



Trevin Knell

The 2022-23 BYU Men's Basketball Almanac has been designed to provide local, regional and national media with useful information about the BYU basketball program, its history and tradition. Additional information is available online via [BYUcougars.com](http://BYUcougars.com). Should you require additional information, such as photographs, video or additional almanacs, please contact BYU Athletic Communications at (801) 422-8948. We appreciate your coverage of BYU basketball and look forward to working with you this season.

#### BYU BASKETBALL – WINNING TRADITION

- 1951 and 1966 NIT Champions
- 30 NCAA tournament appearances
- 29 regular season conference championships
- Two National Players of the Year – Danny Ainge and Jimmer Fredette
- Jimmer Fredette – 2010-11 NCAA scoring champ at 28.9 ppg
- NCAA Academic Progress Rate recognition – 2006 to 2012
- 29 All-Americans and five Academic All-Americans
- Six Conference Players of the Year since 2000
- 2007, 2008, 2009 and 2011 Conference Champions
- 18 postseason invitations in last 20 years
- 53-game home winning streak from 2005 to 2008
- 241-42 (.851) home record in last 20 years
- 2010-11 final rankings of No. 10 (AP Poll), No. 13 (Coaches Poll)
- 2009-10 final rankings of No. 17 (AP Poll), No. 22 (Coaches Poll)
- Back-to-back 30-win seasons – 30 in 2009-10 and 32 in 2010-11
- Five-straight seasons ranked in the top 25 (2007 to 2011)
- Six-straight NCAA tournament appearances (2007 to 2012)
- 15-game win streak in 2009-10, second longest in program history
- Two 10-game win streaks in 2010-11, first time in program history
- Ranked No. 1 in the nation in free-throw percentage (2010)
- Ranked No. 1 in the nation in 3-point percentage (2020)
- Ranked No. 2 in the nation in scoring offense (2010, 2015)
- Ranked No. 2 in the nation in scoring margin (2010)
- Ranked No. 2 in the nation in 3-point field goal percentage (2010)
- Ranked No. 2 in the nation in rebounds per game (2017)
- Ranked No. 2 in the nation in assist-turnover ratio (2020)
- Ranked No. 3 in the nation in scoring offense (2014)
- Ranked No. 4 in the nation in assists (2015, 2020)
- Ranked No. 4 in the nation in 3-point field goals made (2020)
- Ranked No. 5 in the nation in winning percentage (2011)
- Ranked No. 5 in the nation in scoring margin (2011)
- Ranked No. 5 in the nation in assists per game (2020)
- Ranked No. 5 in the nation in defensive rebounds per game (2021)
- Ranked No. 6 in the nation in assists (2012)
- Ranked No. 7 in the nation in scoring offense (2011)
- Ranked No. 7 in the nation in 3-point field goals made (2020)
- Ranked No. 9 in the nation in scoring offense (2016)
- Ranked No. 9 in the nation in defensive rebounds per game (2022)
- Ranked No. 9 in the nation in rebounds (2022)
- Ranked No. 10 in the nation in free-throw percentage (2011)



INTRODUCTION

Winning Tradition . . . . .1
Table of Contents . . . . .2
Quick Facts . . . . .3

MEET THE COUGARS

Season Preview . . . . .5-7
2022-23 Schedule . . . . .7
2022-23 Roster . . . . .8
2022-23 Roster Breakdown . . . . .9
Seniors (numerical) . . . . .10-13
Juniors (numerical) . . . . .14-21
Sophomores (numerical) . . . . .22-27
Freshmen (numerical) . . . . .28-31
Head Coach Mark Pope . . . . .33-34
Assistant Coaches . . . . .35-37
Basketball Staff . . . . .38-40

THE UNIVERSITY

Athletic Administration . . . . .41
This is BYU . . . . .42-43
Marriott Center . . . . .44-46
Marriott Center Annex . . . . .47-49

OPPONENT INFORMATION

All-Time Series Records . . . . .51-53
Opponent Information . . . . .54-56
Series vs. 2022-23 Opponents . . . . .57-61

BYU HOOPS HISTORY

Winning: A BYU Tradition . . . . .63-64
Conference Success . . . . .65
Conference Tournament Results . . . . .66
Conference Championship Teams . . . . .67-69
All-Time Results . . . . .70-84
All-Time Lettermen . . . . .85-87
Year-by-Year Coaching Breakdown . . . . .88
Cougar Coaching Records . . . . .89
NCAA Tournament History . . . . .90
NIT History . . . . .91
Tournament Results . . . . .92
Cougars in the Pros . . . . .93-94
Cougars Representing Their Countries . . . . .95-96

ALL-TIME HONORS

Danny Ainge . . . . .98
Jimmer Fredette . . . . .99
Kresimir Cosic . . . . .100
Mel Hutchins and Roland Minson . . . . .101-102
Stan Watts . . . . .103
All-Americans . . . . .104-105
Conference Honors . . . . .106
All-Conference Performers . . . . .107-109

BYU HOOPS RECORDS

Individual Career Records . . . . .111-116
Individual Season Records . . . . .116-121
Individual Game Records . . . . .121-123
30-Point Games . . . . .124-126

Freshman Season Records . . . . .127-128
Freshman Game Records . . . . .128-130
Team Season Records . . . . .131-132
Team Game Records . . . . .133
Marriott Center Records . . . . .134
Conference Individual Career Records . . . . .135-136
Conference Individual Season Records . . . . .137-138
Conference Individual Game Records . . . . .139-140
Conference Tournament Individual Career Records . . . . .141-142
Conference Tournament Individual Game Records . . . . .142
NCAA Tournament Individual Career Records . . . . .143
NCAA Tournament Game Records . . . . .144
NIT Individual Career Records . . . . .145
NIT Individual Game Records . . . . .146
All-Time Player Career Statistics . . . . .147-151
All-Time 100-Point Games . . . . .152
All-Time Overtime Games . . . . .153
Coaching Records . . . . .154
Off the Bench Records . . . . .155
BYU Debut Records . . . . .156
Year-By-Year Attendance . . . . .157
Year-By-Year Statistics . . . . .158-160
Year-By-Year Leaders . . . . .161-163
Fastest To . . . . .164
Week-By-Week Ranking History . . . . .165
BYU as a Ranked Team . . . . .166
BYU vs. Ranked Opponents . . . . .167
Chronology of Records . . . . .168
Miscellaneous Scoring Records . . . . .168-169
Scoring Records: Days of the Week and Height . . . . .170
Scoring Records: Career Average by Height . . . . .171
Individual Game Records – 1st Half . . . . .172
Individual Game Records – 2nd Half . . . . .173
Individual Game Records – Either Half . . . . .174
Team Game Records – 1st Half . . . . .175
Team Game Records – 2nd Half . . . . .176
Team Game Records – Either Half . . . . .177-178
Individual Game Records – Overtime (since 1999-00) . . . . .178
Team Game Records – Overtime (since 1999-00) . . . . .179
BYU in the NCAA Record Book . . . . .179
1,000-Point Club . . . . .180-184

2021-22 SEASON REVIEW

Game Results . . . . .186
Team Statistics . . . . .187
WCC and NCAA Statistics . . . . .188
BYU/Opponent Game-by-Game Statistics . . . . .189
Individual Game-by-Game (Points-Rebounds-Assists) . . . . .190
Individual Statistics-All Games . . . . .191
Individual Statistics-Conference Games . . . . .191
Results and Leaders . . . . .192
Individual Game Highs . . . . .193
Team Game Highs and Game Lows . . . . .194
Category Leaders . . . . .195
Individual Honors . . . . .195

MEDIA SERVICES

Media Services . . . . .197-198



**UNIVERSITY INFORMATION**

Location . . . . . Provo, Utah  
 Founded . . . . . Oct. 16, 1875  
 Elevation . . . . . 4,553 feet  
 Enrollment . . . . . 33,511  
 Nickname . . . . . Cougars  
 Mascot . . . . . Cosmo  
 Colors . . . . . Blue and White  
 Arena (capacity) . . . . . Marriott Center (18,987)  
 Conference . . . . . West Coast Conference  
 President . . . . . Kevin J Worthen  
 Athletics Director . . . . . Tom Holmoe

**BYU TEAM INFORMATION**

2021-22 Overall Record . . . . . 24-11  
 Conference Record/Finish . . . . . 9-6 (5th WCC)  
 2021-22 Postseason . . . . . NIT  
 2022 Final National Ranking . . . . . NR/NR  
 Starters Returning/Lost . . . . . 3/2  
 Lettermen Returning/Lost . . . . . 6/9  
 Newcomers . . . . . 12  
 Returning Redshirts . . . . . 0

**BASKETBALL STAFF**

Head Coach . . . . . Mark Pope  
 Alma Mater (year) . . . . . Kentucky (1996)  
 Record at School (years) . . . . . 68-26 (4th year)  
 Career Division I Record (years) . . . . . 145-82 (8th)  
 Best time/day to reach coach . . . . . Call SID  
 Assistant Coaches (Alma Mater, year)  
 . . . . . Cody Fueger (Utah, 2006)  
 . . . . . Nick Robinson (Stanford, 2005)  
 . . . . . Kahil Fennell (Redlands, 2004)  
 Director of Basketball Operations (Alma Mater, year)  
 . . . . . Bobby Horodyski (Central Florida, 2013)  
 Director of Video & Analytics Strategy (Alma Mater, year)  
 . . . . . Keegan Brown (BYU, 2017)

**PROGRAM HISTORY**

First Year of Basketball . . . . . 1903  
 Overall All-Time Record . . . . . 1897-1129/1850-1127 (.627/.621)\*  
 Winning Seasons . . . . . 95/93\* (last 2021-22)  
 Conference Championships . . . . . 29 (last 2010-11)  
 Postseason Appearances (record) . . . . . 45/43\* (33-44/30-42)  
 Total NCAA Appearances (record) . . . . . 30 (15-33)  
 Last NCAA Appearance . . . . . 2021  
 Result . . . . . (0-1) lost, NCAA Second Round  
 . . . . . (Indianapolis) vs. UCLA, 73-62  
 Total NIT Appearances (Record) . . . . . 15/13 (20-13/17-11)\*\*  
 Last NIT Appearance . . . . . 2022  
 Result . . . . . (2-1) lost vs. Washington State, 77-58

\*On-the-court record/Official adjusted record per NCAA Office on Infractions  
 \*\*BYU's 2016, 2017 NIT appearances were vacated by the NCAA

**MEDIA RELATIONS**

Basketball Media Relations . . . . . Tyson Jex  
 Office Phone . . . . . 801-422-4909  
 Cell Phone . . . . . 801-648-4922  
 Email . . . . . tyson\_jex@byu.edu  
 Associate AD Communication & Media Strategy . . . . . Jon McBride  
 Office Phone . . . . . 801-422-8948  
 Cell Phone . . . . . 801-866-4932  
 Email . . . . . jonathanmcbride@byu.edu  
 Media Relations Main Office . . . . . 801-422-8948  
 Media Relations Fax . . . . . 801-422-0633  
 Website . . . . . www.byucougars.com  
 Address . . . . . 30 SFH, Provo, UT 84602-2239

**SOCIAL MEDIA**

Website . . . . . BYUcougars.com  
 Twitter . . . . . @BYUMBB  
 . . . . . @BYUgamenotes  
 Facebook . . . . . /BYUbasketball  
 Instagram . . . . . @BYUbasketball

**MEDIA GUIDE CREDITS**

Produced by . . . . . Tyson Jex  
 Photography by . . . . . Jaren Wilkey, Nate Edwards, Preston Crawley  
 Printing by . . . . . BYU Print Services



Fousseyni Traore





Gideon George



BYU men's basketball enters year four of the Mark Pope era with a promising roster in what will be the Cougars final season in the West Coast Conference as they are scheduled to join the Big 12 on July 1, 2023.

In 2021-22, Pope led the Cougars to the quarterfinals of the NIT and a 24-11 overall record. BYU was ranked as high as No. 12 in November following a 32-point victory over nationally ranked Oregon in the Phil Knight Invitational at the Moda Center in Portland, Ore. It marked the first time since 1981 that the Cougars were ranked in the Top 15 in the AP Poll in November.

Despite season ending injuries to his veteran frontcourt, Pope became the fourth coach in program history to win 20 or more games in each of their first three seasons in charge. The Cougars also went 13-3 at home brining his record at the Marriott Center to 39-6, tied for the second-most wins for a coach in his first three seasons at the Marriott Center.

Fousseyni Traore (6-foot-6), Gideon George (6-6), Atiki Ally Atiki (6-9) and Trevin Knell (6-6) are retiring players with starting experience while Spencer Johnson (6-5) has appeared in 61 games during his BYU career. The newcomers are headlined by transfers Rudi Williams (6-3), Noah Waterman (6-11) and Jaxson Robinson (6-6). Pope also welcomes returned missionaries Dallin Hall (6-4), Richie Saunders (6-5) and Tanner Toolson (6-5).

#### POINT GUARD

For the first time in the Pope era, Alex Barcello will not be in the backcourt for the Cougars as the All-American and two-time First Team All-WCC player is currently playing professional in Greece after exhausting his eligibility. Fellow backcourt mate Te'Jon Lucas is also gone after starting in 34 games last season, where he ranked third in the WCC in assists per game.

Trey Stewart is the lone returner for the Cougars as the sophomore saw limited action on the court less than a year removed from his mission for the Church of Jesus Christ of Latter-Day Saints. The American Fork native and owner of Default Happiness will be joined in the backcourt by grad transfer Rudi Williams

and freshman Dallin Hall.

Stewart appeared in 11 games averaging 2.6 minutes per contest. He scored his first collegiate points in BYU's win over No. 12 Oregon in the Phil Knight Invitational. He also recorded his only block of the season in the Cougars historic win over the Ducks.

Williams comes to Provo after spending time at Coastal Carolina, Kansas State and Northeastern Oklahoma A&M. The native of Hamilton, Ontario averaged 14.7 points per game for the Chanticleers, shooting 50.9 percent from the field, 44.7 percent from 3-point range and 73.5 percent from the free throw line. He was also named to the The Basketball Classic All-Tournament Team after leading CCU to the championship game.

Prior to his time in South Carolina, Williams spent a season at Kansas State after being named a NJCAA All-American during his two-year stint at Northeastern Oklahoma State. He led the nation in assists as a sophomore to conclude a career where he recorded six triple-doubles.

Hall joins the program after returning from his mission for the Church of Jesus Christ of Latter-Day Saints to Fresno, Calif. in the summer. The former Utah Gatorade Player of the Year prepped at Fremont High School where he was a three-star recruit in the Class of 2020 by 247Sports. He averaged 22.9 points, 7.8 rebounds and 6.8 assists per game as a senior leading the Silverwolves to a state title.

Jared McGregor is another newcomer to keep an eye as the former manager impressed during summer and fall workouts. He prepped at Westlake High School in Saratoga Springs earning second-team all-region accolades as a senior.



Atiki Ally Atiki

**WING**

Gideon George, Trevin Knell and Spencer Johnson highlight one of the deepest position groups on the team as the trio has played in a combined 202 games. George, who tested the NBA Draft waters during the summer before returning for his final season of eligibility, looks to build on a solid junior campaign where he averaged 8.8 points per game, shooting 43.6 percent from the field, 34.9 percent from 3-point range and 68.3 percent from the free throw line. He had a career-night in the second round of the NIT against Northern Iowa, scoring a career-high 27 points where he tied a career-high with five 3-pointers.

Knell is a fourth-year junior after appearing in 35 games including 18 starts last season. The Woods Cross native is one of the top sharpshooters in program history as he is shooting 38.6 percent from 3-point range, the 17th best percentage in program history. He is also one of the most successful players in Cougar history as he ranks 11th on the all-time list in winning percentage (min. 75 games played).

Spencer Johnson, one of four players on the roster to have spent time at a junior college during his career, has asserted himself as one of the top bench players in the WCC. The former American Fork product has played in 61 games during his time in Provo, scoring 5.5 points per game while shooting 45.5 percent from the field, 38.5 percent from 3-point range and 67.2 percent from the free throw line.

The returnees are joined by an intriguing group of newcomers in Jaxson Robinson, Richie Saunders and Tanner Toolson.

Robinson, a former Top 50 recruit, makes his way to Provo after spending time at Arkansas and Texas A&M. In his lone season under Eric Mussleman, the Ada, Okla. native appeared in 16 games including four starts averaging 3.4 points per game as well as a career-high 14-point performance against Elon. In his freshman season at A&M, he played in 14 games with four starts.

Saunders signed with the Cougars in 2020 out of Wasatch Academy before serving a two-year LDS mission. He played the final two seasons of his high school career at Wasatch Academy where he was ranked a three-star recruit by 247Sports and Rivals. He was also ranked as the No. 25 shooting guard in the Class of 2020 by 247Sports Composite.

Toolson comes from a strong line of Cougar greats joining the likes of his father, Andy, and cousin, Jake. The 2020 Washington Interscholastic Basketball Coaches Association Mr. Basketball averaged 23.0 points and 8.5 rebounds per game as a senior. He ended his high school career as the school record holder in points, 3-pointers, assists, steals, field goals and wins.

**POST**

BYU has an young, talented group of returning players in the post, including sophomore Fousseyni Traore. The Bamako, Mali native earned WCC All-Freshman accolades as a true freshman in 2021-22 after breaking a handful of program records. He appeared in 33 games including 21 starts, averaging 9.6 points and 8.5 rebounds per game. He shot 58.9 percent from the field and 74.4 percent from the free throw line.

The product of Wasatch Academy pulled down 280 rebounds in his first season, passing Yoeli Childs for the most in a single season by a freshman in program history. He also tied Eric Mika for the most offensive rebounds while his nine double-doubles put him second on the list. His best game of the season came on Senior Day, where he finished with 25 points and a record 19 rebounds as the Cougars defeated Pepperdine, 75-59.

Traore wasn't the only true freshman to get ample playing time last season as Ally Atiki played in 32 games including three starts. The 6-foot-9 forward will look to continue his upward trajectory after scoring 3.0 points per game while also pulling down 2.9 rebounds per contest. His 17 blocks were the sixth-most in conference play.



Trey Stewart



The dynamic duo is joined by transfers Noah Waterman, Nate Webb, Tredyn Christensen along with freshmen Braeden Moore, Tanner Hayhurst and Hao Dong. Waterman comes to Provo after spending the past two seasons at Detroit Mercy, where he was one of the most efficient scoring big men in college hoops. Waterman scored in double figures nine times in 2021-22 en route to averaging 8.0 points per contest. As a redshirt freshman in 2020-21, he averaged 11.9 points per game while shooting 55.5 percent from the field, 52.8 percent from 3-point range and 64.3 percent from the free throw line.

Webb played the past two seasons at Umpqua Community College in Oregon where he averaged 20.6 points per game. As a sophomore, he was named the NWAC Southern Region Player of the Year after scoring 23.7 points per game.

Christensen also spent time at a junior college (Snow College) but spent last season at Chaminade, where he appeared in 26 games including 12 starts where he averaged 5.6 points and 4.2 rebounds per game.

Moore, a former four-star recruit, signed with the Cougars after spending his senior season at Kanye West's Donda Academy. Prior to transferring to one of the premier programs in the country, Moore was a three-time, all-district and two time all-region player along with being named a finalist for Tennessee Mr. Basketball as a junior.

Dong joins the Cougars after spending last season with RSL Academy Post Grad team after spending the previous four years at Real Betis in Spain. During his time at Real Betis, he played in Liga EBA where he averaged 10.5 points and 4.3 rebounds per game in 2020-21.

Hayhurst comes to Provo after spending a two-year mission for the Church of Jesus Christ of Latter-Day Saints in New Orleans, La. Prior to his missionary service, the 6-foot-6 forward played at Eagle High School where he led the Idaho 5A classification as a junior and senior. He was a first-team all-state player as a senior after averaging 22.1 points, 7.8 rebounds and 2.7 assists per game.

2022-23 SCHEDULE



DATE	OPPONENT	SITE
Nov. 2	Ottawa (Ariz.)\$	Provo, Utah
Nov. 7	Idaho State	Provo, Utah
Nov. 11	at San Diego State	San Diego, California
Nov. 16	Missouri State	Provo, Utah
Nov. 19	Nicholls	Provo, Utah
Nov. 23	vs. USC+	Paradise Island, Bahamas
Nov. 24	vs. Tennessee/Butler+	Paradise Island, Bahamas
Nov. 25	TBD+	Paradise Island, Bahamas
Nov. 29	Westminster!	Salt Lake City, Utah
Dec. 3	South Dakota!	Salt Lake City, Utah
Dec. 7	Utah Valley	Provo, Utah
Dec. 10	vs. Creighton#	Las Vegas, Nevada
Dec. 15	Western Oregon	Provo, Utah
Dec. 17	Utah	Provo, Utah
Dec. 20	Lindenwood	Provo, Utah
Dec. 22	Weber State	Provo, Utah
Dec. 29	at Pacific*	Stockton, Calif.
Dec. 31	Portland*	Provo, Utah
Jan. 5	at Loyola Marymount*	Los Angeles, California
Jan. 7	at San Diego*	San Diego, California
Jan. 12	Gonzaga*	Provo, Utah
Jan. 14	Pepperdine*	Provo, Utah
Jan. 19	at Santa Clara*	Santa Clara, California
Jan. 21	at San Francisco*	San Francisco, California
Jan. 28	Saint Mary's*	Provo, Utah
Feb. 2	Loyola Marymount*	Provo, Utah
Feb. 4	Pacific*	Provo, Utah
Feb. 9	at Pepperdine*	Malibu, California
Feb. 11	at Gonzaga*	Spokane, Washington
Feb. 16	Santa Clara*	Provo, Utah
Feb. 18	at Saint Mary's*	Moraga, California
Feb. 25	San Francisco*	Provo, Utah
Mar. 2-7	WCC Championships	Las Vegas, Nevada

Home Games in Bold

- \$ Exhibition
- + Battle 4 Atlantis
- # Jack Jones Hoopfest
- ! Played at Vivint Arena
- \* WCC Game



No.	Name	Pos.	Ht.	Wt.	Yr.	Exp	Hometown (Previous School)
0	Noah Waterman	F	6-11	210	Jr.	TR	Savannah, New York (Detroit Mercy)
1	Trey Stewart	G	6-2	190	So.	1L	American Fork, Utah (American Fork HS)
2	Jaxson Robinson	G	6-7	190	So.	TR	Ada, Oklahoma (Arkansas)
3	Rudi Williams	G	6-2	190	Sr.	TR	Hamilton, Ontario (Coastal Carolina)
4	Atiki Ally Atiki	F	6-10	215	So.	1L	Mwanza, Tanzania (London Basketball Academy)
5	Gideon George	F	6-6	210	Sr.	2L	Minna, Nigeria (New Mexico JC)
10	Tredyn Christensen	F	6-7	235	Jr.	TR	Eagle Mountain, Utah (Chaminade)
12	Braeden Moore	F	6-9	210	Fr.	HS	Nashville, Tennessee (Donda Academy)
13	Tanner Toolson	G	6-5	185	Fr.	HS	Vancouver, Washington (Union HS)
15	Richie Saunders	G	6-5	200	Fr.	HS	Riverton, Utah (Wasatch Academy)
20	Spencer Johnson	G	6-5	195	Jr.	2L	American Fork, Utah (Salt Lake CC)
21	Trevin Knell	G	6-5	185	Jr.	2L	Woods Cross, Utah (Woods Cross HS)
24	Tanner Hayhurst	G	6-6	210	Fr.	HS	Eagle, Idaho (Eagle HS)
30	Dallin Hall	G	6-4	200	Fr.	HS	Plain City, Utah (Fremont HS)
33	Nate Webb	F	6-6	210	So.	TR	Rexburg, Idaho (Umpqua CC)
45	Fousseyni Traore	F	6-6	240	So.	1L	Bamako, Mali (Wasatch Academy)
51	Jared McGregor	G	6-3	180	R-Fr.	HS	Saratoga Springs, Utah (Westlake HS)
55	Hao Dong	G	6-6	210	Fr.	HS	Beijing, China (RSL Academy)

PRONUNCIATION GUIDE

COACHING STAFF

Head Coach	Mark Pope, 4th year (Kentucky, 1996)
Overall/BYU Record	145-82 (8th season) / 68-26 (4th season)
Assistant Coach	Cody Fueger (Utah, 2006)
Assistant Coach	Nick Robinson (Stanford, 2005)
Assistant Coach	Kahil Fennell (Redlands, 2004)
Director of Basketball Operations	Bobby Horodyski (Central Florida, 2013)
Director of Video and Analytics Strategy	Keegan Brown (BYU, 2017)
Athletic Trainer	Robert Ramos (BYU, 1995)
Strength and Conditioning Coach	Erick Schork (Springfield, 1995)
Graduate Assistant	Carsen Williams (BYU, 2020)
Graduate Assistant	Asuquo Efretuei (Maine, 2020)
Graduate Assistant	Chris Laymon (Wisconsin River Falls, 2020)

Atiki Ally Atiki	<b>ah-tee-KEY ali ah-tee-KEY</b>
Tredyn Christensen	<b>TRAY-din</b>
Hao Dong	<b>HOW dawn-GUH</b>
Trevin Knell	<b>nel</b>
Richie Saunders	<b>SAW-n-ders</b>
Fousseyni Traore	<b>foU-SEN-ee try-OR-ah</b>
Rudi Williams	<b>RUDY</b>
Cody Fueger	<b>FEE-ger</b>
Kahil Fennell	<b>kuh-HILL fe-NELL</b>
Bobby Horodyski	<b>whore-DUH-ski</b>
Robert Ramos	<b>RAY-mos</b>
Erick Schork	<b>shork</b>
Asuquo Efretuei	<b>ah-SIOUX-quo</b>

GEOGRAPHIC BREAKDOWN

Canada	New York	Utah
Rudi Williams	Noah Waterman	Tredyn Christensen Dallin Hall
China	Oklahoma	Spencer Johnson Trevin Knell Jared McGregor
Hao Dong	Jaxson Robinson	Richie Saunders Trey Stewart
Idaho	Tanzania	Washington
Tanner Hayhurst	Atiki Ally Atiki	Tanner Toolson
Mali	Tennessee	
Fousseyni Traore	Braeden Moore	
Nigeria		
Gideon George		

CLASS BREAKDOWN

Freshman	Junior
Hao Dong Dallin Hall Tanner Hayhurst Jared McGregor Braeden Moore Richie Saunders Tanner Toolson	Tredyn Christensen Spencer Johnson Trevin Knell Noah Waterman
Sophomore	Senior
Atiki Ally Atiki Jaxson Robinson Trey Stewart Fousseyni Traore Nate Webb	Gideon George Rudi Williams





## LINEUP BREAKDOWN

## STARTERS RETURNING (2)

No.	Name	Pos.	Ht.	Wt.	Yr.
5	Gideon George	F	6-6	210	Sr.
45	Fousseyni Traore	F	6-6	240	So.

## OTHER LETTERMEN RETURNING (4)

No.	Name	Pos.	Ht.	Wt.	Yr.
1	Trey Stewart	G	6-2	190	So.
4	Atiki Ally Atiki	F	6-10	210	So.
20	Spencer Johnson	G	6-5	195	Jr.
21	Trevin Knell	G	6-5	185	Jr.

## NEWCOMERS (12)

No.	Name	Pos.	Ht.	Wt.	Yr.
0	Noah Waterman	F	6-11	210	Jr.
2	Jaxson Robinson	G	6-7	190	So.
3	Rudi Williams	G	6-2	190	Sr.
10	Tredyn Christensen	G	6-7	235	Jr.
51	Jared McGregor	G	6-3	180	Fr.
12	Braeden Moore	F	6-9	210	Fr.
13	Tanner Toolson	G	6-5	185	Fr.
15	Richie Saunders	G	6-5	200	Fr.
24	Tanner Hayhurst	G	6-6	210	Fr.
30	Dallin Hall	G	6-4	200	Fr.
33	Nate Webb	F	6-7	210	So.
55	Hao Dong	G	6-6	210	Fr.

## STARTERS LOST (3)

No.	Name	Pos.	Ht.	Wt.	Yr.
3	Te'Jon Lucas	G	6-1	187	Sr.
13	Alex Barcello	G	6-2	197	Sr.
33	Caleb Lohner	F	6-8	235	So.

## OTHER LETTERMEN LOST (6)

No.	Name	Pos.	Ht.	Wt.	Yr.
0	Hunter Erickson	G	6-3	191	So.
10	Nate Hansen	G	6-3	178	Fr.
24	Seneca Knight	F	6-6	224	Sr.
42	Richard Harward	C	6-11	256	Sr.
51	Gavin Baxter	F	6-9	228	Sr.
55	Casey Brown	G	6-1	181	Fr.

## INCOMING PRODUCTION FROM DI TRANSFERS\*

No.	Name	Ppg	Rpg	Apg	Spg	Bpg
0	Noah Waterman	8.0	4.0	0.5	0.8	0.7
2	Jaxson Robinson	3.4	1.3	0.4	0.1	0.3
3	Rudi Williams	14.7	3.6	4.4	0.9	0.1

\* stats from most recent NCAA Division I season

## RETURNING PRODUCTION

## POINTS

Fousseyni Traore	9.6
Gideon George	8.8
Trevin Knell	6.4
Spencer Johnson	5.8
Atiki Ally Atiki	3.0

## REBOUNDS

Fousseyni Traore	8.5
Gideon George	5.0
Atiki Ally Atiki	2.9
Spencer Johnson	2.9
Trevin Knell	1.8

## ASSISTS

Gideon George	1.2
Spencer Johnson	1.0
Trevin Knell	1.0
Fousseyni Traore	0.9

## BLOCKS

Fousseyni Traore	1.3
Atiki Ally Atiki	0.8
Gideon George	0.2

## STEALS

Spencer Johnson	0.6
Fousseyni Traore	0.5
Gideon George	0.5

## RETURNING STATISTICAL LEADERS

Minutes	Fousseyni Traore	23.6
Points	Fousseyni Traore	9.6
Field Goals	Fousseyni Traore	126
Field Goal Pct.	Fousseyni Traore	.589
3-Pointers	Trevin Knell	47
3-Point FG Pct.	Spencer Johnson	.390
Free Throws	Fousseyni Traore	64
Free-Throw Pct.	Fousseyni Traore	.744
Rebounds	Fousseyni Traore	8.5
Assists	Gideon George	1.2
Blocks	Fousseyni Traore	1.3
Steals	Spencer Johnson	0.6



# RUDI WILLIAMS

SENIOR • GUARD  
6-2 • 190  
HAMILTON, ONTARIO  
COASTAL CAROLINA

## #3

### HISTORY OF #3

Mark Bigelow	1998-99, 01-04
Elijah Bryant	2015-18
David Castleton	1997-98
Bob Craig	1948-51
Matt Haarms	2020-21
Tyler Haws	2009-10, 12-15
Ron Kump	1953-54
Te'Jon Lucas	2021-22
Blaze Nield	2019-20
Ralph Olsen	1950-52
Robbie Reid	1993-95
Don Snedaker	1939-40
Neil Stephens	1952-53
Kenna Young	2004-07

### BEFORE BYU

- Played his senior season at Coastal Carolina (2021-22), playing in all 33 games including 26 starts
- Ranked second on team in scoring at 14.7 points per game, shooting 50.9 percent from the field, 44.7 percent from 3-point range and 73.5 percent from the free throw line
- Reached double figures in 24 games including a 30-point, 10 rebound double-double against Winthrop
- Named to The Basketball Classic All-Tournament Team after averaging 20.5 points per game
- Played one season at Kansas State (2020-21), appearing in 27 games with four starts
- Averaged 4.8 points, 2.6 rebounds and 1.4 assists per game
- Ranked fifth on the team in 3-point makes, knocking down at least one triple in 11 games including a season-high four against Milwaukee
- Played first two seasons at Northeastern Oklahoma A&M (2018-20), appearing in 67 games with 60 starts
- Ranked as No. 4 JUCO recruit in the nation by 247Sports
- NJCAA Second Team All-American as a sophomore, also named NJCAA Region II Player of the Year, First Team All-Oklahoma Collegiate Athletic Conference and First Team All-Region II
- Led nation in assists in 2019-20
- Recorded 24 double-doubles and six triple-doubles, four of those coming with him scoring 20 or more points

### PERSONAL

- Full name is Ruedale "Rudi" Williams
- Born on August 13, 1998
- Has six siblings

### CAREER HIGHS\*

Points	31 at Arkansas State - 02/23/22
Rebounds	10 vs. Winthrop - 12/04/21
Assists	9 vs. Regent - 12/16/21
Steals	5 vs. South Alabama - 02/17/22
Blocks	2 vs. Troy - 02/19/22
Field Goals Made	13 at Arkansas State - 02/23/22
Field Goal Attempts	21 vs. Arkansas State - 02/23/22
3-Point Field Goals Made	5 vs. Toledo - 11/24/21
3-Point Field Goal Attempts	9 vs. Fresno State - 04/01/22
Free Throws Made	12 vs. South Alabama - 02/17/22
Free Throw Attempts	14 vs. South Alabama - 02/17/22
Minutes Played	40 vs. Oklahoma State - 01/09/21

### MISCELLANEOUS\*

	21-22	Career
Double-Figure Points	24 (15-9)	27 (17-10)
20-plus Points	8 (4-4)	8 (4-4)
Double-Figure Reb	1 (1-0)	1 (1-0)
Double-Doubles	1 (1-0)	1 (1-0)
3-plus Steals	5 (3-2)	5 (3-2)
3-plus Assists	17 (11-6)	22 (13-9)
3-plus 3-point FG	7 (4-3)	8 (5-3)

\* Division I Career Only



### CAREER STATISTICS

YEAR	GP-GS	MPG	FG-FGA	PCT	3FG-A	PCT	FT-FTA	PCT	OFF-DEF-REB	AVG	PF-D	A	AVG	TO	BLK	AVG	STL	AVG	PTS	AVG
2018-19%	27-20	26.0	130-245	.531	17-46	.370	70-85	.824	50-110-160	5.9	47-1	225	8.3	51	3	0.1	46	1.7	347	12.9
2019-20%	30-29	32.8	226-444	.509	39-107	.364	138-171	.807	67-135-202	6.7	20-1	267	8.9	95	3	0.1	82	2.7	629	21.0
2020-21*	27-4	18.1	50-124	.403	15-51	.294	14-19	.737	13-56-69	2.6	27-0	37	1.4	34	2	0.1	11	0.4	129	4.8
2021-22#	33-26	30.3	176-346	.509	51-114	.447	83-113	.735	27-112-139	4.2	49-0	107	3.2	74	4	0.1	48	1.5	486	14.7
TOTAL+	60-30	24.8	226-470	.480	66-165	.400	97-132	.735	40-168-208	3.5	76-0	144	2.4	108	6	0.1	59	0.9	615	10.3
TOTAL	117-79	27.1	582-1159	.502	122-318	.384	305-388	.786	157-413-570	4.9	142-2	636	5.4	254	13	0.1	187	1.6	1591	13.6

% Northeastern Oklahoma A&M \* Kansas State #Coastal Carolina + Kansas State and Coastal Carolina



2018-19 (Northeast Oklahoma A&M)

Opponent	Date	GS	MP	FG	3FG	FT	REB	PF	A	TO	B	S	PTS
at Missouri Southern	JV11/01/18	*	22	5-7	0-1	1-1	3-4-7	3	13	1	1	3	11
vs. Tabor College	JV 11/02/18	*	19	4-8	0-1	0-0	2-5-7	0	10	2	0	4	8
at Hutchinson CC	11/03/18	*	30	5-13	1-2	3-4	2-6-8	4	6	3	0	1	14
Central Baptist JV	11/05/18	*	22	4-12	0-3	4-4	4-6-10	0	11	2	1	2	12
at Coffeyville	11/06/18	*	19	1-5	0-0	0-0	2-4-6	4	5	0	0	2	2
Coffeyville	11/14/18	*	30	5-12	0-3	3-4	2-3-5	2	10	0	0	1	13
vs. Ellsworth	11/16/18	*	28	5-6	0-1	4-6	2-4-6	0	13	2	0	3	14
at Indian Hills CC	11/17/18	*	30	5-13	0-3	3-3	2-3-5	3	10	1	0	1	13
at Butler CC	11/20/18	*	24	6-9	1-3	0-1	0-3-3	4	1	2	0	0	13
vs. Tennessee Prep	11/22/18	*	22	5-10	1-3	4-4	2-3-5	5	10	3	0	1	15
vs. Wilbur Wright	11/23/18	*	36	9-12	0-1	3-3	2-5-7	1	9	1	0	3	21
at Three Rivers	11/24/18	*	31	4-10	1-1	0-0	0-4-4	2	4	1	1	2	9
at Eastern Oklahoma St.	11/27/18	*	32	5-11	0-1	5-8	2-3-5	3	7	4	0	2	15
Redlands CC	11/29/18	*	27	5-11	0-1	4-4	2-3-5	2	8	3	0	2	14
Missouri Southern	JV12/04/18	*	17	5-9	1-1	4-5	4-6-10	0	11	1	0	2	15
Murray State College	01/09/19						DNP						
at Southwestern Christian	01/11/19						DNP						
Connors State	01/14/19						DNP						
at Western Oklahoma St.	01/17/19						DNP						
Northern Okla.-Tonkawa	01/21/19						DNP						
at Seminole State	01/24/19		18	3-5	1-2	0-0	1-2-3	2	6	2	0	1	7
Northern Okla.-Enid	01/28/19		20	8-11	1-2	3-3	3-3-6	1	6	1	0	0	20
Eastern Oklahoma St.	01/31/19		26	4-4	0-0	4-4	2-5-7	1	11	1	0	3	12
at Redlands CC	02/04/19		21	2-6	0-0	0-0	2-3-5	2	10	0	0	0	4
at Murray State College	02/11/19		27	9-12	2-3	2-2	2-9-11	0	9	2	0	1	22
at Connors State	02/14/19		30	4-10	2-4	4-6	2-4-6	2	12	1	0	3	14
Western Oklahoma St.	02/18/19	*	27	3-8	0-1	3-5	1-6-7	3	8	2	0	3	9
at Northern Okla.-Tonkawa	02/21/19*		32	6-9	2-2	6-6	1-4-5	0	10	1	0	0	20
Seminole State	02/25/19	*	24	4-5	1-1	0-0	2-3-5	0	13	1	0	2	9
at Northern Okla.-Enid	03/01/19	*	29	5-10	2-2	2-3	2-2-4	2	7	4	0	1	14
vs. Murray State	03/06/19	*	27	5-8	1-3	5-5	2-2-4	0	3	3	0	1	16
vs. Seminole State	03/08/19						DNP						
vs. Connors State	03/09/19						DNP						
vs. Moberly Area	03/19/19	*	33	4-9	0-1	3-4	1-3-4	1	2	5	0	2	11

2019-20 (Northeast Oklahoma A&M)

Opponent	Date	GS	MP	FG	3FG	FT	REB	PF	A	TO	B	S	PTS
Oklahoma Wesleyan	JV11/05/19	*	19	7-10	1-2	3-3	3-4-7	3	11	0	0	2	18
Coffeyville CC	11/06/19	*	37	7-14	1-4	5-5	1-3-4	2	0	5	0	4	20
at Oklahoma Wesleyan	JV11/08/19	*	28	6-13	2-6	7-8	3-6-9	0	14	3	0	3	21
at Hutchinson CC	11/12/19	*	31	5-15	2-5	1-1	2-3-5	0	9	2	0	3	13
at Missouri Southern	JV11/13/19						DNP						
at Indian Hills CC	11/15/19	*	42	9-23	4-9	10-11	2-5-7	3	2	1	0	1	32
Southeastern CC	11/16/19	*	26	8-12	3-5	1-1	3-3-6	0	11	6	0	2	20
Southwest Christian	JV11/19/19	*	26	8-20	1-3	1-4	4-7-11	0	13	0	0	4	18
Seminole State	11/21/19	*	37	10-17	3-8	5-5	2-4-6	0	9	2	0	1	28
at Northern Okla.-Tonkawa	11/25/19*		34	5-10	2-5	7-8	1-1-2	1	7	8	0	6	19
Southern Arkansas Tech	11/28/19						DNP						
vs. Roane State CC	11/29/19	*	29	8-15	1-4	4-6	3-7-10	0	11	3	0	3	21
at Three Rivers CC	11/30/19	*	35	3-8	0-1	8-10	1-3-4	0	12	3	0	7	14
Missouri Southern	JV12/05/19	*	15	5-7	0-0	4-4	2-3-5	0	12	2	0	2	14
Northern Okla.-Enid	01/09/20	*	36	5-14	0-2	6-7	2-5-7	5	11	6	0	5	16
at Southwest Christian	JV01/10/20						DNP						
at Connors State	01/13/20	*	29	3-15	1-1	1-2	1-3-4	0	2	6	0	2	8
Redlands CC	01/16/20	*	29	9-14	1-1	4-4	2-13-15	0	11	1	1	2	23
at Murray State College	01/20/20	*	32	10-15	1-2	1-2	2-5-7	4	2	4	0	1	22
at Western Oklahoma St.	01/22/20*		23	6-12	1-3	3-3	2-7-9	0	11	4	0	2	16
Eastern Oklahoma St.	01/27/20	*	39	7-14	1-3	5-7	1-4-5	0	11	4	0	2	20
at Seminole State	01/30/20	*	38	9-17	0-3	3-4	2-4-6	0	7	5	0	2	21
Northern Okla.-Tonkawa	02/03/20	*	38	9-14	1-2	4-5	2-4-6	0	9	2	0	2	23
Central Baptist JV	02/07/20	*	20	9-9	0-0	2-3	4-6-10	0	12	0	1	3	20
at Northern Okla.-Enid	02/10/20	*	38	9-21	3-7	8-8	2-3-5	0	11	1	0	2	29
Connors State	02/13/20	*	38	8-19	1-5	7-8	3-6-9	0	12	3	0	2	24
at Redlands CC	02/17/20	*	37	9-15	1-4	2-2	3-3-6	0	10	3	0	3	21
Murray State College	02/20/20	*	40	13-23	2-6	7-9	2-1-3	0	5	7	0	2	35
vs. Western Okla. State	02/24/20	*	32	7-13	1-3	7-9	2-6-8	0	11	3	1	2	22
at Eastern Okla. State	02/27/20	*	40	11-21	1-3	3-6	3-5-8	0	7	2	0	2	26
vs. Eastern Okla. State	03/05/20	*	38	7-15	1-5	3-4	2-5-7	0	7	4	0	4	18
vs. Northern Okla.-Enid	03/06/20	*	38	10-19	2-3	10-13	2-4-6	1	7	6	0	3	32
vs. Murray State College	03/07/20	*	40	4-10	1-2	6-9	3-2-5	1	3	2	0	2	15

2020-21 (Kansas State)

Opponent	Date	GS	MP	FG	3FG	FT	REB	PF	A	TO	B	S	PTS
Drake	11/25/20		8	1-1	0-0	0-0	0-0-0	0	0	1	0	0	2
Colorado	11/27/20		16	2-4	1-2	0-0	0-3-3	1	3	2	0	0	5
Kansas City	11/30/20		13	0-1	0-1	0-0	0-0-0	0	0	0	0	0	0
UNLV	12/05/20		16	3-7	1-2	0-0	1-4-5	0	2	1	0	1	7
Fort Hays State	12/08/20		21	3-5	0-1	2-2	1-1-2	1	1	3	0	1	8
Milwaukee	12/11/20		30	6-8	4-5	0-0	1-3-4	2	3	2	0	0	16
at Iowa State	12/15/20		19	3-4	1-2	3-6	0-2-2	0	2	3	0	0	10
Baylor	12/19/20		19	3-7	1-4	0-0	0-0-0	1	3	2	0	0	7
Jacksonville	12/21/20		26	0-5	0-4	2-2	1-2-3	2	5	1	0	0	2
Omaha	12/29/20		25	3-11	1-5	0-0	0-3-3	2	2	0	1	1	7
TCU	01/02/21		21	1-4	0-2	0-0	0-3-3	0	1	0	0	0	2
at Texas Tech	01/05/21		20	1-3	0-1	2-2	0-3-3	3	1	1	0	0	4
Oklahoma State	01/09/21	*	40	4-9	1-3	0-0	2-2-4	1	2	1	0	2	9
at Texas	01/16/21	*	31	4-9	2-2	2-2	1-5-6	1	3	3	0	0	12
at Oklahoma	01/19/21	*	26	1-6	0-1	0-0	1-2-3	1	2	0	0	0	2
West Virginia	01/23/21	*	23	2-5	0-2	0-0	1-4-5	2	0	5	0	1	4
at Baylor	01/27/21		8	0-0	0-0	1-1	0-1-1	4	1	2	0	0	1
Texas A&M	01/30/21		14	1-6	0-5	0-0	0-3-3	0	1	0	0	0	2
at Kansas	02/02/21		14	2-4	0-1	0-0	0-3-3	0	2	0	0	0	4
Texas Tech	02/06/21		9	1-2	0-1	0-1	0-0-0	0	0	0	0	0	2
Texas	02/09/21		17	2-4	1-1	0-0	0-1-1	0	1	1	0	0	5
at Oklahoma State	02/13/21		9	1-3	0-1	0-0	0-3-3	2	1	1	1	2	2
Kansas	02/17/21		5	0-1	0-0	0-0	1-1-2	0	0	1	0	0	0
at TCU	02/20/21						DNP						
Oklahoma	02/23/21						DNP						
at West Virginia	02/27/21		14	1-3	1-2	2-2	1-2-3	2	1	1	0	1	5
Iowa State	03/06/21		7	1-5	0-2	0-0	0-0-0	0	0	0	0	0	2
vs. TCU	03/10/21		17	2-2	0-0	0-1	0-1-1	0	0	2	0	0	4
vs. Baylor	03/11/21		22	2-5	1-1	0-0	2-4-6	2	0	1	0	2	5

2021-22 (Coastal Carolina)

Opponent	Date	GS	MP	FG	3FG	FT	REB	PF	A	TO	B	S	PTS
Ferrum	11/09/21	*	27	5-10	1-3	3-4	1-0-1	1	3	1	0	4	14
at UNC-Wilmington	11/18/21	*	32	4-11	0-2	2-2	1-4-5	4	4	2	1	0	10
vs. Valparaiso	11/23/21	*	27	4-8	1-3	1-2	1-2-3	1	2	0	0	2	10
vs. Toledo	11/24/21	*	36	7-11	5-8	1-2	0-4-4	2	4	1	0	1	20
South Carolina	12/01/21	*	33	6-8	1-1	6-8	1-2-3	1	6	2	0	2	19
Winthrop	12/04/21	*	36	11-15	4-4	4-6	3-7-10	2	2	3	0	1	30
Mercer	12/06/21	*	34	3-12	0-2	0-0	2-3-5	3	4	0	0	0	6
Wofford	12/12/21	*	31	4-9	1-3	0-1	0-3-3	2	2	5	0	0	9
Methodist	12/15/21	*	23	3-5	0-1	1-1	0-4-4	0	7	0	0	2	7
Regent	12/16/21	*	22	4-7	0-1	0-0	2-6-8	0	9	1	0	1	8
at Middle Tennessee	12/19/21	*	30	10-17	4-6	2-2	2-3-5	2	2	1	1	1	26
Louisiana-Monroe	12/30/21	*	23	6-8	2-3	3-3	1-4-5	0	2	1	0	0	17
Louisiana	01/01/22		22	1-6	0-1	5-							



# GIDEON GEORGE

SENIOR • FORWARD  
6-6 • 210  
MINNA, NIGERIA  
NEW MEXICO JUNIOR COLLEGE

## #5

### HISTORY OF #5

Agustin Ambrosino	2012-13
Lance Archibald	1991-92, 94-95, 98-99
Jordan Cameron	2006-07
Kyle Collinsworth	2010-11, 13-16
DeRay Fullmer	1946-50
Harold Montgomery	1950-51
Cory Reader	1993-95
Joshua Reisman	2004-05
Archie Rose	2007-09
L.J. Rose	2016-17
Jake Shoff	2001-04
Jake Toolson	2014-16, 19-20

### SENIOR (2021-22)

- Played in 33 games including 18 starts
- Scored a career-high 27 points against Northern Iowa in second round of NIT
- Fourth-most points in a NIT game in program history
- Recorded a career-high 16 rebounds in win over Texas Southern
- Hit a career-high five 3-pointers against Westminster and UNI
- Helped collect over 6,0000 shoes for Sneakers for Africa Shoe Drive when Cougars hosted San Diego State on Nov. 12

### JUNIOR (2020-21)

- Played in 27 games including nine starts
- Scored in double figures seven times including 19-point, 13 rebound double-double against Portland
- Ranked third on team in offensive rebounds

### BEFORE BYU

- Began collegiately career at New Mexico Junior College
- Named to the 2019-20 NJCAA Region V All-Region Team and the All-Western Junior College Athletic Conference Team
- As a sophomore in 2019-20 averaged 14.5 points, 8.0 rebounds, 1.3 assists and 1.5 steals
- As a freshman in 2018-19 averaged 10.9 points, 8.2 rebounds, 1.7 blocks and 1.1 steals while shooting 59.9 percent from the field
- Named to the 2018-19 NJCAA All-Region V Team and the All-Western Junior College Athletic Conference Team
- Was named the WJCAC Freshman of the Year in 2018-19

### CAREER HIGHS

Points	27 (2x) last vs. Northern Iowa - 03/19/22
1st Half Points*	18 vs. Northern Iowa - 03/19/22
2nd Half Points*	11 vs. St. John's - 12/02/20
Offensive Rebounds	9 (2x) last vs. Tohono O'odham - 11/10/18
Defensive Rebounds	12 vs. Texas Southern - 11/24/21
Rebounds	18 vs. Frank Phillips - 01/20/20
Assists	4 (2x) last at Weber State - 12/18/21
Steals	4 (2x) last at Northern Okla.-Enid - 11/14/20
Blocks	5 at NW Kansas Technical - 11/22/20
Field Goals Made	12 vs. Midland College - 02/27/20
Field Goal Attempts	21 at NW Kansas Technical - 11/22/20
3-Point Field Goals Made	5 (2x) last vs. Northern Iowa - 03/19/22
3-Point Field Goal Attempts	9 vs. Northern Iowa - 03/19/22
Free Throws Made	7 vs. Clarendon College - 01/17/19
Free Throw Attempts	14 at Odessa College - 02/25/19
Minutes Played	37 vs. Clarendon College - 03/06/20

### MISCELLANEOUS\*

	21-22	Career
Double-Figure Points	12 (9-3)	20 (
Double-Figure Reb	2 (1-1)	4 (3-1)
Double-Doubles	1 (1-0)	3 (3-0)
3-plus 3-Point FG	2 (2-0)	3 (3-0)
5-plus 3-Point FG	2 (2-0)	2 (2-0)
3-plus Assists	3 (2-1)	4 (3-1)
3-plus Blocks	-	1 (1-0)

\* Division I Career Only

### CAREER STATISTICS

YEAR	GP-GS	MPG	FG-FGA	PCT	3FG-A	PCT	FT-FTA	PCT	OFF-DEF-REB	AVG	PF-D	A	AVG	TO	BLK	AVG	STL	AVG	PTS	AVG
2018-19*	31-20	18.5	136-227	.599	2-22	.091	63-112	.563	90-165-255	8.2	74-2	22	0.7	44	54	1.7	35	1.1	337	10.9
2019-20*	26-24	22.7	150-295	.508	13-36	.361	64-92	.696	78-131-209	8.0	56-2	34	1.3	45	17	0.7	38	1.5	377	14.5
2020-21	27-9	13.8	55-135	.407	14-44	.318	21-31	.677	31-64-95	3.5	46-0	10	0.4	26	6	0.2	8	0.3	145	5.4
2021-22	33-18	22.2	103-236	.436	44-126	.349	41-60	.683	33-131-164	5.0	67-1	41	1.2	42	7	0.2	16	0.5	291	8.8
TOTAL#	60-27	18.4	158-371	.426	58-170	.341	62-91	.681	64-195-259	4.3	113-1	51	0.9	68	13	0.2	24	0.4	436	7.3
TOTAL ^	117-71	19.4	444-893	.497	73-228	.320	189-295	.641	232-491-723	6.2	243-5	107	0.9	157	84	0.7	97	0.8	1150	9.8

\* New Mexico Junior College #BYU Only ^ BYU and New Mexico Junior College

### WCC CAREER STATISTICS

YEAR	GP-GS	MPG	FG-FGA	PCT	3FG-A	PCT	FT-FTA	PCT	OFF-DEF-REB	AVG	PF-D	A	AVG	TO	BLK	AVG	STL	AVG	PTS	AVG
2020-21	13-6	15.7	37-80	.463	11-28	.393	11-17	.647	13-34-47	3.6	24-0	5	0.4	16	3	0.2	3	0.2	96	7.4
2021-22	15-7	22.5	47-108	.435	22-63	.349	17-23	.739	6-59-65	4.3	36-1	16	1.1	17	2	0.1	8	0.5	133	8.9
TOTAL	28-13	19.3	84-188	.447	33-91	.362	28-40	.700	19-93-112	4.0	60-1	21	0.8	33	5	0.2	11	0.4	229	8.2



2018-19 (New Mexico Junior College)

2019-20 (New Mexico Junior College)

Opponent	Date	GS	MP	FG	3FG	FT	REB	PF	A	TO	B	S	PTS
Trinidad State Junior College	11/01/18*	15	2-3	0-0	0-1	0-1-1	5	2	1	0	1	0	4
Southwestern JV	11/02/18	*	15	1-3	0-1	2-5	2-5-7	1	0	1	1	0	4
N.M. Military Institute	11/03/18	*	16	1-1	0-0	0-0	1-4-5	2	1	1	0	0	2
at Phoenix College	11/08/18	N/A	1-7	0-0	0-1	8-0-8	0	0	0	0	0	0	2
vs. South Mountain CC	11/09/18	N/A	7-10	0-0	0-0	9-5-14	0	1	0	4	1	14	
vs. Tohono O'odham CC	11/10/18	N/A	8-10	0-0	5-7	9-7-16	0	1	0	3	2	21	
vs. Central Arizona College	11/12/18	N/A	7-9	0-0	2-4	3-3-6	0	0	2	1	1	16	
vs. Hill College	11/23/18	N/A	4-7	0-1	4-6	0-4-4	0	0	0	2	3	12	
at Garden City CC	11/24/18	21	4-6	0-0	5-8	3-9-12	4	2	2	2	1	13	
Howard College	11/28/18	18	1-1	0-0	0-0	0-0-0	1	0	0	1	0	2	
at N.M. Military Institute	12/01/18	N/A	9-12	0-0	1-3	2-9-11	4	3	2	4	2	19	
vs. Macomb CC	12/28/18	N/A	4-6	0-0	0-0	6-5-11	0	2	2	3	2	8	
vs. Scale Prep	12/29/18	*	N/A	4-5	0-1	0-0	3-5-8	0	2	0	2	3	8
at Prima CC	12/30/18	*	29	6-8	0-0	0-1	3-10-13	4	0	2	4	0	12
Snow College	01/03/19	*	23	2-4	0-1	0-0	1-6-7	2	0	0	3	1	4
Sunrise Christian	01/04/19	15	4-9	0-2	0-2	1-3-4	2	0	0	2	1	8	
at Western Texas College	01/10/19	18	3-6	0-1	1-4	3-5-8	3	0	0	1	0	7	
at South Plains College	01/14/19	*	25	5-6	0-0	0-0	1-8-9	3	0	3	0	0	10
Clarendon College	01/17/19	*	18	1-5	0-1	7-10	2-5-7	3	0	1	1	0	9
at Frank Phillips College	01/21/19	*	34	6-9	0-3	1-2	1-5-6	4	3	2	0	2	13
Odessa College	01/24/19	*	35	3-7	0-1	0-1	2-5-7	1	0	4	2	1	6
Midland College	01/28/19	*	23	3-6	1-2	3-3	1-5-6	3	0	1	0	2	10
at Howard College	01/31/19	*	30	6-11	0-1	3-8	6-5-11	5	0	1	4	2	15
N.M. Military Institute	02/04/19	*	30	5-6	0-0	5-6	5-10-15	3	2	3	2	1	15
Western Texas College	02/11/19	*	16	2-5	0-0	2-3	0-3-3	4	0	0	0	1	6
South Plains College	02/14/19	*	33	5-8	0-1	6-6	4-9-13	2	2	6	2	1	16
at Clarendon College	02/18/19	*	33	8-11	0-1	5-6	3-3-6	4	0	1	0	3	21
Frank Phillips College	02/21/19	*	29	9-13	1-2	1-3	1-8-9	4	0	1	4	1	20
at Odessa College	02/25/19	*	31	4-13	0-2	5-14	5-11-16	4	0	3	2	1	13
at Midland College	02/28/19	*	28	4-7	0-1	4-6	1-5-6	3	0	1	1	1	12
vs. Collin County CC	03/07/19	*	30	7-13	0-0	1-2	4-2-6	3	1	4	2	1	15

Opponent	Date	GS	MP	FG	3FG	FT	REB	PF	A	TO	B	S	PTS
at McCook CC	11/01/19	*	21	2-10	0-2	0-0	4-0-4	3	0	1	1	2	4
Phoenix College	11/02/19	*	30	9-11	0-0	0-0	7-7-14	3	1	1	1	1	18
N.Oklahoma-Enid	11/03/19	*	32	9-13	0-0	4-4	6-5-11	2	1	1	0	4	22
at N. Oklahoma-Enid	11/14/19	*	N/A	3-10	0-1	4-6	7-6-13	0	1	1	1	4	10
vs. N. Oklahoma-Tonkawa	11/15/19	*	N/A	5-9	0-0	5-6	3-8-11	0	1	3	3	0	15
at NW Kansas Tech	11/22/19	*	N/A	11-21	1-5	1-1	5-9-14	0	2	2	5	0	24
vs. Colby CC	11/23/19	*	N/A	4-11	0-1	2-2	1-4-5	0	0	0	0	0	10
vs. Southwestern Christian	11/28/19	*	N/A	5-6	0-1	4-4	4-7-11	0	2	0	0	0	14
at Angelina College	11/29/19	*	18	5-12	1-2	1-2	2-4-6	5	2	2	0	3	12
vs. Navarro College	11/30/19	*	N/A	7-10	2-3	3-4	2-4-6	0	1	6	0	2	19
at Western Texas College	12/04/19	*	31	9-14	0-0	2-4	5-6-11	4	2	2	0	1	20
Odessa College	12/07/19	*	33	8-14	0-0	2-5	5-7-12	5	1	1	2	0	18
vs. Mesa CC	12/27/19												DNP
vs. Salt Lake CC	12/28/19												DNP
vs. Seward County CC	12/29/19												DNP
at Central Arizona College	12/31/19												DNP
at N.M. Military Institute	01/06/20												DNP
Howard College	01/09/20												DNP
at South Plains College	01/13/20		16	0-3	0-0	0-0	0-2-2	2	2	2	0	0	0
Clarendon College	01/16/20		27	3-5	0-0	2-2	2-6-8	3	0	2	2	0	8
Frank Phillips College	01/20/20	*	21	7-13	0-0	3-5	8-10-18	2	2	1	1	1	17
at Midland College	01/27/20	*	33	9-14	1-2	5-5	1-5-6	2	0	2	0	1	24
Western Texas College	01/30/20	*	36	6-13	1-2	2-3	1-5-6	4	2	3	0	1	15
at Odessa College	02/03/20	*	32	4-14	2-2	2-4	2-3-5	0	2	0	0	3	12
N.M. Military Institute	02/06/20	*	20	4-8	0-1	2-2	0-3-3	2	3	2	0	3	10
at Howard College	02/10/20	*	33	3-9	1-2	5-8	1-3-4	4	1	2	0	1	12
South Plains College	02/13/20	*	30	6-13	1-2	1-3	1-6-7	5	1	3	1	1	14
at Clarendon College	02/17/20	*	32	4-13	1-5	4-7	0-3-3	3	0	0	0	3	13
at Frank Phillips College	02/20/20	*	36	6-9	0-0	5-6	3-2-5	2	1	4	0	1	17
Midland College	02/27/20	*	35	12-18	1-2	2-3	3-8-11	0	0	2	0	2	27
vs. McLennan CC	03/04/20	*	37	4-9	1-1	2-4	1-5-6	2	3	0	0	2	11
vs. Clarendon College	03/06/20	*	32	5-13	0-2	1-2	4-3-7	3	3	2	0	2	11

2020-21

2021-22

Opponent	Date	GS	MP	FG	3FG	FT	REB	PF	A	TO	B	S	PTS
Westminster	11/25/20	13	2-3	2-3	0-1	2-0-2	1	0	0	0	0	0	6
New Orleans	11/26/20	11	1-4	0-1	0-0	1-2-3	3	0	2	0	0	0	2
Utah Valley	11/28/20	15	1-3	0-1	0-0	0-1-1	2	1	1	3	0	2	
vs. USC	12/01/20	22	4-8	0-1	3-3	3-3-6	2	1	1	0	0	11	
vs. St. John's	12/02/20	22	4-12	0-2	5-6	4-11-15	2	0	1	0	1	13	
at Utah State	12/05/20	13	0-5	0-1	0-0	0-5-5	3	0	1	0	0	0	
Boise State	12/09/20	3	0-0	0-0	0-0	0-0-0	0	0	0	0	1	0	
Utah	12/12/20	2	0-1	0-0	0-0	0-0-0	1	0	0	0	0	0	
at San Diego State	12/18/20	2	0-0	0-0	0-0	0-0-0	1	0	0	0	0	0	
Texas Southern	12/21/20	8	1-2	0-0	0-0	1-0-1	1	1	0	0	0	2	
Weber State	12/23/20	2	0-1	0-1	0-0	0-0-0	2	0	0	0	0	0	
at Gonzaga	01/07/21	20	5-10	0-1	1-1	3-2-5	2	0	2	1	0	11	
at Saint Mary's	01/14/21	14	3-6	0-1	2-2	1-0-1	0	0	2	0	0	8	
at San Francisco	01/16/21	14	4-10	1-2	1-2	1-2-3	0	0	1	2	0	10	
Portland	01/21/21	9	1-2	1-2	0-0	0-0-0	1	1	1	0	0	3	
Pepperdine	01/23/21	16	2-7	1-3	2-4	1-4-5	0	0	1	0	0	7	
at Pepperdine	01/27/21	3	0-1	0-0	0-0	0-0-0	0	0	1	0	0	0	
Pacific	01/30/21	15	3-8	1-5	0-0	0-3-3	3	1	1	0	1	7	
at Portland	02/04/21	*	21	8-12	1-3	2-2	3-10-13	2	3	0	0	2	19
Gonzaga	02/08/21	*	20	2-3	1-1	0-0	0-2-2	3	0	2	0	0	5
at Pacific	02/18/21	*	10	1-3	0-1	0-0	1-0-1	3	0	1	0	0	2
at Loyola Marymount	02/20/21	*	12	0-1	0-1	2-2	0-4-4	4	0	0	0	0	2
San Francisco	02/25/21	*	26	4-8	2-4	1-3	2-4-6	3	0	2	0	0	11
Saint Mary's	02/27/21	*	22	4-9	3-4	1-3	1-3-4	3	0	2	0	0	11
vs. Pepperdine	03/08/21	*	19	1-5	0-1	0-0	2-6-8	1	1	4	0	3	2
vs. Gonzaga	03/09/21	*	24	4-9	1-4	2-2	4-1-5	2	1	0	0	0	11
vs. UCLA	03/20/20	*	13	0-2	0-1	0-2	1-1-2	1	0	0	0	0	0

Opponent	Date	GS	MP	FG	3FG	FT	REB	PF	A	TO	B	S	PTS
Cleveland State	11/09/21	*	21	1-5	0-2	1-2	2-5-7	3	2	1	1	0	3
San Diego State	11/12/21	*	18	1-3	0-1	2-4	1-2-3	1	1	1	2	0	4
vs. Oregon	11/16/21	*	23	1-4	0-1	0-0	0-4-4	2	2	2	0	1	2
Central Methodist	11/20/21	*	24	4-7	1-2	2-2	3-4-7	2	1	1	0	1	11
Texas Southern	11/24/21	*	24	3-13	1-8	3-3							



# NOAH WATERMAN

JUNIOR • FORWARD

6-11 • 210

SAVANNAH, NEW YORK

DETROIT MERCY

#0

**HISTORY OF #0**

Brandon Davies	2009-13
Hunter Erickson	2020-22
Jahshire Hardnett	2017-19
Eric Mika (00)	2013-14
Jay Thompson	1993-96
Kevin Woodberry	2002-04

**BEFORE BYU**

- Fourth-year sophomore after spending the past two seasons at Detroit Mercy under head coach Mike Davis
- Two-time Detroit Mercy Athletic Director's Honor Roll
- Horizon League Fall Academic Honor Roll (2021)
- Appeared in 21 games including 17 starts in 2021-22
- Averaged 8.0 points per game, shooting 42.9 percent from the field, 37.5 percent from 3-point range and 75.0 percent from the free throw line
- Scored in double figures nine times
- Played in 15 games with 12 starts as a redshirt freshman in 2020-21
- Shot 52.8 percent from 3-point range as the Titans ranked fifth in NCAA Division I from behind the arc
- Ranked third on the team in scoring at 11.9 points per game
- Ranked fourth on team in rebounds with 4.5 boards per game
- Scored in double figures in eight games including a career-high 22 points against Robert Morris
- Spent true freshman season at Niagara
- Played in seven games before suffering a season-ending injury
- Averaged 7.0 points and 3.3 rebounds per game
- Prepped at Finger Lakes Christian School in Seneca Falls, N.Y.
- MVP of Empire State Christian Athletic League as a junior and senior
- Averaged 33.9 points, 12.6 rebounds, 5.3 assists and 3.9 blocks per game as a senior

**CAREER HIGHS**

Points	22 vs. Robert Morris - 02/20/21
Offensive Rebounds	3 (4x) last at Oakland - 02/13/22
Defensive Rebounds	8 at Oakland - 01/23/21
Rebounds	8 (2x) last vs. Fort Wayne - 02/26/22
Assists	3 (2x) last at Oakland - 01/22/21
Steals	2 (7x) last vs. Wright State - 02/20/22
Blocks	3 vs. Cleveland State - 02/24/22
Field Goals Made	8 vs. Robert Morris - 02/20/21
Field Goal Attempts	13 at Oakland - 02/13/22
3-Point Field Goals Made	5 (3x) last at Northern Kentucky - 03/02/21
3-Point Field Goal Attempts	9 at Oakland - 02/13/22
Free Throws Made	4 (2x) last at Oakland - 01/22/21
Free Throw Attempts	6 at Stephen F. Austin - 11/13/19
Minutes Played	38 (2x) vs. Fort Wayne - 01/26/22

**MISCELLANEOUS**

	<b>21-22</b>	<b>Career</b>
Double-Figure Points	9 (4-5)	20 (11-9)
20-plus Points	—	1 (1-0)
3-plus 3-point FG	—	14 (10-4)
5-plus 3-point FG	—	3 (2-1)
5-plus rebounds	—	20 (10-10)
3-plus assists	—	2 (0-2)
3-plus blocks	1 (1-0)	1 (1-0)

**PERSONAL**

- Son of Kim Waterman
- Has eight siblings

**CAREER STATISTICS**

YEAR	GP-GS	MPG	FG-FGA	PCT	3FG-A	PCT	FT-FTA	PCT	OFF-DEF-REB	AVG	PF-D	A	AVG	TO	BLK	AVG	STL	AVG	PTS	AVG
2019-20*	7-5	22.1	17-35	.486	6-14	.429	9-18	.500	4-19-23	3.3	13-0	6	0.9	11	3	0.4	1	0.1	49	7.0
2020-21#	15-12	27.4	61-110	.555	38-72	.528	18-28	.643	17-50-67	4.5	39-1	14	0.9	16	10	0.7	8	0.5	178	11.9
2021-22#	21-17	25.3	57-133	.429	39-96	.375	18-24	.750	22-63-85	4.0	41-1	10	0.5	18	14	0.7	16	0.8	168	8.0
<b>TOTAL+</b>	<b>43-34</b>	<b>25.5</b>	<b>135-278</b>	<b>.486</b>	<b>83-182</b>	<b>.456</b>	<b>45-70</b>	<b>.643</b>	<b>43-132-175</b>	<b>4.1</b>	<b>93-2</b>	<b>30</b>	<b>0.7</b>	<b>45</b>	<b>27</b>	<b>0.6</b>	<b>25</b>	<b>0.6</b>	<b>395</b>	<b>9.2</b>

\*Niagara #Detroit Mercy +Niagara and Detroit Mercy



2019-20 (Niagara)

Opponent	Date	GS	MP	FG	3FG	FT	REB	PF	A	TO	B	S	PTS
at Drexel	11/08/19		10	1-2	0-0	0-0	1-1-2	4	1	3	0	0	2
at Rutgers	11/10/19		26	2-4	2-4	0-0	0-3-3	0	1	3	0	0	6
at Stephen F. Austin	11/13/19	*	35	5-9	1-2	4-6	0-3-3	1	2	2	1	0	15
Bryant	11/18/19	*	26	1-4	0-2	1-2	0-1-1	3	0	0	0	0	3
at Fort Wayne	11/27/19	*	23	4-6	1-2	1-2	1-4-5	2	1	3	0	0	10
at Norfolk State	12/01/19	*	27	3-7	2-4	2-6	1-6-7	3	1	0	2	0	10
Colgate	12/08/19	*	8	1-3	0-0	1-2	1-1-2	0	0	0	0	1	3
at Albany	12/14/19												DNP
at St. Bonaventure	12/18/19												DNP
at Buffalo	12/21/19												DNP
at Syracuse	12/28/19												DNP
Fairfield	01/03/20												DNP
Manhattan	01/05/20												DNP
at Quinnipiac	01/10/20												DNP
at Iona	01/12/20												DNP
Rider	01/17/20												DNP
Siena	01/19/20												DNP
at Monmouth	01/24/20												DNP
at Saint Peter's	01/26/20												DNP
Marist	01/31/20												DNP
Quinnipiac	02/02/20												DNP
at Manhattan	02/07/20												DNP
at Rider	02/09/20												DNP
Canisius	02/12/20												DNP
Monmouth	02/16/20												DNP
at Fairfield	02/21/20												DNP
at Marist	02/23/20												DNP
Saint Peter's	02/27/20												DNP
Iona	02/29/20												DNP
at Siena	03/04/20												DNP
at Canisius	03/06/20												DNP
vs. Marist	03/10/20												DNP

2020-21 (Detroit Mercy)

Opponent	Date	GS	MP	FG	3FG	FT	REB	PF	A	TO	B	S	PTS
at Michigan State	12/04/20												DNP
at Notre Dame	12/06/20												DNP
Kent State	12/08/20												DNP
at Western Michigan	12/12/20												DNP
Wright State	12/19/20												DNP
Wright State	12/20/20												DNP
Oakland	12/26/20	*	23	3-8	1-2	1-2	1-2-3	3	1	0	0	0	8
Oakland	12/27/20	*	28	7-12	3-6	2-3	3-0-3	1	3	2	0	2	19
Green Bay	01/15/21		27	5-8	4-7	1-1	0-1-1	1	1	0	0	2	15
Green Bay	01/16/21	*	26	1-4	1-2	0-0	2-4-6	2	0	0	1	0	3
at Oakland	01/22/21	*	16	1-6	0-1	4-4	3-4-7	5	3	3	0	0	6
at Oakland	01/23/21	*	33	7-11	4-8	1-1	0-8-8	4	1	4	2	0	18
at Youngstown State	01/29/21	*	24	4-5	2-3	0-0	2-2-4	1	0	1	0	0	10
at Youngstown State	01/30/21												DNP
Fort Wayne	02/05/21		12	1-3	1-3	0-0	0-2-2	0	0	0	0	1	3
Fort Wayne	02/06/21		21	2-5	1-4	1-2	1-1-2	4	1	0	1	0	6
at Cleveland State	02/12/21	*	34	5-7	5-7	2-5	0-5-5	3	0	2	2	0	17
at Cleveland State	02/13/21	*	38	2-7	2-6	1-2	2-5-7	4	0	0	1	1	7
Robert Morris	02/19/21	*	36	6-10	4-7	3-4	0-5-5	1	1	1	0	0	19
Robert Morris	02/20/21	*	28	8-11	5-8	1-1	1-5-6	4	0	1	2	0	22
Robert Morris	02/25/21	*	28	2-4	0-1	2-2	0-3-3	4	2	2	1	2	6
at Northern Kentucky	03/02/21	*	37	7-9	5-7	0-1	2-3-5	2	1	0	0	0	19

2021-22 (Detroit Mercy)

Opponent	Date	GS	MP	FG	3FG	FT	REB	PF	A	TO	B	S	PTS
at Wyoming	11/10/21	*	12	0-2	0-2	0-0	0-1-1	0	0	0	0	0	0
at Toledo	11/13/21												DNP
at Mississippi State	11/17/21												DNP
at Louisville	11/20/21												DNP
at Hofstra	11/27/21												DNP
at Northeastern	11/30/21	*	11	0-2	0-2	0-0	1-1-2	0	0	1	0	0	0
at IUPUI	12/02/21	*	22	3-7	2-5	0-0	1-4-5	1	0	0	0	1	8
at UIC	12/05/21	*	21	2-6	0-2	0-0	0-4-4	0	0	1	0	1	4
at Kent State	12/09/21	*	23	0-3	0-2	0-0	2-1-3	1	0	1	0	0	0
Western Michigan	12/11/21		7	1-5	1-5	0-0	0-1-1	2	0	1	0	0	3
Central Michigan	12/19/21		13	2-5	2-4	0-0	0-2-2	1	0	1	0	2	6
Milwaukee	01/07/22	*	31	4-7	4-7	0-0	1-3-4	2	0	2	0	2	12
at Fort Wayne	01/13/22		32	4-8	1-5	3-3	2-3-5	2	1	1	2	0	12
at Cleveland State	01/15/22	*	26	2-5	0-3	0-0	0-4-4	4	0	1	1	0	4
at Green Bay	01/20/22	*	34	4-5	2-3	0-0	1-6-7	3	1	1	2	0	10
at Milwaukee	01/22/22	*	31	1-5	1-4	3-4	0-5-5	3	0	1	1	1	6
UIC	01/27/22												DNP
Michigan-Dearborn	01/31/22												DNP
at Wright State	02/04/22												DNP
at Northern Kentucky	02/05/22												DNP
at Robert Morris	02/09/22		18	3-5	3-4	2-2	1-2-3	3	1	3	0	1	11
at Youngstown State	02/11/22	*	35	2-8	2-6	2-2	3-2-5	2	1	0	1	1	8
at Oakland	02/13/22	*	37	5-13	4-9	2-3	3-3-6	3	1	1	0	2	16
Northern Kentucky	02/18/22	*	37	7-11	4-7	0-0	1-4-5	1	2	1	1	1	18
Wright State	02/20/22	*	27	3-7	3-6	3-4	1-4-5	3	0	0	0	2	12
Cleveland State	02/24/22	*	31	6-11	3-7	0-0	0-4-4	1	2	0	3	1	15
Fort Wayne	02/26/22	*	38	5-10	3-8	0-2	2-6-8	5	1	2	1	0	13
Green Bay	03/01/22	*	27	2-5	1-3	2-2	1-0-1	2	0	0	1	0	7
at Northern Kentucky	03/03/22	*	18	1-3	0-2	1-2	2-3-5	2	0	0	1	1	3
at Florida Gulf Coast	03/16/22												DNP





# TREDYN CHRISTENSEN

JUNIOR • FORWARD  
6-7 • 235  
EAGLE MOUNTAIN, UTAH  
CHAMINADE

## #10

### HISTORY OF #10

Cooper Ainge	2012-13
Ryan Andrus	2014-15
Jordan Archibald	1998-01
Steven Beo	2016-17
Les Cannon	1938-40
Sherman Crump	1951-54
Nate Hansen	2021-22
Russell Hillman	1948-51
Bryan Hofheins	1994-96
Vuk Ivanovic	2005-08
LaVar Kump	1935-38
Michael Lloyd Jr.	2007-10
Terry Nashif	2001-05
Marty Perry	1982-85
Brent Wade	1985-87
Jesse Wade	2018-21

### BEFORE BYU

- Spent sophomore season at Chaminade in Honolulu, Hawaii, appearing in 26 games including 12 starts
- Averaged 5.6 points, 4.2 rebounds and 2.3 assists per game
- Scored in double figures four times including a pair of 12 point performances against Biola and Hawaii Pacific
- Pulled down a season-high 10 rebounds at Point Loma
- Spent two seasons at Snow College in Ephraim
- Appeared in 53 games including 34 starts
- 2020 NJCAA All-Academic Third Team honors
- Started 22 games in 2020-21, averaging 11.3 points, 5.9 rebounds and 3.2 assists per game
- Scored a career-high 19 points in win over Casper College
- Recorded double-doubles against Southern Nevada and USU Eastern
- Averaged 9.2 points, 4.3 rebounds and 2.5 assists per game as a true freshman
- Prepped at Westlake High School in Saratoga Springs
- Earned First Team All-State accolades a senior

### PERSONAL

- Parents are Mandy and Martin Christensen
- Has two younger siblings
- Married to Aliyah Christensen
- Father-in-law, Jamal Willis, played running back for the Cougars from 1991-94.
- Avid collector of sneakers

### CAREER HIGHS

Points	19 vs. Casper College - 02/05/21
Offensive Rebounds	6 (2x) last at Southern Idaho - 02/08/20
Defensive Rebounds	8 (2x) last vs. USU Eastern - 03/04/21
Rebounds	11 (3x) last at Southern Nevada - 03/16/21
Assists	9 vs. Casper - 02/05/21
Steals	4 (3x) last at Southern Nevada - 03/17/21
Blocks	2 (3x) last at Point Loma - 01/29/22
Field Goals Made	8 (3x) last vs. Salt Lake - 03/20/21
Field Goal Attempts	13 (3x) last vs. Southern Idaho - 03/13/21
3-Point Field Goals Made	2 at USU Eastern - 02/11/21
3-Point Field Goal Attempts	3 (2x) last vs. Colorado Northwestern - 04/08/21
Free Throws Made	4 (5x) last vs. Oregon - 11/21/21
Free Throw Attempts	10 at Southern Nevada - 03/16/21
Minutes Played	36 (2x) last vs. Colorado Northwestern - 03/06/21

### MISCELLANEOUS

	21-22	Career
Double-Figure Points	4 (0-4)	31 (19-12)
Double-Figure Reb	1 (0-1)	5 (3-2)
Double-Doubles	-	4 (3-1)
3-plus Steals	1 (0-1)	12 (10-2)
3-plus Assists	11 (3-8)	38 (23-15)
5-plus Assists	2 (1-1)	11 (7-4)
5-plus Offensive Rebounds	-	4 (2-2)

### CAREER STATISTICS

YEAR	GP-GS	MPG	FG-FGA	PCT	3FG-A	PCT	FT-FTA	PCT	OFF-DEF-REB	AVG	PF-D	A	AVG	TO	BLK	AVG	STL	AVG	PTS	AVG
2019-20*	31-12	22.3	121-203	.596	1-14	.071	41-81	.506	60-74-134	4.3	58-2	77	2.5	46	10	0.3	28	0.9	284	9.2
2020-21*	22-22	27.7	105-178	.590	8-28	.286	29-68	.426	41-84-125	5.7	41-0	75	3.4	48	9	0.4	38	1.7	247	11.2
2021-22#	26-12	22.5	64-133	.481	4-18	.222	13-25	.520	44-66-110	4.2	42-0	60	2.3	54	9	0.3	22	0.8	145	5.6
TOTAL^	79-36	XXX	290-514	.564	13-60	.217	83-174	.477	145-224-369	4.7	141-2	212	2.7	148	28	0.4	88	1.1	676	8.6

\* Snow College #Chaminade ^ Snow College and Chaminade





2019-20 (SNOW COLLEGE)

Opponent	Date	GS	MP	FG	3FG	FT	REB	PF	A	TO	B	S	PTS
vs. Kilgore	11/01/19		27	2-4	0-0	1-7	2-24	1	2	2	0	1	5
vs. Ranger	11/02/19		9	2-3	0-0	0-0	1-0-1	0	2	0	0	0	4
vs. Western Wyoming	11/08/19		19	1-4	0-1	0-0	0-1-1	1	3	1	0	0	2
at Central Wyoming	11/09/19		20	7-9	0-0	1-3	4-5-9	3	1	1	0	1	15
Eastern Florida State	11/14/19	*	11	2-4	0-1	0-2	0-0-0	0	0	2	0	1	4
Lamar	11/15/19		11	4-4	0-0	0-0	0-3-3	0	1	1	1	0	8
Central Wyoming	11/16/19						DNP						
at Florida SW State	11/22/19		20	4-6	0-0	1-2	2-2-4	2	1	2	0	0	9
vs. CoF, Manatee-Sarasota	11/23/19		19	2-3	0-0	0-0	1-0-1	0	3	0	0	1	4
vs. Western Wyoming	11/29/19		20	4-7	0-0	0-1	2-3-5	3	2	0	1	0	8
vs. Northeastern	11/30/19		20	1-3	0-1	1-4	1-2-3	1	0	0	1	0	3
vs. Northeastern	12/05/19		14	3-4	0-0	0-0	1-0-1	0	1	0	0	0	6
vs. Central Florida	12/06/19		5	0-2	0-0	0-0	0-1-1	0	1	1	1	0	0
vs. North Idaho	12/07/19		17	2-6	0-1	0-0	3-0-3	4	0	0	0	0	4
Green River	12/13/19		21	5-5	0-0	2-3	1-3-4	1	5	1	1	0	12
Rexburg United	12/14/19		15	8-8	0-0	2-3	1-4-5	0	3	0	0	1	18
at Scottsdale	12/27/19		25	3-6	0-0	1-2	5-3-8	0	2	3	1	1	7
at Chandler-Gilbert	12/28/19		18	2-5	0-0	0-0	1-1-2	2	2	1	1	2	4
USU Eastern	01/09/20		23	2-4	0-0	3-6	2-1-3	0	4	4	0	1	7
Salt Lake	01/11/20		35	8-12	0-1	1-4	6-5-11	4	4	2	0	1	17
at Colorado Northwestern	01/16/20	*	21	7-10	0-0	3-3	4-7-11	3	2	4	0	3	17
at Southern Idaho	01/18/20	*	26	2-6	0-0	4-4	1-3-4	3	3	6	1	1	8
at Salt Lake	01/23/20	*	26	4-7	0-1	2-3	1-5-6	0	1	3	0	1	10
Southern Idaho	01/25/20	*	33	7-10	0-0	4-6	4-5-9	4	4	3	0	2	18
at USU Eastern	01/30/20	*	35	5-7	0-1	2-2	3-0-3	1	3	1	0	0	12
Colorado Northwestern	02/06/20						DNP						
at Southern Idaho	02/08/20	*	36	7-13	0-1	1-2	6-1-7	2	5	1	0	3	15
USU Eastern	02/13/20	*	21	3-7	1-2	2-4	1-3-4	4	6	2	0	3	9
Salt Lake	02/20/20	*	23	7-11	0-0	0-0	3-1-4	5	1	1	1	0	14
at Colorado Northwestern	02/22/20	*	24	4-7	0-2	4-8	1-4-5	4	3	1	0	2	12
at Southern Idaho	02/28/20	*	31	5-8	0-1	4-9	2-3-5	2	4	2	1	2	14
vs. Salt Lake	02/29/20	*	34	6-13	0-0	0-0	1-5-6	5	5	1	0	1	12

2020-21 (SNOW COLLEGE)

Opponent	Date	GS	MP	FG	3FG	FT	REB	PF	A	TO	B	S	PTS
at Arizona Western	01/20/21	*	30	5-7	1-1	0-2	1-3-4	1	2	6	1	0	11
at Cochise	01/22/21	*	28	3-4	0-0	2-4	3-4-7	4	3	3	1	3	8
at Central Arizona	01/23/21	*	25	3-7	0-1	1-1	1-3-4	1	5	1	0	1	7
at Western Wyoming	01/29/21	*	27	5-8	1-2	3-5	1-3-4	4	8	4	1	4	14
vs. Central Wyoming	01/30/21						DNP						
Western Wyoming	02/02/21	*	30	4-10	0-1	0-0	4-5-9	3	1	5	0	3	8
Casper	02/05/21	*	34	8-13	1-3	2-7	5-4-9	1	9	0	1	3	19
Southern Nevada	02/09/21	*	27	3-7	0-1	1-2	0-4-4	0	2	3	0	1	7
at USU Eastern	02/11/21	*	33	4-5	2-2	3-8	0-8-8	2	4	5	0	0	13
at Colorado Northwestern	02/13/21	*	22	5-9	1-1	3-4	2-3-5	0	3	1	0	1	14
Southern Idaho	02/18/21	*	35	1-7	0-2	0-0	1-7-8	1	5	2	0	0	2
Salt Lake							DNP						
at Southern Idaho							DNP						
USU Eastern	03/04/21	*	29	7-8	0-1	2-5	2-8-10	2	3	4	0	3	16
Colorado Northwestern	03/06/21	*	36	6-7	0-0	0-1	0-3-3	2	4	2	0	4	12
at Salt Lake	03/11/21	*	20	5-11	0-2	2-2	0-6-6	3	1	1	0	1	15
Southern Idaho	03/13/21	*	32	7-13	0-1	1-5	3-1-4	3	1	1	0	1	15
at Southern Nevada	03/16/21	*	35	6-8	1-1	3-10	4-7-11	0	4	1	2	2	16
at Southern Nevada	03/17/21	*	29	6-9	0-1	0-0	2-4-6	4	5	1	1	4	12
Salt Lake	03/20/21	*	34	8-12	1-3	0-5	3-5-8	2	1	1	2	1	17
at Colorado Northwestern	03/25/21	*	20	4-5	0-1	0-0	2-1-3	3	2	2	0	0	8
at USU Eastern	03/27/21	*	26	5-8	0-1	0-0	2-0-2	0	4	3	0	3	10
vs. Colorado Northwestern	04/08/21	*	14	4-5	0-1	2-3	1-2-3	1	1	1	0	0	10
vs. Salt Lake	04/09/21	*	24	3-9	0-2	1-1	4-1-5	3	3	0	0	1	7

2021-22 (CHAMINADE)

Opponent	Date	GS	MP	FG	3FG	FT	REB	PF	A	TO	B	S	PTS
Alaska Fairbanks	11/13/21		18	4-5	0-0	0-0	1-1-2	1	2	0	1	0	8
Alaska Anchorage	11/14/21		18	1-6	0-1	0-0	1-4-5	0	1	1	0	0	2
vs. Oregon	11/22/21		21	2-3	0-0	4-6	3-0-3	2	2	5	0	1	8
vs. Notre Dame	11/23/21		23	0-2	0-0	0-0	1-1-2	0	1	0	0	1	0
vs. Butler	11/24/21		23	5-10	0-0	0-0	3-2-5	2	1	3	1	2	10
Lubbock Christian	11/27/21	*	27	4-9	0-2	0-0	3-4-7	3	1	2	0	0	8
Concordia Irvine	12/01/21		24	3-10	0-2	1-2	2-4-6	3	1	3	0	1	7
at Dominican	12/15/21	*	24	1-3	0-1	0-0	2-3-5	4	5	4	1	1	2
at Holy Names	12/16/21		20	2-5	0-0	1-2	1-4-5	3	0	1	1	0	5
at Fresno Pacific	12/17/21		22	3-3	0-0	0-0	4-2-6	0	1	3	1	0	6
at Academy of Art	12/19/21		14	2-2	1-1	0-2	0-1-1	0	4	3	0	0	5
Holy Names	01/04/22	*	20	1-5	1-1	0-0	1-4-5	2	2	3	0	0	3
Biola	01/08/22	*	26	6-7	0-1	0-0	2-3-5	2	3	1	1	2	12
Dominican	01/15/22	*	27	3-5	1-1	2-2	1-2-3	2	6	2	0	2	9
Academy of Art	01/17/22	*	22	1-4	0-0	0-1	2-5-7	1	1	9	0	0	2
Point Loma	01/20/22	*	23	0-2	0-2	0-0	0-5-5	2	4	1	0	0	0
at Biola	01/22/22	*	26	4-8	0-1	2-2	2-1-3	2	3	2	0	2	10
at Azusa Pacific	01/24/22	*	24	1-1	0-0	1-2	2-3-5	3	1	3	0	0	3
at Concordia Irvine	01/27/22		23	2-6	0-0	2-2	1-3-4	0	3	0	0	1	6
at Point Loma	01/29/22	*	33	4-7	1-2	0-0	3-7-10	1	3	3	2	3	9
Azusa Pacific	02/07/22	*	24	4-6	0-0	0-0	2-1-3	2	1	2	0	2	8
Hawaii Hilo	02/09/22		22	1-4	0-1	0-1	1-1-2	2	4	1	0	0	2
Hawaii Pacific	02/11/22		22	6-7	0-0	0-0	1-2-3	1	2	0	1	2	12
Fresno Pacific	02/15/22		24	2-6	0-1	0-2	1-2-3	1	4	2	0	2	4
at Hawaii Hilo	02/25/22		17	1-4	0-0	0-1	3-0-3	0	1	0	0	0	2
at Hawaii Pacific	02/27/22	*	18	1-3	0-1	0-0	1-1-2	3	3	0	0	0	2
vs. Point Loma	03/02/22						DNP						





# SPENCER JOHNSON

JUNIOR • GUARD

6-5 • 195

AMERICAN FORK, UTAH

SALT LAKE COMMUNITY COLLEGE

## #20

### HISTORY OF #20

Daniel Bobik	2000-02
Nick Taggart	96-97, 99-00
Sam Burgess	2004-08
Robbie Yates	1996-98
Nick Sanderson	1991-93
Sam Adams	1990-91
Alan Frampton	1988-92
Averian Parrish	1985-86
Scott Sinek	1981-85
Scott Runia	1976-80
Dave Bailey	1970-72
Gary Radunich	1969-70
Lynn Parsons	1966-69
Dick Nemelka	1962-66
Bill Crow	1961-63
Jim Williams	1960-61
Jan Robinson	1959-60
Sherrell Berrett	1958-59
Don Volpi	1957-58
Bryant Squires	1956-57
Ron Farish	1955-56
Stan Collins	1952-54
Matt Pinegar	2007-09
Stewart Rutter	1994-95
Anson Winder	2010-15

### JUNIOR (2021-22)

- Appeared in 34 games
- Scored in double figures nine times including a season-high 15 points against Utah Valley
- Shot 45.2 percent from the field, 39.0 percent from 3-point range and 66.7 percent from the free throw line
- Made a season-high three 3-pointers on the road against Weber State and Missouri State

### SOPHOMORE (2020-21)

- Came off the bench in all 27 games
- Scored in double figures five times including a season-high 16 against Utah
- Played a season-high 33 minutes in WCC Semifinal overtime win over Pepperdine

### BEFORE BYU

- Played for Kyle Taylor in 2019-20 at Salt Lake Community College
- Helped Salt Lake CC to a record of 29-4 and the No. 4 overall seed in the NJCAA National Tournament
- Averaged 13.2 points, 4.9 rebounds, 1.3 assists and 1.4 steals while shooting 49.0 percent from the field and 37.1 percent from 3-point range
- Named to the All-Region 18 Second Team
- Prepped at American Fork High School for Doug Meacham
- As a senior in 2015-16 was named first-team all-state (5A) by the Salt Lake Tribune and Deseret News

### PERSONAL

- Younger brother, Isaac, plays at Utah State
- Served a mission for The Church of Jesus Christ of Latter-day Saints in Italy after graduating from American Fork
- Married his wife, Isabella, in summer of 2021



### CAREER STATISTICS

YEAR	GP-GS	MPG	FG-FGA	PCT	3FG-A	PCT	FT-FTA	PCT	OFF-DEF-REB	AVG	PF-D	A	AVG	TO	BLK	AVG	STL	AVG	PTS	AVG
2019-20*	33-32	25.1	146-298	.490	46-124	.371	99-139	.712	48-115-163	4.9	58-0	43	1.3	66	12	0.4	45	1.4	437	13.2
2020-21	27-0	17.4	50-109	.459	24-59	.407	15-22	.682	10-52-62	2.3	40-0	25	0.9	27	2	0.1	12	0.4	139	5.1
2021-22	34-0	19.9	71-157	.452	30-77	.390	26-39	.667	26-73-99	2.9	68-1	33	0.9	29	6	0.2	22	0.6	198	5.8
TOTAL#	61-0	18.8	121-266	.455	54-136	.397	41-61	.672	36-125-161	2.6	108-1	58	0.9	56	8	0.1	34	0.6	337	5.5
TOTAL^	94-32	21.0	267-564	.473	100-260	.385	140-200	.700	84-240-324	3.4	166-1	101	1.1	122	20	0.2	79	0.8	774	8.2

\* Salt Lake Community College #BYU Only ^ BYU and Salt Lake Community College

### WCC CAREER STATISTICS

YEAR	GP-GS	MPG	FG-FGA	PCT	3FG-A	PCT	FT-FTA	PCT	OFF-DEF-REB	AVG	PF-D	A	AVG	TO	BLK	AVG	STL	AVG	PTS	AVG
2020-21	13-0	18.1	26-60	.433	12-32	.375	7-8	.875	7-28-35	2.7	20-0	12	0.9	13	1	0.1	5	0.4	71	5.5
2019-20	15-0	17.1	20-45	.444	7-17	.412	4-5	.800	9-29-38	2.5	31-1	15	1.0	14	2	0.1	7	0.5	51	3.4
TOTAL	28-0	17.5	46-105	.438	19-49	.388	11-13	.846	16-57-73	2.6	51-1	27	0.9	27	3	0.1	12	0.4	122	4.4



2019-20 (Salt Lake Community College)

2020-21

Table with columns: Opponent, Date, GS, MP, FG, 3FG, FT, REB, PF, A, TO, B, S, PTS. Lists game logs for 2019-20.

Table with columns: Opponent, Date, GS, MP, FG, 3FG, FT, REB, PF, A, TO, B, S, PTS. Lists game logs for 2020-21.

2021-22

Table with columns: Opponent, Date, GS, MP, FG, 3FG, FT, REB, PF, A, TO, B, S, PTS. Lists game logs for 2021-22.

CAREER HIGHS

Table listing career high statistics: Points (24 vs. Snow), 1st Half Points\*, 2nd Half Points\*, Offensive Rebounds, Defensive Rebounds, Rebounds, Assists, Steals, Blocks, Field Goals Made, Field Goal Attempts, 3-Point Field Goals Made, 3-Point Field Goal Attempts, Free Throws Made, Free Throw Attempts, Minutes Played.

MISCELLANEOUS\*

Table comparing 21-22 and Career stats: Double-Figure Points, Double-Figure Reb, Double-Doubles, 3-plus 3-Point FG, 3-plus Steals, 3-plus Assists, 5-plus Rebounds.

\* Division I Career Only



# TREVIN KNELL

JUNIOR • GUARD

6-5 • 185

WOODS CROSS, UTAH

WOODS CROSS HS

#21

**HISTORY OF #21**

Roland Bevell	1959-61
Tim Cannon	1997-99
Craig Christensen	1975-76, 78-82
Kyle Davis	2014-17
Chris Dowling	1968-69
Mark Heslop	1985-86, 88-92
Russell Larson	1991-95
Vance Law	1975-77
Mike Maxwell	1979-82, 85-86
Chris Nikchevich	1982-85
Stephen Rogers	2010-12
Randy Schouten	1965-68
Rickey Shumway	1958-59
Chris Stock	1995-96
Evan Troy	2017-19
Trent Whiting	2000-01

2020-21 WCC All-Academic Team

2021-22 WCC All-Academic Team

11th in program history in winning percentage (.728)

17th in program history in 3-point field goal percentage (.386)

**JUNIOR (2021-22)**

- Appeared in all 25 games including 18 starts
- Scored in double figures 10 times
- Tied a career-high with five 3-pointers in second round of NIT

**SOPHOMORE (2020-21)**

- Played in all 27 games including six starts
- Ranked second in 3-pointers made and 3-point field goal percentage on the team
- Scored in double figures six times
- Shot 50.0 percent from 3-point range in WCC play, tied for the 7th best mark in conference play in program history
- Posted a season-high 20 points against Gonzaga in WCC Championship

**FRESHMAN (2019-20)**

- Played in 19 games
- Missed a month of the season due to broken thumb
- Posted a season highs of 9 points (Montana Tech), 3 rebounds (San Diego State), 2 assists (SDSU), 1 steal (twice) and 1 block (vs. Kansas)
- Hit a pair of 3-pointers in the first half against Virginia Tech in Maui

**BEFORE BYU**

- Prepped at Woods Cross High School
- As a senior in 2016-17, averaged 25.4 points, 6.4 rebounds, 2.0 assists and 1.8 steals per game
- Named first-team all-state by the Deseret News and Salt Lake Tribune
- As a junior in 2015-16 averaged 21.2 points while helping the Wildcats reach the 4A semifinals
- The No. 2 recruit in Utah in the class of 2017 according to ESPN.com
- Finished his high school career with 1,495 points, 225 3-point field goals and posted career highs of 37 points, 16 rebounds and six 3-pointers
- Also received offers from Air Force, Cal, Montana, Rice, Robert Morris, San Diego, Santa Clara, Southern Utah, Utah State, Utah Valley, Washington State, Weber State and Wyoming

**PERSONAL**

- Parents are Richard and Vicki Knell
- Has three older sisters and one younger brother
- Married his wife, Tatum, in summer of 2021
- Served a mission for The Church of Jesus Christ of Latter-day Saints in Uruguay

**CAREER STATISTICS**

YEAR	GP-GS	MPG	FG-FGA	PCT	3FG-A	PCT	FT-FTA	PCT	OFF-DEF-REB	AVG	PF-D	A	AVG	TO	BLK	AVG	STL	AVG	PTS	AVG
2019-20	19-0	5.7	11-33	.333	7-26	.269	0-0	.000	0-12-12	0.6	11-0	3	0.2	1	1	0.1	2	0.1	29	1.5
2020-21	27-6	16.5	56-120	.467	43-95	.453	11-19	.579	4-51-55	2.0	46-0	25	0.9	15	1	0.1	9	0.3	166	6.1
2021-22	35-18	19.5	80-197	.406	47-130	.362	16-23	.696	7-55-62	1.8	55-0	34	0.9	25	1	0.1	9	0.2	223	6.4
TOTAL	81-24	15.3	147-350	.420	97-251	.386	27-42	.643	11-118-129	1.6	112-0	62	0.8	41	3	0.1	20	0.2	418	5.2

**CONFERENCE CAREER STATISTICS**

YEAR	GP-GS	MPG	FG-FGA	PCT	3FG-A	PCT	FT-FTA	PCT	OFF-DEF-REB	AVG	PF-D	A	AVG	TO	BLK	AVG	STL	AVG	PTS	AVG
2019-20	6-0	2.5	1-3	.333	1-3	.333	0-0	.000	0-1-1	0.2	0-0	0	0.0	0	0	0.0	0	0.0	3	0.5
2020-21	13-6	17.2	28-58	.483	23-46	.500	4-5	.800	0-28-28	2.2	17-0	8	0.6	5	0	0.0	4	0.3	83	6.4
2021-22	15-10	19.0	29-78	.372	16-44	.364	1-6	.167	2-21-23	1.5	21-0	13	0.9	14	0	0.0	2	0.1	75	5.0
TOTAL	34-16	15.4	58-139	.417	40-93	.430	5-11	.455	2-50-52	1.5	38-0	21	0.6	19	0	0.0	6	0.2	161	4.7



2019-20

2020-21

Opponent	Date	GS	MP	FG	3FG	FT	REB	PF	A	TO	B	S	PTS
Cal State Fullerton	11/05/19		10	1-4	1-3	0-0	0-1-1	2	0	0	0	0	3
San Diego State	11/09/19		13	0-4	0-4	0-0	0-3-3	1	2	0	0	1	0
Southern Utah	11/13/19		3	0-1	0-1	0-0	0-0-0	1	0	0	0	0	0
at Houston	11/15/19						DNP						
at Boise State	11/20/19		4	1-2	1-2	0-0	0-0-0	0	0	0	0	0	3
vs UCLA	11/25/19		4	0-1	0-0	0-0	0-1-1	0	0	0	0	0	0
vs Kansas	11/26/19		3	0-1	0-1	0-0	0-1-1	2	0	0	1	0	0
vs Virginia Tech	11/27/19		11	2-5	2-4	0-0	0-0-0	0	0	0	0	0	6
Montana Tech	11/30/19		12	4-6	1-3	0-0	0-1-1	2	0	0	0	0	9
at Utah	12/04/19		10	0-1	0-1	0-0	0-2-2	1	0	1	0	0	0
vs UNLV	12/07/19		9	2-2	1-1	0-0	0-1-1	0	0	0	0	0	5
Nevada	12/10/19		7	0-2	0-2	0-0	0-0-0	2	0	0	0	1	0
vs Utah State	12/14/19		4	0-1	0-1	0-0	0-0-0	0	1	0	0	0	0
Weber State	12/21/19		4	0-0	0-0	0-0	0-1-1	0	0	0	0	0	0
Oral Roberts	12/28/19						DNP						
Loyola Marymount	01/04/20		4	0-0	0-0	0-0	0-0-0	0	0	0	0	0	0
at Saint Mary's	01/09/20		2	0-1	0-1	0-0	0-0-0	0	0	0	0	0	0
Portland	01/11/20		7	1-2	1-2	0-0	0-1-1	0	0	0	0	0	3
San Diego	01/16/20						DNP						
at Gonzaga	01/18/20						DNP						
at Pacific	01/23/20						DNP						
at San Francisco	01/25/20						DNP						
Pepperdine	01/30/20						DNP						
Saint Mary's	02/01/20						DNP						
at Portland	02/06/20						DNP						
San Francisco	02/08/20						DNP						
at Loyola Marymount	02/13/20						DNP						
at San Diego	02/15/20		1	0-0	0-0	0-0	0-0-0	0	0	0	0	0	0
Santa Clara	02/20/20						DNP						
Gonzaga	02/22/20		0	0-0	0-0	0-0	0-0-0	0	0	0	0	0	0
at Pepperdine	02/29/20		1	0-0	0-0	0-0	0-0-0	0	0	0	0	0	0
vs Saint Mary's	03/09/20						DNP						

Opponent	Date	GS	MP	FG	3FG	FT	REB	PF	A	TO	B	S	PTS
Westminster	11/25/20		20	3-8	2-7	0-2	0-3-3	1	3	1	0	1	8
New Orleans	11/26/20		16	3-3	2-2	0-0	0-1-1	2	2	0	1	2	8
Utah Valley	11/28/20		24	3-6	2-5	2-2	1-4-5	4	3	2	0	1	10
vs. USC	12/01/20		15	2-5	1-3	0-1	1-2-3	3	0	1	0	0	5
vs. St. John's	12/02/20		25	4-6	3-5	0-0	1-3-4	4	1	3	0	0	11
at Utah State	12/05/20		8	0-0	0-0	0-0	0-0-0	2	0	0	0	0	0
Boise State	12/09/20		10	0-3	0-1	0-0	0-1-1	2	2	1	0	0	0
Utah	12/12/20		17	0-3	0-3	2-2	0-4-4	3	2	0	0	0	2
at San Diego State	12/18/20		14	2-5	2-5	2-2	0-1-1	1	2	0	1	0	8
Texas Southern	12/21/20		6	0-2	0-2	0-0	0-0-0	0	0	1	0	0	0
Weber State	12/23/20		9	2-3	2-3	0-2	0-0-0	1	1	0	0	0	6
at Gonzaga	01/07/21		5	0-2	0-2	0-0	0-0-0	0	0	0	0	0	0
at Saint Mary's	01/14/21	*	31	3-5	1-1	0-0	0-3-3	2	0	0	0	0	7
at San Francisco	01/16/21	*	19	0-3	0-0	0-0	0-1-1	1	0	0	0	0	0
Portland	01/21/21	*	21	3-8	3-8	0-0	0-3-3	2	3	2	0	0	9
Pepperdine	01/23/21	*	24	4-8	4-7	0-0	0-2-2	0	1	0	0	0	12
at Pepperdine	01/27/21	*	12	0-3	0-3	2-2	0-3-3	3	0	0	0	0	2
Pacific	01/30/21	*	9	0-1	0-1	0-0	0-1-1	2	1	0	0	1	0
at Portland	02/04/21		17	3-4	3-4	0-0	0-5-5	3	1	2	0	2	9
Gonzaga	02/08/21		15	2-5	2-3	0-0	0-1-1	0	1	1	0	0	6
at Pacific	02/18/21		26	5-7	4-6	1-1	0-3-3	2	0	0	0	0	15
at Loyola Marymount	02/20/21		16	3-5	2-3	0-0	0-2-2	1	0	0	0	1	8
San Francisco	02/25/21		6	0-0	0-0	0-0	0-0-0	0	0	0	0	0	0
Saint Mary's	02/27/21		22	5-7	4-5	1-2	0-4-4	1	1	0	0	0	15
vs. Pepperdine	03/08/21		17	2-4	1-2	0-0	0-1-1	2	0	1	0	0	5
vs. Gonzaga	03/09/21		27	7-13	5-10	1-3	1-3-4	4	1	0	0	0	20
vs. UCLA	03/20/20		11	0-1	0-1	0-0	0-0-0	0	0	1	0	0	0

2021-22

Opponent	Date	GS	MP	FG	3FG	FT	REB	PF	A	TO	B	S	PTS
Cleveland State	11/09/21		20	2-7	2-7	2-2	0-1-1	0	1	0	0	0	8
San Diego State	11/12/21		14	0-3	0-3	0-0	0-2-2	3	0	1	0	0	0
vs. Oregon	11/16/21		12	1-4	0-2	0-0	0-0-0	1	0	0	0	2	2
Central Methodist	11/20/21		13	3-7	2-5	2-3	0-0-0	2	2	0	0	0	10
Texas Southern	11/24/21		3	1-2	1-2	0-0	0-0-0	1	0	0	0	0	3
at Utah	11/27/21		17	0-3	0-3	0-0	0-2-2	2	2	0	0	0	0
at Utah Valley	12/01/21		16	2-6	2-5	0-0	0-1-1	2	1	2	1	1	6
at Missouri State	12/04/21	*	24	3-8	0-5	0-0	1-4-5	2	2	0	0	0	6
Utah State	12/08/21	*	27	5-6	3-4	0-0	0-4-4	1	1	1	0	1	13
vs. Creighton	12/11/21	*	20	2-3	2-3	0-0	1-1-2	4	0	3	0	1	6
at Weber State	12/18/21	*	28	4-8	3-6	0-0	0-5-5	2	2	0	0	2	11
vs. South Florida	12/22/21	*	22	2-4	1-3	0-0	0-2-2	0	0	1	0	0	5
vs. Vanderbilt	12/23/21	*	21	3-6	3-5	1-1	0-1-1	4	2	0	0	0	10
vs. Liberty	12/25/21	*	30	5-10	1-5	4-4	1-1-2	1	0	0	0	0	15
Westminster	12/29/21	*	29	4-8	2-5	1-1	0-3-3	1	2	0	0	0	11
Pacific	01/06/22	*	28	4-8	2-5	0-2	0-4-4	2	1	1	0	0	10
Saint Mary's	01/08/22	*	22	4-5	1-1	0-1	0-0-0	2	0	1	0	0	9
at Gonzaga	01/13/22	*	22	2-5	1-2	0-0	0-0-0	4	0	0	0	0	5
at San Francisco	01/15/22	*	22	3-5	1-2	0-0	0-2-2	0	0	1	0	0	7
San Diego	01/20/22	*	12	1-3	1-1	0-0	0-1-1	0	2	2	0	1	3
Portland	01/22/22	*	18	0-3	0-2	0-0	0-1-1	2	0	0	0	0	0
at Santa Clara	01/27/22	*	17	1-4	1-3	0-0	0-1-1	0	0	1	0	0	3
at Pacific	01/29/22	*	18	2-7	2-5	0-0	0-2-2	0	1	0	0	0	6
San Francisco	02/03/22	*	15	1-4	0-2	1-3	1-0-1	0	0	1	0	0	3
Gonzaga	02/05/22	*	30	2-8	1-2	0-0	0-2-2	2	0	2	0	0	5
at Loyola Marymount	02/10/22		16	3-8	2-6	0-0	1-1-2	1	0	0	0	0	8
at Pepperdine	02/12/22		12	1-3	1-3	0-0	0-2-2	3	2	3	0	1	3
at Saint Mary's	02/19/22		4	0-0	0-0	0-0	0-1-1	1	0	0	0	0	0
Loyola Marymount	02/24/22		25	2-7	1-5	0-0	0-3-3	2	2	1	0	0	5
Pepperdine	02/26/22		24	3-8	2-5	0-0	0-1-1	2	4	1	0	0	8
vs. Loyola Marymount	03/04/22		25	6-12	2-4	1-1	0-1-1	2	1	1	0	0	15
vs. San Francisco	03/05/22		15	1-5	0-3	0-0	1-0-1	3	1	1	0	0	2
Long Beach State	03/16/22		24	2-5	2-5	4-4	0-3-3	2	4	1	0	0	10
Northern Iowa	03/19/22		24	5-9	5-8	0-1	0-2-2	0	0	0	0	0	15
Washington State	03/23/22		12	0-3	0-3	0-0	1-1-2	1	0	0	0	0	0

CAREER HIGHS

Points	20 vs. Gonzaga - 03/09/21
1st Half Points	15 vs. Gonzaga - 03/09/21
2nd Half Points	11 vs. Liberty - 12/25/21
Offensive Rebounds	1 (11x) last vs. Washington State - 03/23/22
Defensive Rebounds	5 at Portland - 02/04/21
Rebounds	5 (4x) last at Weber State - 12/18/21
Assists	4 (2x) last vs. Long Beach State - 03/16/22
Steals	2 (4x) last at Weber State - 12/18/21
Blocks	1 (3x) last at Utah Valley - 12/01/21
Field Goals Made	7 vs. Gonzaga - 03/09/21
Field Goal Attempts	13 vs. Gonzaga - 03/09/21
3-Point Field Goals Made	5 (2x) last vs. Northern Iowa - 03/19/22
3-Point Field Goal Attempts	10 vs. Gonzaga - 03/09/21
Free Throws Made	4 (2x) last vs. Long Beach State - 03/16/22
Free Throw Attempts	4 (2x) last vs. Long Beach State - 03/16/22
Minutes Played	31 at Saint Mary's - 01/14/21

MISCELLANEOUS

	21-22	Career
Double-Figure Points	10 (9-1)	16 (14-2)
20-plus Points	—	1 (0-1)
Double-Figure Reb	—	—
Double-Doubles	—	—
3-plus Steals	—	—
3-plus Assists	2 (2-0)	4 (4-0)
3-plus 3-point FG	4 (3-1)	11 (9-2)
Scoring Leader	—	2 (1-1)
Steals Leader	4 (3-1)	8 (7-1)
Assist Leader	1 (1-0)	1 (1-0)



# JAXSON ROBINSON

SOPHOMORE • GUARD

6-7 • 190

ADA, OKLAHOMA

ARKANSAS

## #2

### HISTORY OF #2

Matt Carlino	2010-14
Craig Cusick	2011-13
Jeremy DowDell	2021-22
Jordan Ellis	2014-15
Zach Frampton	2016-17
Travis Hansen	2000-03
Lamont Morgan Jr.	2007-10
Silester Rivers	1997-00
Mike Rose	2003-07
Zac Seljaas	2015-20
Brandon Warr	2020-21

### BEFORE BYU

- Transfers to BYU with three years of eligibility after spending the 2021-22 season at Arkansas
- Fall 2022 Arkansas Department Honor Roll
- Appeared in 16 games including four starts for a Razorback team that went to the Elite 8 for the second consecutive season
- Averaged 3.4 points per game, shooting 38.0 percent from the floor, 32.6 percent from three and a perfect 3-of-3 from the charity stripe
- Scored a career-high 14 points against Elon on December 21, going 3-of-6 from 3-point range
- Spent freshman season at Texas A&M (2020-21), appearing in 14 games including four starts
- Scored 2.1 points per game, shooting 36.5 percent from the field and 26.8 percent from 3-point range
- Made first collegiate start on Jan. 2, 2021, scoring six points in 19 minutes of action against Auburn
- Scored a season-high six points three times
- Prepped at Ada High School in Ada, Oklahoma
- Four-star recruit by 247Sports, ESPN and Rivals
- Top 50 recruit in the 2021 class before reclassifying to 2020 class
- During his junior season, averaged 15.4 points and 5.6 rebounds per game while leading AHS to Oklahoma Class 4A State Tournament
- Played for Team Griffin in the Nike Elite Youth Basketball League where he helped capture the 2019 16U championship at the Nike Peach Jam

### CAREER HIGHS

Points	14 vs. Elon - 12/21/21
Offensive Rebounds	2 at LSU - 12/29/20
Defensive Rebounds	6 at Mississippi State - 12/29/21
Rebounds	7 (2x) last at Mississippi State - 12/29/21
Assists	3 vs. Vanderbilt - 01/04/22
Steals	1 (4x) last vs. Little Rock - 12/04/21
Blocks	1 (5x) at Texas A&M - 01/08/22
Field Goals Made	4 vs. Elon - 12/21/21
Field Goal Attempts	7 (3x) at Mississippi State - 12/29/21
3-Point Field Goals Made	3 (2x) vs. Elon - 12/21/21
3-Point Field Goal Attempts	7 (2x) last at Mississippi State - 12/29/21
Free Throws Made	3 vs. Elon - 12/21/21
Free Throw Attempts	3 vs. Elon - 12/21/21
Minutes Played	32 at Mississippi State - 12/29/21

### MISCELLANEOUS

	21-22	Career
Double-Figure Points	1 (1-0)	1 (1-0)
Double-Figure Reb	—	—
Double-Doubles	—	—
3-plus Steals	—	—
3-plus Assists	1 (1-0)	1 (1-0)
3-plus 3-point FG	2 (1-1)	2 (1-1)

### PERSONAL

- Mother, Brandi Robinson-McWilliams, was an All-American at Southeastern Oklahoma State
- Aunt, Crystal Robinson, is an assistant coach for the WNBA's Phoenix Mercury

### CAREER STATISTICS

YEAR	GP-GS	MPG	FG-FGA	PCT	3FG-A	PCT	FT-FTA	PCT	OFF-DEF-REB	AVG	PF-D	A	AVG	TO	BLK	AVG	STL	AVG	PTS	AVG
2020-21*	14-4	9.7	11-31	.355	8-28	.268	0-1	.000	4-11-15	1.1	10-0	4	0.3	5	1	0.1	3	0.2	30	2.1
2021-22#	16-4	10.2	19-50	.380	14-43	.326	3-3	1.000	5-15-20	1.3	11-0	7	0.4	6	4	0.3	1	0.1	55	3.4
<b>TOTAL+</b>	<b>30-8</b>	<b>10.0</b>	<b>30-81</b>	<b>.370</b>	<b>22-71</b>	<b>.310</b>	<b>3-4</b>	<b>.750</b>	<b>9-26-35</b>	<b>1.2</b>	<b>21-0</b>	<b>11</b>	<b>0.4</b>	<b>11</b>	<b>5</b>	<b>0.2</b>	<b>4</b>	<b>0.1</b>	<b>85</b>	<b>2.8</b>

\* Texas A&M #Arkansas + Texas A&M and Arkansas



2020-21 (Texas A&M)

2021-22 (Arkansas)

Opponent	Date	GS	MP	FG	3FG	FT	REB	PF	A	TO	B	S	PTS	Opponent	Date	GS	MP	FG	3FG	FT	REB	PF	A	TO	B	S	PTS	
New Orleans	11/29/20		5	0-2	0-2	0-0	0-0-0	1	1	0	1	0	0	Mercer	11/09/21						DNP							
Tarleton State	12/02/20						DNP							Gardner Webb	11/13/21	11	2-7	2-7	0-0	1-0-1	1	0	0	1	0	0	6	
UT Rio Grande Valley	12/06/20	6	0-1	0-1	0-0	0-1-1	0	0	0	0	0	0	0	Northern Iowa	11/17/21						DNP							
TCU	12/12/20						DNP							vs. Kansas State	11/22/21						DNP							
Southeastern Louisiana	12/15/20	13	1-3	1-3	0-0	0-0-0	3	0	0	0	1	3	3	vs. Cincinnati	11/23/21						DNP							
Wofford	12/21/20	6	0-0	0-0	0-0	0-0-0	1	0	0	0	0	0	0	Penn	11/28/21	0	0-0	0-0	0-0	0-0-0	0	0	0	0	0	0	0	0
at LSU	12/29/20	18	2-6	1-5	0-0	2-5-7	1	0	0	0	0	5	5	Central Arkansas	12/01/21	15	3-6	1-3	0-0	1-0-1	1	0	0	0	0	0	7	
Auburn	01/02/21	*	19	2-5	2-5	0-0	0-1-1	1	0	1	0	1	6	Little Rock	12/04/21	15	2-6	1-5	0-0	0-3-3	1	2	0	0	1	5		
at South Carolina	01/06/21	*	16	2-5	2-5	0-0	0-2-2	1	0	0	0	0	6	Charlotte	12/07/21	5	1-2	0-1	0-0	0-0-0	0	0	0	0	0	2		
Tennessee	01/09/21		7	1-2	0-1	0-1	0-1-1	0	0	0	0	0	2	vs. Oklahoma	12/11/21						DNP							
at Mississippi State	01/13/21		3	0-0	0-0	0-0	0-0-0	0	0	0	0	0	0	vs. Hofstra	12/18/21	8	3-4	3-4	0-0	0-0-0	0	1	0	0	0	9		
Missouri	01/16/21		7	0-0	0-0	0-0	0-0-0	0	1	0	0	0	0	Elon	12/21/21	*	20	4-7	3-6	3-3	1-2-3	1	0	2	1	0	14	
at Ole Miss	01/23/21		15	2-5	2-5	0-0	0-0-0	0	1	2	0	1	6	at Mississippi State	12/29/21	*	32	2-7	2-7	0-0	1-6-7	3	1	2	0	0	6	
LSU	01/26/21	*	12	1-2	0-1	0-0	1-0-1	2	1	0	0	0	2	Vanderbilt	01/04/22	*	31	1-5	1-5	0-0	0-3-3	3	3	1	1	0	3	
at Kansas State	01/30/21	*	7	0-0	0-0	0-0	1-1-2	0	0	1	0	0	0	at Texas A&M	01/08/22	*	8	0-2	0-1	0-0	1-0-1	0	1	0	1	0	0	
Mississippi State	03/03/21						DNP							Missouri	01/12/22	5	0-1	0-1	0-0	0-0-0	0	0	0	0	0	0		
at Arkansas	03/06/21						DNP							at LSU	01/15/22						DNP							
vs. Vanderbilt	03/10/21	2	0-0	0-0	0-0	0-0-0	0	0	1	0	0	0	0	South Carolina	01/18/22	4	0-0	0-0	0-0	0-1-1	0	0	0	0	0	0		
														Texas A&M	01/22/22						DNP							
														at Ole Miss	01/26/22						DNP							
														West Virginia	01/29/22						DNP							
														at Georgia	02/02/22	3	0-1	0-1	0-0	0-0-0	1	0	0	0	0	0		
														Mississippi State	02/05/22						DNP							
														Auburn	02/08/22						DNP							
														at Alabama	02/12/22						DNP							
														at Missouri	02/15/22	1	0-0	0-0	0-0	0-0-0	0	0	0	0	0	0		
														Tennessee	02/19/22						DNP							
														at Florida	02/22/22						DNP							
														Kentucky	02/26/22						DNP							
														LSU	03/02/22						DNP							
														at Tennessee	03/05/22	3	1-2	1-2	0-0	0-0-0	0	0	0	0	0	3		
														vs. LSU	03/11/22						DNP							
														vs. Texas A&M	03/12/22	2	0-0	0-0	0-0	0-0-0	0	0	0	0	0	0		
														vs. Vermont	03/17/22						DNP							
														vs. New Mexico State	03/19/22						DNP							
														vs. Gonzaga	03/24/22						DNP							
														vs. Duke	03/26/22						DNP							





# TREY STEWART

SOPHOMORE • FORWARD

6-2 • 190

AMERICAN FORK, UTAH

AMERICAN FORK

#1

**HISTORY OF #1**

Charles Abou	2008-12
Rylan Bergersen	2017-19
Rashaun Broadus	2005-07
Raul Delgado	2012-13
Chase Fischer	2013-16
Mike Hall	2003-05
Nate Knight	2000-01
Wyatt Lowell	2019-21

**FRESHMAN (2021-22)**

- Appeared in 11 games off the bench
- Scored his first collegiate points in BYU's win over No. 12 Oregon in the Phil Knight Invitational

**BEFORE BYU**

- Prepped at American Fork High School
- Earned First Team All-State honors as a senior after averaging 14.8 points per game
- Also recruited by Denver, NC A&T, UC Davis, Utah State and UVU

**PERSONAL**

- Served a mission for The Church of Jesus Christ of Latter-day Saints in Leeds, England and Kennewick, Washington
- Founder of Default Happiness, a clothing company focused on bringing awareness to mental health

**2021-22**

Opponent	Date	GS	MP	FG	3FG	FT	REB	PF	A	TO	B	S	PTS
Cleveland State	11/09/21						DNP						
San Diego State	11/12/21						DNP						
vs. Oregon	11/16/21	3	1-1	0-0	0-0	0-0-0	0	0	0	1	0	2	
Central Methodist	11/20/21	5	0-1	0-0	0-0	1-0-1	1	1	1	0	2	0	
Texas Southern	11/24/21						DNP						
at Utah	11/27/21						DNP						
at Utah Valley	12/01/21						DNP						
at Missouri State	12/04/21						DNP						
Utah State	12/08/21						DNP						
vs. Creighton	12/11/21						DNP						
at Weber State	12/18/21						DNP						
vs. South Florida	12/22/21						DNP						
vs. Vanderbilt	12/23/21						DNP						
vs. Liberty	12/25/21						DNP						
Westminster	12/29/21	4	0-1	0-1	0-0	1-1-2	0	0	1	0	0	0	
Pacific	01/06/22	2	0-1	0-0	0-0	0-1-1	0	0	0	0	0	0	
Saint Mary's	01/08/22						DNP						
at Gonzaga	01/13/22						DNP						
at San Francisco	01/15/22						DNP						
San Diego	01/20/22						DNP						
Portland	01/22/22	2	0-0	0-0	0-0	0-0-0	1	0	0	0	0	0	
at Santa Clara	01/27/22						DNP						
at Pacific	01/29/22						DNP						
San Francisco	02/03/22	0	0-0	0-0	0-0	0-0-0	0	0	0	0	0	0	
Gonzaga	02/05/22	3	0-1	0-0	0-0	0-0-0	1	0	0	0	0	0	
at Loyola Marymount	02/10/22						DNP						
at Pepperdine	02/12/22						DNP						
at Saint Mary's	02/19/22						DNP						
Loyola Marymount	02/24/22						DNP						
Pepperdine	02/26/22	0	0-0	0-0	0-0	0-0-0	0	0	0	0	0	0	
vs. Loyola Marymount	03/04/22						DNP						
vs. San Francisco	03/05/22						DNP						
Long Beach State	03/16/22	5	0-2	0-2	0-0	0-1-1	2	2	0	0	0	0	
Northern Iowa	03/19/22	2	0-1	0-0	0-0	0-2-2	0	0	0	0	0	0	
Washington State	03/23/22	3	1-1	0-0	0-0	0-0-0	0	0	0	0	1	2	

**CAREER HIGHS**

Points	2 (2x) last vs. Washington State - 03/23/22
1st Half Points	—
2nd Half Points	2 (2x) last vs. Washington State - 03/23/22
Offensive Rebounds	1 (2x) last vs. Westminster - 12/29/21
Defensive Rebounds	2 vs. Northern Iowa - 03/19/22
Rebounds	2 (2x) last vs. Northern Iowa - 03/19/22
Assists	1 (2x) last vs. Long Beach State - 03/16/22
Steals	2 vs. Central Methodist - 11/20/21
Blocks	1 vs. Oregon - 11/16/21
Field Goals Made	1 (2x) vs. Washington State - 11/23/22
Field Goal Attempts	2 vs. Long Beach State - 03/16/22
3-Point Field Goals Made	—
3-Point Field Goal Attempts	2 vs. Long Beach State - 03/16/22
Free Throws Made	—
Free Throw Attempts	—
Minutes Played	5 (2x) last vs. Long Beach State - 03/16/22


**CAREER STATISTICS**

YEAR	GP-GS	MPG	FG-FGA	PCT	3FG-A	PCT	FT-FTA	PCT	OFF-DEF-REB	AVG	PF-D	A	AVG	TO	BLK	AVG	STL	AVG	PTS	AVG
2021-22	11-0	2.6	2-9	.222	0-3	.000	0-0	.000	2-5-7	0.6	5-0	2	0.2	2	1	0.1	3	0.3	4	0.4
TOTAL	11-0	2.6	2-9	.222	0-3	.000	0-0	.000	2-5-7	0.6	5-0	2	0.2	2	1	0.1	3	0.3	4	0.4

**CONFERENCE CAREER STATISTICS**

YEAR	GP-GS	MPG	FG-FGA	PCT	3FG-A	PCT	FT-FTA	PCT	OFF-DEF-REB	AVG	PF-D	A	AVG	TO	BLK	AVG	STL	AVG	PTS	AVG
2021-22	5-0	1.4	0-2	.000	0-0	.000	0-0	.000	0-1-1	0.2	2-0	0	0.0	0	0	0.0	0	0.0	0	0.0
TOTAL	5-0	1.4	0-2	.000	0-0	.000	0-0	.000	0-1-1	0.2	2-0	0	0.0	0	0	0.0	0	0.0	0	0.0





# ATIKI ALLY ATIKI

SOPHOMORE • FORWARD

6-10 • 215

MWANZA, TANZANIA

LONDON BASKETBALL ACADEMY

## #4

### HISTORY OF #4

Brandon Averette	2020-21
Alex Barcello	2019-20
Paul Briggs	1988-92
Joshua Burgess	2003-05
Van Burgess	1952-55
Todd Christensen	1994-95, 97-00
Randy Clark	1946-49
Jackson Emery	2005-06, 08-11
Nick Emery	2015-17, 18-19
John Fish	1988-89, 91-94
Chris Handy	1997-98
Luiz Lemes	2002-04
Don Malmrose	1950-52
Jesse Pinegar	2000-02
Michael Smith	1983-84, 86-89
Frank Wiemer	1938-41

### FRESHMAN (2021-22)

- Appeared in 32 games including three starts as a true freshman
- 24 blocks are tied for the 10th most by a freshman in program history
- Scored a season-high 10 points against San Francisco on Feb. 3 going 5-of-5 from the field, the third-most shots without a miss by a freshman in program history
- Also had a season-high four blocks against the Dons
- Recorded a season-high nine rebounds against Long Beach State in the opening round of the NIT
- Played a season-high 26 minutes in BYU's win over Pepperdine on Feb. 12

### BEFORE BYU

- Prepped at London Basketball Academy in London, Ontario, Canada

### 2021-22

Opponent	Date	GS	MP	FG	3FG	FT	REB	PF	A	TO	B	S	PTS
Cleveland State	11/09/21						DNP						
San Diego State	11/12/21		3	0-0	0-0	0-0	0-0-0	1	0	0	0	0	0
vs. Oregon	11/16/21		6	0-0	0-0	0-0	0-3-3	2	0	0	0	0	0
Central Methodist	11/20/21		18	3-4	0-0	0-2	2-2-4	0	2	0	0	0	6
Texas Southern	11/24/21		7	1-3	0-0	2-2	1-2-3	3	1	1	1	0	4
at Utah	11/27/21						DNP						
at Utah Valley	12/01/21		13	0-1	0-0	1-2	2-0-2	3	0	1	0	0	1
at Missouri State	12/04/21		3	0-0	0-0	0-0	0-0-0	0	0	0	0	0	0
Utah State	12/08/21						DNP						
vs. Creighton	12/11/21		9	0-0	0-0	0-0	1-0-1	2	0	0	0	0	0
at Weber State	12/18/21	*	10	1-3	0-0	0-0	1-2-3	3	4	0	0	0	2
vs. South Florida	12/22/21	*	13	0-0	0-0	0-0	1-4-5	2	0	2	1	0	0
vs. Vanderbilt	12/23/21	*	4	0-0	0-0	0-0	0-0-0	2	0	2	0	0	0
vs. Liberty	12/25/21		3	0-0	0-0	0-0	0-0-0	1	0	0	0	0	0
Westminster	12/29/21		11	2-3	0-0	0-0	3-2-5	2	1	1	0	0	4
Pacific	01/06/22		2	0-1	0-0	0-0	2-1-3	0	1	0	1	0	0
Saint Mary's	01/08/22		15	1-1	0-0	0-0	0-1-1	2	0	0	3	0	2
at Gonzaga	01/13/22		8	2-3	0-0	0-0	2-0-2	5	0	0	0	0	4
at San Francisco	01/15/22		11	1-2	0-0	2-2	0-1-1	3	0	1	2	0	4
San Diego	01/20/22		8	0-2	0-0	0-0	0-0-0	2	0	1	1	0	0
Portland	01/22/22		12	3-4	0-0	0-0	0-3-3	2	0	0	3	0	6
at Santa Clara	01/27/22		11	2-3	0-0	0-0	3-3-6	3	0	1	1	0	4
at Pacific	01/29/22		12	4-4	0-0	0-0	0-3-3	2	0	0	0	0	8
San Francisco	02/03/22		21	5-5	0-0	0-2	1-3-4	1	1	0	4	0	10
Gonzaga	02/05/22		18	2-7	0-0	0-0	1-2-3	3	1	0	0	0	4
at Loyola Marymount	02/10/22		5	0-0	0-0	0-0	2-0-2	3	0	0	0	0	0
at Pepperdine	02/12/22		26	4-8	0-0	0-2	3-5-8	1	0	2	0	0	8
at Saint Mary's	02/19/22		12	1-3	0-0	0-0	2-0-2	1	0	1	1	1	2
Loyola Marymount	02/24/22		13	3-3	0-0	0-0	1-1-2	3	1	1	1	0	6
Pepperdine	02/26/22		12	1-2	0-0	0-0	1-2-3	1	0	0	0	0	2
vs. Loyola Marymount	03/04/22		15	3-4	0-0	1-1	1-5-6	3	0	1	2	0	6
vs. San Francisco	03/05/22		6	1-2	0-0	0-0	2-1-3	1	0	0	0	0	2
Long Beach State	03/16/22		14	3-5	0-0	2-2	4-5-9	3	0	3	1	0	8
Northern Iowa	03/19/22		11	1-2	0-0	0-0	2-1-3	3	1	0	1	0	2
Washington State	03/23/22		10	0-1	0-0	2-2	1-3-4	5	0	0	1	0	2

### CAREER HIGHS

Points	10 vs. San Francisco - 02/03/22
1st Half Points	4 (3x) last vs. Long Beach State - 03/16/22
2nd Half Points	6 (5x) last vs. Loyola Marymount - 02/24/22
Offensive Rebounds	4 vs. Long Beach State - 03/16/22
Defensive Rebounds	5 (3x) last vs. Long Beach State - 03/16/22
Rebounds	9 vs. Long Beach State - 03/16/22
Assists	2 vs. Central Methodist - 11/20/21
Steals	1 at Saint Mary's - 02/19/22
Blocks	4 vs. San Francisco - 02/03/22
Field Goals Made	5 vs. San Francisco - 02/03/22
Field Goal Attempts	8 at Pepperdine - 02/12/22
3-Point Field Goals Made	—
3-Point Field Goal Attempts	—
Free Throws Made	2 (4x) last vs. Washington State - 03/23/22
Free Throw Attempts	2 (9x) last vs. Washington State - 03/23/22
Minutes Played	26 at Pepperdine - 02/12/22

### CAREER STATISTICS

YEAR	GP-GS	MPG	FG-FGA	PCT	3FG-A	PCT	FT-FTA	PCT	OFF-DEF-REB	AVG	PF-D	A	AVG	TO	BLK	AVG	STL	AVG	PTS	AVG
2021-22	32-3	10.7	44-76	.579	0-0	.000	9-19	.474	39-55-94	2.9	67-2	9	0.3	21	24	0.8	1	0.1	97	3.0
TOTAL	32-3	10.7	44-76	.579	0-0	.000	9-19	.474	39-55-94	2.9	67-2	9	0.3	21	24	0.8	1	0.1	97	3.0

### CONFERENCE CAREER STATISTICS

YEAR	GP-GS	MPG	FG-FGA	PCT	3FG-A	PCT	FT-FTA	PCT	OFF-DEF-REB	AVG	PF-D	A	AVG	TO	BLK	AVG	STL	AVG	PTS	AVG
2021-22	15-0	12.2	29-48	.604	0-0	.000	2-8	.250	18-25-43	2.9	32-1	4	0.3	6	17	1.1	1	0.1	60	4.0
TOTAL	15-0	12.2	29-48	.604	0-0	.000	2-8	.250	18-25-43	2.9	32-1	4	0.3	6	17	1.1	1	0.1	60	4.0



# NATE WEBB

SOPHOMORE • FORWARD  
6-6 • 210  
REXBURG, IDAHO  
UMPQUA COMMUNITY COLLEGE

## #33

### HISTORY OF #33

Nate Austin	2011-16
Vince Bryan	1987-89
Jeff Campbell	1990-91, 93-97
Jack Cravens	1956-58
Larry DeLaittre	1969-70
Brian Frishman	1974-75
Todd Gentry	1986-87, 1990
Jacob Hawkins	1998-99
Greg Humphreys	1985-87
Jim Kelson	1960-63
Steve Kramer	1963-66
Kari Liimo	1965-69
Caleb Lohner	2020-22
Dalton Nixon	2014-15, 17-20
Kevin Nixon	1991-93
Timo Saarelainen	1980-85
Kalevi Sarkalahti	1970-73
Morgan Smith	1999-00
Glenn Stewart	1959-60

### BEFORE BYU

- Spent two seasons at Umpqua Community College
- Appeared in 39 games including 38 starts
- Averaged 23.7 points, 7.5 rebounds and 1.2 assists per game as a sophomore
- Shot 52.3 percent from the field, 34.4 percent from 3-point range and 86.7 percent from the free throw line
- Scored in double figures in all 22 games including a career-high 35 against Clackamas
- Averaged 16.6 points and 5.5 rebounds per game as a true freshman
- Prepped at Madison High School in Rexburg, Idaho
- Led his team to a Southern Region and District Championship
- Earned Second Team All-State and First Team All-District honors

### PERSONAL

- Parents are mission presidents in Mexico
- Favorite athlete is Lionel Messi
- Favorite coach is Andy Reid
- Enjoys skiing, hiking and soccer

### 2020-21 (Umpqua Community College)

Opponent	Date	GS	MP	FG	3FG	FT	REB	PF	A	TO	B	S	PTS
Southwestern Oregon	04/02/21	*	20	2-8	0-4	1-3	1-5-6	2	1	1	0	1	5
at Lane	04/03/21	*	20	3-8	1-2	2-3	4-1-5	1	0	0	0	0	9
at Multnomah JV	04/04/21	*	15	6-10	4-7	4-4	2-3-5	2	1	0	0	0	20
Linn-Benton	04/07/21		15	1-6	1-5	1-2	0-5-5	1	0	0	0	0	4
at Linn-Benton	04/10/21	*	24	6-11	3-6	0-0	0-4-4	1	0	1	1	0	15
Clackamas	04/14/21	*	20	6-9	2-4	0-0	1-7-8	3	1	3	0	0	14
at Clackamas	04/17/21	*	27	6-13	3-5	4-5	3-1-4	2	1	0	0	1	19
at Chemeketa	04/21/21	*	32	11-13	1-2	3-3	2-6-8	4	2	2	1	1	26
Chemeketa	04/24/21	*	34	10-16	1-3	4-5	4-8-12	2	2	3	0	0	25
at Southwestern Oregon	04/28/21	*	32	7-13	1-4	0-0	1-6-7	2	1	1	0	0	15
Southwestern Oregon	05/01/21	*	18	6-10	3-4	0-0	1-4-5	0	1	1	0	1	15
Mt Hood	05/05/21	*	26	5-10	2-4	9-9	1-2-3	2	2	1	0	1	21
Mt Hood	05/08/21	*	23	9-13	1-3	4-4	1-3-4	0	3	1	0	0	23
Lane	05/12/21	*	25	8-12	2-4	1-2	0-5-5	3	0	0	0	2	19
at Lane	05/15/21	*	18	1-5	0-3	0-1	0-1-1	2	1	0	0	0	2
Linn-Benton	06/02/21	*	26	8-13	0-4	0-0	1-2-3	2	1	1	1	4	16
Lane	06/05/21	*	35	13-20	1-4	7-7	1-7-8	5	1	3	2	1	34

### 2021-22 (Umpqua Community College)

Opponent	Date	GS	MP	FG	3FG	FT	REB	PF	A	TO	B	S	PTS
College of the Siskiyous	11/29/21	*	25	6-13	1-5	0-0	0-2-2	2	0	1	0	0	13
Treasure Valley	11/20/21	*	20	6-12	3-7	0-0	1-2-3	2	2	1	0	0	15
Yakima Valley	11/21/21	*	21	5-11	2-4	0-0	1-5-6	2	1	1	1	0	12
Rexburg	11/22/21	*	22	8-13	2-4	2-3	0-4-4	3	0	2	0	1	20
Corban	12/01/21						DNP						
Oregon Club	12/04/21						DNP						
Pacific JV	12/08/21						DNP						
vs. North Idaho	12/16/21	*	34	10-20	4-9	5-7	5-5-10	4	1	2	0	0	29
vs. Everett	12/17/21	*	40	11-21	1-4	8-8	1-8-9	1	0	2	0	0	31
vs. Pierce							DNP						
Clackamas	01/17/22	*	37	12-16	2-3	9-11	0-6-6	4	0	1	0	0	35
at Lane	01/19/22	*	36	6-17	1-4	7-7	2-5-7	3	2	0	1	2	20
Southwest Oregon	01/26/22	*	37	9-17	3-5	1-2	1-8-9	2	3	2	0	1	22
at Mt Hood	01/29/22	*	39	7-19	0-5	3-6	0-7-7	3	3	6	0	0	17
Chemeketa	02/02/22						DNP						
at Portland	02/05/22	*	38	11-18	2-8	8-8	1-5-6	4	2	1	0	0	32
at Linn-Benton	02/09/22	*	28	8-11	2-4	5-5	0-7-7	3	1	1	0	4	23
Clark	02/12/22	*	36	10-21	3-10	3-3	3-5-8	1	2	2	0	2	26
Lane	02/16/22	*	29	6-14	1-2	1-1	0-1-1	2	0	0	0	1	14
at Clackamas	02/21/22	*	40	11-26	1-8	4-5	7-9-16	1	5	5	1	2	27
at Southwestern Oregon	02/23/22	*	45	7-15	2-5	11-11	1-8-9	4	0	0	1	0	27
Mt Hood	02/26/22	*	39	9-18	1-6	7-7	1-12-13	2	5	5	0	4	26
at Chemeketa	03/02/22	*	38	15-23	2-5	1-1	4-8-12	4	3	3	1	0	33
Portland	03/05/22	*	28	8-14	1-5	0-0	0-5-5	2	1	1	0	1	17
Linn-Benton	03/09/22	*	39	13-17	5-8	3-4	0-7-7	4	3	3	0	0	34
at Clark	03/12/22	*	40	10-22	4-10	0-0	4-5-9	1	1	1	3	1	24
vs. Bellevue	03/17/22	*	40	9-19	0-4	7-9	2-7-9	4	0	0	0	0	25

### CAREER HIGHS

Points	35 vs. Clackamas - 01/17/22
Offensive Rebounds	7 at Clackamas - 02/21/22
Defensive Rebounds	12 vs. Mt Hood - 02/26/22
Rebounds	16 at Clackamas - 02/21/22
Assists	5 (2x) last vs. Mt Hood - 02/26/22
Steals	4 (3x) last vs. Mt Hood - 02/26/22
Blocks	3 at Clark - 03/12/22
Field Goals Made	15 at Chemeketa - 03/02/22
Field Goal Attempts	26 at Clackamas - 02/21/22
3-Point Field Goals Made	5 vs. Linn-Benton - 03/09/22
3-Point Field Goal Attempts	10 (2x) last at Clark - 03/12/22
Free Throws Made	11 at Southwestern Oregon - 02/23/22
Free Throw Attempts	11 (2x) last at Southwestern Oregon - 02/23/22
Minutes Played	45 at Southwestern Oregon - 02/23/22

### CAREER STATISTICS

YEAR	GP-GS	MPG	FG-FGA	PCT	3FG-A	PCT	FT-FTA	PCT	OFF-DEF-REB	AVG	PF-D	A	AVG	TO	BLK	AVG	STL	AVG	PTS	AVG
2020-21*	17-16	24.1	108-190	.568	26-68	.382	40-48	.833	23-70-93	5.5	34-1	18	1.1	18	5	0.3	12	0.7	282	16.6
2021-22*	22-22	34.1	197-377	.523	43-125	.344	85-98	.867	34-131-165	7.5	58-0	26	1.2	40	8	0.4	19	0.9	522	23.7
TOTAL	39-38	29.8	305-567	.538	69-193	.358	125-146	.856	57-201-258	6.6	92-1	44	1.1	58	13	0.3	31	0.8	804	20.6

\* Umpqua Community College



# FOUSSEYNI TRAORE

SOPHOMORE • FORWARD

6-6 • 240

BAMAKO, MALI

WASATCH ACADEMY

## #45

### HISTORY OF #45

Von Alleman	1981-83
Shawn Bradley	1990-91
Jay Cheesman	1973-77
Larry Cheesman	1976-78
Dee Denzer	1963-64
Hal Jensen	1955-57
Lloyd Johnson	1960-62
Troy Jones	1972-76
John Lloyd	1989-90
Gary Miles	1956-59
Graham Pingree	2013-14
Jonathan Tavernari	2006-10

2021-22 West Coast Conference All-Freshman Team  
Hawaiian Airlines Diamond Head Classic All-Tournament Team

### FRESHMAN (2021-22)

- Appeared in 33 games including 21 starts
- 280 rebounds are the most by a freshman in program history
- 93 offensive rebounds are tied for the most by a freshman and tied for the second-most by any player in program history in a single season
- Nine double-doubles are tied for the second-most by a freshman
- 42 blocks are the third-most by a freshman in program history
- Shot 58.9 percent from the field, the fourth-highest in a single season in program history (min. 100 FG made)
- Freshman record 19 rebounds against Pepperdine

### BEFORE BYU

- Prepped at Wasatch Academy
- Represented Mali at FIBA U16 African Championships and FIBA U19 World Cup

### CAREER HIGHS

Points	25 vs. Pepperdine - 02/26/22
1st Half Points	11 vs. Liberty - 12/25/21
2nd Half Points	16 vs. Pepperdine - 02/26/22
Offensive Rebounds	6 vs. Loyola Marymount - 03/04/22
Defensive Rebounds	14 vs. Pepperdine - 02/26/22
Rebounds	19 vs. Pepperdine - 02/26/22
Assists	4 vs. Portland - 01/22/22
Steals	3 vs. Gonzaga - 02/5/22
Blocks	4 at Loyola Marymount - 02/10/22
Field Goals Made	9 vs. Pepperdine - 02/26/22
Field Goal Attempts	11 (4x) last vs. Washington State - 03/23/22
3-Point Field Goals Made	1 vs. Texas Southern - 11/24/21
3-Point Field Goal Attempts	2 vs. Texas Southern - 11/24/21
Free Throws Made	8 vs. Utah State - 12/08/21
Free Throw Attempts	9 vs. Pepperdine - 02/26/22
Minutes Played	37 at Loyola Marymount - 02/10/22

### PERSONAL

- Parents are Lamine and Kadiatou
- Founder of the Fouss Foundation
- Speaks three languages: French, English and Bambara

### 2021-22

Opponent	Date	GS	MP	FG	3FG	FT	REB	PF	A	TO	B	S	PTS
Cleveland State	11/09/21		24	2-4	0-1	1-2	2-6-8	2	0	1	3	0	5
San Diego State	11/12/21		27	4-6	0-0	1-1	5-3-8	3	2	0	0	0	9
vs. Oregon	11/16/21		19	5-6	0-1	0-0	1-5-6	3	0	2	2	0	10
Central Methodist	11/20/21						DNP						
Texas Southern	11/24/21		18	5-7	1-2	2-5	4-2-6	2	1	0	2	0	13
at Utah	11/27/21		19	1-7	0-0	0-0	2-5-7	0	0	0	0	0	2
at Utah Valley	12/01/21		19	0-4	0-1	2-2	1-3-4	1	0	0	2	0	2
at Missouri State	12/04/21		18	2-3	0-0	00	1-4-5	1	1	1	1	1	4
Utah State	12/08/21		17	3-4	0-0	8-8	0-4-4	2	0	1	0	1	14
vs. Creighton	12/11/21		18	2-6	0-0	0-0	4-3-7	0	1	0	3	0	4
at Weber State	12/18/21		11	1-4	0-0	0-0	1-5-6	3	0	0	0	0	2
vs. South Florida	12/22/21		23	4-7	0-0	3-6	4-5-9	1	2	0	0	0	11
vs. Vanderbilt	12/23/21		25	2-5	0-0	5-6	5-10-15	1	0	2	2	1	9
vs. Liberty	12/25/21	*	28	6-7	0-0	7-8	5-8-13	3	1	1	1	1	19
Westminster	12/29/21	*	21	2-5	0-0	0-0	2-3-5	0	1	1	2	0	4
Pacific	01/06/22	*	26	4-5	0-0	4-4	4-7-11	0	2	2	3	0	12
Saint Mary's	01/08/22	*	25	3-8	0-0	3-4	4-7-11	3	0	3	1	1	9
at Gonzaga	01/13/22	*	22	4-7	0-1	0-0	4-3-7	1	0	1	1	0	8
at San Francisco	01/15/22	*	30	4-8	0-1	1-2	4-5-9	4	1	0	2	1	9
San Diego	01/20/22	*	31	6-8	0-0	2-4	4-7-11	0	0	2	2	1	14
Portland	01/22/22	*	28	6-6	0-0	1-1	1-9-10	4	4	1	1	0	13
at Santa Clara	01/27/22	*	26	4-6	0-0	2-2	4-11-15	3	1	5	0	0	10
at Pacific	01/29/22	*	27	1-4	0-0	1-2	3-4-7	1	1	2	0	1	3
San Francisco	02/03/22	*	19	0-1	0-0	1-2	2-3-5	1	2	2	0	1	1
Gonzaga	02/05/22	*	21	3-7	0-1	0-0	1-6-7	2	0	1	0	3	6
at Loyola Marymount	02/10/22	*	37	8-11	0-0	3-3	4-8-12	1	0	2	4	1	19
at Pepperdine	02/12/22						DNP						
at Saint Mary's	02/19/22	*	25	2-6	0-0	0-1	3-2-5	3	0	5	1	2	3
Loyola Marymount	02/24/22	*	22	6-11	0-0	0-0	0-2-2	2	1	3	1	0	12
Pepperdine	02/26/22	*	28	9-10	0-0	7-9	5-14-19	1	3	2	2	0	25
vs. Loyola Marymount	03/04/22	*	22	6-8	0-0	3-4	6-5-11	2	2	1	1	1	15
vs. San Francisco	03/05/22	*	34	6-11	0-0	4-5	1-11-12	4	0	3	1	2	16
Long Beach State	03/16/22	*	23	5-6	0-0	1-2	1-6-7	3	3	1	3	0	11
Northern Iowa	03/19/22	*	17	2-5	0-0	0-0	2-5-7	1	1	1	0	0	4
Washington State	03/23/22	*	30	8-11	0-0	2-3	3-6-9	2	1	2	2	0	18

### CAREER STATISTICS

YEAR	GP-GS	MPG	FG-FGA	PCT	3FG-A	PCT	FT-FTA	PCT	OFF-DEF-REB	AVG	PF-D	A	AVG	TO	BLK	AVG	STL	AVG	PTS	AVG
2021-22	33-21	23.6	126-214	.589	1-8	.125	64-86	.744	93-187-280	8.5	61-0	30	0.9	49	42	1.3	17	0.5	317	9.6
TOTAL	33-21	23.6	126-214	.589	1-8	.125	64-86	.744	93-187-280	8.5	61-0	30	0.9	49	42	1.3	17	0.5	317	9.6

### CONFERENCE CAREER STATISTICS

YEAR	GP-GS	MPG	FG-FGA	PCT	3FG-A	PCT	FT-FTA	PCT	OFF-DEF-REB	AVG	PF-D	A	AVG	TO	BLK	AVG	STL	AVG	PTS	AVG
2021-22	14-14	26.4	60-98	.612	0-3	.000	25-34	.735	43-88-131	9.4	26-0	15	1.1	31	18	1.3	10	0.7	145	10.4
TOTAL	14-14	26.4	60-98	.612	0-3	.000	25-34	.735	53-88-131	9.4	26-0	15	1.1	31	18	1.3	10	0.7	145	10.4



# BRAEDEN MOORE

FRESHMAN • FORWARD

6-9 • 210

NASHVILLE, TENNESSEE

DONDA ACADEMY

## #12

### HISTORY OF #12

Mike Berning	1973-74
Joe-Bob Cowser	1952-53
Brian Dignan	1996-99
Bud Eggertsen	1939-40
Mike Girardi	1983-84
Alan Hamson	2015-16
Jamo Laitinen	1974-75
Logan Magnusson	2009-11
Eric Mika	2013-14, 2016-17
Shawn Opunui	2001-02
Marc Roberts	1999-00, 02-04
Elwood Romney	1929-33
Jerry Romney	1949-52
Josh Sharp	2011-15
Scott Sonnenberg	1996-97
Joe Weight	1945-49

### BEFORE BYU

- Scored over 2,000 points in high school career
- Three-star recruit by 247Sports and Rivals
- No. 61 power forward in the nation according to 247Sports Composite
- Played senior season at Kanye West's Donda Academy in Simi Valley, Calif.
- Tennessee Mr. Basketball Finalist as a junior after averaging 18.5 points per game and leading Christ Presbyterian Academy to the Division II-A championship game
- Averaged 15.1 points and 7.1 rebounds per contest as a sophomore, shooting 56.0 percent from the field and 38.0 percent from 3-point range
- Recruited by Wisconsin, Nebraska, Notre Dame, Kansas, Rutgers and Memphis

### PERSONAL

- Father, Matt, played college basketball at Point Loma
- Mother, Nicole, was a collegiate swimmer at Pepperdine
- Has two siblings
- Loves Stars Wars, Marvel, war movies and crime shows
- Been on the cover of Slam Magazine
- Evangelical Christian
- Been on multiple mission trips to Haiti



# TANNER TOOLSON

FRESHMAN • GUARD

6-5 • 185

VANCOUVER, WASHINGTON

UNION HIGH SCHOOL

## #13

### HISTORY OF #13

Austin Ainge	2002-07
Alex Barcello	2019-22
Kajon Brown	2017
Kent Durrant	1948-51
Andrew Johnston	2013-14
Tom Karren	1951-54
Colby Leifson	2016-17
Robert Orr	1940-43
Dane Runia	2001-02
Andy Toolson	1984-85, 87-90
Ron Turner	1954-55
Michael Vranes	1996-01
Vern Whatcott	1948-50
Brock Zylstra	2006-07, 09-13

### BEFORE BYU

- Played at Union High School.
- 2020 Washington Interscholastic Basketball Coaches Association Mr. Basketball
- Averaged 23.0 points, 8.5 rebounds and 3.0 assists per game in 2019-20 leading Union to a perfect regular season record and third-place finish at the state 4A tournament
- Also broke school records for points, 3-pointers, assists, steals, field goals and wins as a senior
- All-4A Greater St. Helens League First Team honors as a junior

### PERSONAL

- Father, Andy, ranks 22nd on the all-time scoring list with 1,388 points
- Sister, Taryn, swam for the Cougars (2009-13)
- Cousin, Jake, played for the Cougars (2014-16, 2019-20)
- Has five siblings
- Served a mission for the Church of Jesus Christ of Latter-Day Saints in Jacksonville, Florida
- Enjoys playing the piano and guitar



# RICHIE SAUNDERS

FRESHMAN • FORWARD

6-5 • 200

RIVERTON, UTAH

WASATCH ACADEMY

## #15

### BEFORE BYU

- Played final two seasons at Wasatch Academy with current teammate and roommate Fousseyni Traore
- Three-star recruit by 247Sports and Rivals
- Rated as No. 45 shooting guard in Class of 2020 by 247Sports Composite
- Averaged 14.6 points, 5.3 rebounds, 2.3 assists and 1.9 steals per game as a senior
- Utah 6A First Team All-State as a sophomore at Riverton High School where he averaged 18.8 points per game
- Recruited by Creighton, Stanford, Utah State and Oklahoma

### PERSONAL

- Son of Lisa and Rich Saunders
- Father, Rich, played basketball at UC Davis
- Served a mission for The Church of Jesus Christ of Latter-day Saints from 2020-22 in Seattle, Washington
- Has four older sisters
- Enjoys playing the piano, riding a unicycle and playing ping pong
- Runs a duck feeding business at Gardner Village
- Ran a lawn cutting business from ages 8 to 17

### HISTORY OF #15

John Allen	1999-00, 02-03
James Anderson	2007-11
Payton Dastrup	2016-18
Mike Dresser	2003-04
Bob Foutin	1943-44
Lex Gardner	1939-40
Ralph Greenhalgh	1944-46, 48-49
Dale Hunt	1940-42
Boyd Jarman	1950-53
Fernando Malaman	2005-07
Cameron Pearson	2018-21
Dave Sedgwick	1993-94
Jake Toolson	2014-15
Bryon Toone	1949-50
Mekeli Wesley	1997-01



# TANNER HAYHURST

FRESHMAN • GUARD

6-6 • 210

EAGLE, IDAHO

EAGLE HIGH SCHOOL

## #24

### BEFORE BYU

- Prepped at Eagle High School
- As a senior in 2019-20, he earned all-state honors after averaging 22.0 points, 7.7 rebound and 2.9 assists per game
- Led Idaho 5A classification in scoring as a junior, scoring 18.0 points per games to go along with 6.1 rebounds and 1.7 assists per contest
- All-SIC First Team honors as a junior after leading the Eagles to their first postseason appearance in seven years
- Four-year letterwinner
- Played AAU with Hayward Tar Heels and Oakland Soldiers
- Recruited by Utah Valley, Utah State, Idaho, Idaho State

### PERSONAL

- Father, Scott played basketball at Weber State
- Brother, Austin, played at Salt Lake Community College
- Served a mission for The Church of Jesus Christ of Latter-Day Saints from 2020-22 in Baton Rouge, La.
- Eagle Scout

### HISTORY OF #24

Greg Ballif	1977-82
Dave Barber	1959-60
Frank Bartley IV	2013-15
Gary Batiste	1974-75
Grant Berges	1993-97
McKay Cannon	2017-19
Jeff Chatman	1984-88
Larry Crowley	1957-58, 59-61
Ryan Cuff	1992-93
Paul Drecksel	1982-84, 86-88
Davin Guinn	2015-17
Damarcus Harrison	2011-12
Ken James	1964-67
Robert Jones	1990-92
Sean Kelly	1997-98
Steve Kelly	1968-71
Seneca Knight	2021-22
Terrell Lyday	1999-01
Ben Murdock	2006-08
Gifford Nielsen	2001-02
Doug Richards	1970-74
Evan Troy	2017-20
Mel Wilkes	1955-58



# DALLIN HALL

FRESHMAN • GUARD

6-4 • 200

PLAIN CITY, UTAH

FREMONT HIGH SCHOOL

## #30

### HISTORY OF #30

Harry Anderson	1954-57
Tyrone Brown	1996-97
Lee Cummard	2005-09
Jerry Dahlman	1961-63
Gary Earnest	1958-61
John Hatch	1967-68
TJ Haws	2016-20
Craig Lewis	1987-88
Mike May	1976-79
Bill Ruffner	1963-66

### BEFORE BYU

- Prepped at Fremont High School
- Three-star recruit by 247Sports
- Rated as No. 67 point guard in Class of 2020 by 247Sports Composite
- Utah Gatorade Player of the Year as a senior after averaging 22.9 points, 7.8 rebounds and 6.8 assists per game and leading Fremont the Utah 6A State Championship
- Earned All-Area MVP and first team all-state honors as a junior where he averaged 21.5 points per game, shooting 41.0 percent from 3-point range
- Recruited by Oregon State, Utah, Utah State and Saint Mary's

### PERSONAL

- Mom, Nicole, was a high jumper at Weber State
- Dad, Ken, played basketball at Salt Lake Community College
- Brother, Hayden, plays football at Weber State.
- Served a mission for The Church of Jesus Christ of Latter-day Saints in Fresno, California
- Fan of Lord of the Rings and Star Wars



# JARED MCGREGOR

R-FRESHMAN • GUARD

6-3 • 180

SARATOGA SPRINGS, UTAH

WESTLAKE HIGH SCHOOL

## #51

### HISTORY OF #51

David Anderson	1996-97
Gavin Baxter	2018-22
Chuck Tebbs	1962-63

### BEFORE BYU

- Served as a manager for the Cougars during the 2021-22 season
- Prepped at Westlaked High School
- Second team all-region as a senior
- Played in Utah 6A All-Star game
- Also recruited by Colorado Mesa

### PERSONAL

- Son of Kathy and the late Mark McGregor
- Father, Mark, was an All-American swimmer at BYU
- Served a mission for the Church of Jesus Christ of Latter-Day Saints in Spokane, Washington
- Has travel to China (2x), Australia and Mali for basketball



# HAO DONG

FRESHMAN • FORWARD

6-6 • 210

BEIJING, CHINA

RSL ACADEMY

## #55

### HISTORY OF #55

Rafael Araujo	2002-04
Bill Blumenthal	1961-64
Casey Brown	2021-22
Jay Bunker	1970-73
Bret Jepsen	1993-94, 96-99
Craig Raymond	1964-67

### BEFORE BYU

- Spent the 2021-22 season at RSL Academy in Herrmian
- Leading scorer including a 25-point performance against Western Wyoming
- Played for the Real Betis 2 from 2018-21 in Liga EBA
- Averaged 10.5 points and 4.3 rebounds per game in 12 appearances in 2020-21

### PERSONAL

- Son of He Yan
- Speaks three languages







# MARK POPE

HEAD COACH  
4TH YEAR AT BYU  
KENTUCKY '96

Mark Pope enters his fourth season as the head coach of BYU men's basketball having led the Cougars to a pair of postseason appearances in his first three seasons.

Pope is 68-26 including a 39-6 record at the Marriott Center since being named the 19th head coach in program history on April 10, 2019. He is one of four coaches in program history to win 20 or more games in their first three seasons at the helm.

In 2021-22, he led the Cougars to a 24-11 record and No. 2 seed in the NIT, where they made a run to the quarterfinals with wins over Long Beach State and Northern Iowa. In a win over San Diego on January 20, 2022, Pope became the fastest coach in program history to win 60 games.

In his second season in Provo, BYU returned to the NCAA Tournament for the first time since 2015 led by AP All-American Alex Barcello. The Cougars finished

the season at 20-7 and earned a No. 6 seed, their highest seed in March Madness since 2011.

The Cougars possessed one of the top offenses in the nation in 2019-20 as they were 24-8 including a 14-1 record at home before the NCAA Tournament was canceled due to the COVID-19 pandemic. In his first season in Provo, BYU defeated No. 2 Gonzaga 91-78 on Senior Night to go along with wins over UCLA and Virginia Tech at the Maui Invitational.

They ranked first in 3-point field goal percentage while ranking in the Top 10 nationally in five other categories.

In four years at Utah Valley, Pope's Wolverine teams made improvements each season, going from 12 wins in 2015-16 to 25 victories in 2018-19. He also led Utah Valley to three-straight postseason appearances (2017, 2018, 2019) and back-to-back 20-win seasons (2017-18, 2018-19) — both are Wolverine records.

The 2018-19 season was highlighted by a program-record 25 wins and an 11-4 non-conference record, the best non-league record in UVU history. His team finished 14-1 at home and owned a 22-game home win streak — also a Wolverine record and the second-longest streak in the country at the time. In addition to the team success, Pope coached the Western Athletic Conference Player of the Year

and Freshman of the Year.

Pope's 2017-18 campaign finished with a 23-11 record, including the best home mark in school history of 16-1. The season began with what was known as the #Toughest24 as Pope and the Wolverines opened on the road at No. 4 Kentucky and No. 1 Duke on consecutive nights. That season ended with a trip to the quarterfinals of the College Basketball Invitational.

In 2016-17, Pope led Utah Valley to 17 wins and a trip to the CBI. The Wolverines won a pair of road games — the school's first-ever postseason victories — to reach the semifinals of the CBI.

While on Dave Rose's staff at BYU from 2011-15, Pope helped the Cougars to four-straight 20-win seasons and four-straight postseason appearances — including three bids to the NCAA Tournament and trip to the semifinals of the 2013 NIT. Prior to coaching at BYU, Pope was director of basketball operations for Mark Fox at Georgia in 2009-10 and an assistant under Jeff Bzdelik at Wake Forest in 2010-11.

A 6-foot-10 post player, Pope helped Kentucky claim the 1996 NCAA National Championship and enjoyed a nine-year professional career that included seven seasons in the NBA and two in Turkey. Pope was



# HEAD COACH MARK POPE

@BYUMBB

drafted in the second round of the 1996 NBA Draft by the Indiana Pacers. Following the draft, Pope played his first season as a professional in Turkey for Efes Pilsen. He then played two seasons for the Indiana Pacers under head coach Larry Bird and helped the Pacers to the 1998 Eastern Conference Finals.

In 1999-00, Pope split time between the La Crosse Bobcats of the CBA and Ulkerspor in Turkey. He returned to the NBA the next season, playing for the Milwaukee Bucks under head coach George Karl. In 2000-01, he started 45 games and helped the Bucks reach the Eastern Conference Finals. After two seasons with the Bucks, Pope spent the 2002-03 season on injured reserve with the New York Knicks. He concluded his NBA career playing two seasons with the Denver Nuggets from 2003-05.

Pope began his collegiate career playing at Washington. As a freshman in 1991-92, he earned Pac-10 Freshman of the Year honors after setting a Washington freshman single-season record with 8.1 rebounds per game. He earned All-Academic honors

from the Pac-10 as a sophomore in 1992-93. Following his sophomore season, Pope transferred to Kentucky where he played for Rick Pitino. After redshirting in 1993-94, Pope helped the Wildcats win back-to-back SEC titles, advance to the NCAA Elite Eight in 1995 and win the NCAA National Championship in 1996. He averaged 7.6 points and 5.2 rebounds and was a team captain during Kentucky's championship season. Pope earned Academic All-SEC honors in 1995 and graduated from Kentucky with a degree in English in 1996.

Before joining the basketball staff at Georgia, Pope completed two years of medical school at Columbia University in New York. He did much of his pre-med course work while playing in the NBA. Pope and his wife Lee Anne have four daughters: Ella, Avery, Layla and Shay. Lee Anne worked at ESPN before serving as David Letterman's personal assistant for four years.



## POPE'S DIVISION I HEAD COACHING RECORD

Season	School	Overall	Pct.	Home	Pct.	Away	Pct.	Neutral	Pct.	Conf.	Pct.	Conf. Tourney	Postseason
2015-16	Utah Valley	12-18	.400	7-8	.467	5-9	.357	0-1	.000	6-8	.429	0-1	N/A
2016-17	Utah Valley	17-17	.500	8-5	.615	8-11	.421	1-1	.500	6-8	.429	1-1	2-1 CBI
2017-18	Utah Valley	23-11	.676	16-1	.941	6-9	.400	1-1	.500	10-4	.714	1-1	1-1 CBI
2018-19	Utah Valley	25-10	.714	14-1	.933	8-8	.500	3-1	.750	12-4	.750	1-1	1-1 CBI
2019-20	BYU	24-8	.750	14-1	.933	6-5	.545	4-2	.667	13-3	.813	0-1	0-0*
2020-21	BYU	20-7	.741	11-2	.846	8-3	.727	1-2	.333	10-3	.769	1-1	0-1 NCAA
2021-22	BYU	24-11	.686	14-3	.824	6-5	.545	4-3	.571	9-6	.600	1-1	2-1 NIT
	<b>at BYU</b>	<b>68-26</b>	<b>.723</b>	<b>39-6</b>	<b>.867</b>	<b>20-13</b>	<b>.606</b>	<b>10-7</b>	<b>.588</b>	<b>32-12</b>	<b>.727</b>	<b>2-3</b>	<b>2-2</b>
	<b>Total</b>	<b>145-82</b>	<b>.639</b>	<b>84-21</b>	<b>.778</b>	<b>47-50</b>	<b>.485</b>	<b>14-11</b>	<b>.560</b>	<b>66-36</b>	<b>.647</b>	<b>5-7</b>	<b>6-5</b>





# CODY FUEGER

ASSISTANT COACH  
4TH SEASON  
UTAH '06

## CAREER HIGHLIGHTS

- Instrumental in helping Alex Barcello earn All-WCC First Team accolades as a junior and senior
- Under Fueger's guidance, Barcello finished his three-year career 25th on the all-time scoring list while ranking 2nd in career 3-point percentage and effective field goal percentage
- In 2020-21, helped the Cougars return the NCAA Tournament for the first time since 2015 with Barcello earning AP All-American Honorable Mention honors
- In his first season at BYU, helped the Cougars to a 24-8 record and a final national ranking of No. 18/16 in 2019-20
- Helped three Cougars earn All-WCC First Team honors in 2019-20
- In 2019-20, helped BYU finish the season ranked No. 1 in 3-point field goal percentage, No. 2 in assist/turnover ratio, No. 3 in field goal percentage, No. 4 in 3-point field goals per game and No. 5 in assists per game
- In the BYU record book, the 2019-20 Cougar offense finished 1st all-time in 3-point field goals made and 3-point field goals per game, 1st in assists to turnover ratio, 1st in effective field goal percentage, 5th in 3-point field goal percentage, 6th in scoring margin and field goal percentage and 7th in assists per game
- Helped BYU improve its 3-point percentage from 33.0 in 2018-19 to 42.2 in 2019-20
- Helped Utah Valley improve from 12 wins in 2015-16 to a program-record 25 in 2018-19
- Helped Utah Valley to back-to-back 20-win seasons in 2017-18 and 2018-19 and three-straight postseason appearances (2017, 2018, 2019)
- While on the staff at Utah Valley, the Wolverines rewrote the top four spots in scoring average in the school record book, including a record 78.1 points per game in 2017-18 and also claimed four of the top five spots for 3-point field goals made while setting the record with 300 in 2016-17
- As Director of Operations at BYU, helped the Cougars to back-to-back NCAA tournament appearances and 23 wins in 2013-14 and 25 in 2014-15
- Has worked for the Utah Jazz during the summers of 2014 and 2017 to help run the organization's pre-draft workouts and free agent mini-camps
- Worked for some of the best coaches in the history of college basketball in the state of Utah in Dave Rose at BYU, Rick Majerus at Utah and Stew Morrill at Utah State

## COACHING EXPERIENCE

- BYU assistant coach (2019-present)
- Utah Valley assistant coach (2015-19)
- BYU director of basketball operations (2013-15)
- Utah State director of basketball operations (2012-13)
- UC Riverside director of basketball operations (2011-12)
- Louisiana Tech director of basketball operations (2007-11)
- Utah video coordinator and student assistant (2002-07)

## EDUCATION

- Utah (2006, Bachelor's in economics)
- Utah (2007, Master's in parks, recreation and tourism-sports management)

## FAMILY

- Wife: Danielle
- Children: Isabella, Andrew and Ana





# NICK ROBINSON

ASSISTANT COACH  
4TH SEASON  
STANFORD '05

## CAREER HIGHLIGHTS

- Along with his coaching duties, Robinson is also in charge of scheduling non-conference games for the Cougars
- During his three seasons as an assistant at BYU, helped Cougars to a 68-26 record including the program's 15th NIT appearance in 2021-22.
- Even with season ending injuries to its top two returning post players in 2021-22, BYU ranked in the Top 10 in the nation in total rebounds and defensive rebounds per game. They also ranked 15th in rebound margin and 21st in rebounds per game.
- Fousseyni Traore was named to the All-WCC Freshman team after breaking the freshman program record for rebounds and offensive rebounds.
- In 2020-21, helped the Cougars return to The Big Dance for the first time since 2015.
- In 2019-20, helped BYU finish the season ranked No. 1 in 3-point field goal percentage, No. 2 in assist/turnover ratio, No. 3 in field goal percentage, No. 4 in 3-point field goals per game and No. 5 in assists per game
- Helped Seattle to back-to-back winning seasons (2017-18 and 2018-19) for the first time since the 1968-69 and 1969-70 seasons
- Seattle also earned back-to-back postseason bids during Robinson's tenure
- As head coach at Southern Utah from 2012-16, Robinson's student-athletes earned two All-Big Sky selections, 20 Big Sky Academic All-Conference honors, five NABC Honors Court selections and one NABC Academic Excellence Team Award (2012-13)
- While at Stanford from 2006-08, contributed to the development of three future NBA players and assisted the team as the Cardinal reached the NCAA tournament in 2007 and 2008
- Helped William Jewell defeat the No. 1 team in the first round of the 2009 NAIA Division I Tournament

## COACHING EXPERIENCE

- BYU assistant coach (2019-present)
- Seattle assistant coach (2017-19)
- Southern Utah head coach (2012-16)
- LSU assistant coach (2011-12)
- LSU director of basketball operations (2010-11)
- LSU executive assistant to the head coach (2009-10)
- William Jewell assistant coach (2008-09)
- Stanford assistant coach (2006-08)
- Stanford director of basketball operations (2006)

## PLAYING CAREER

- Robinson played his college basketball at Stanford from 2001-05, where he helped the Cardinal to a 92-34 record in four seasons
- Helped the Cardinal make four trips to the NCAA Tournament, win Pac-10 regular season and tournament championships and earn a No. 1 national ranking during the 2003-04 season
- Served as team captain during his junior and senior seasons
- On Feb. 7, 2004, hit one of the most memorable shots in Stanford basketball history – with the No. 2 ranked Cardinal tied with No. 12 Arizona, Robinson collected a loose ball, raced down the floor and hit a running 30-footer for the win

## EDUCATION

- Stanford (2005, Master's in sociology)
- Stanford (2005, Bachelor's in political science)

## FAMILY

- Wife: Meagan
- Children: Annie, Tate, Toby and Elsie
- Served a mission for The Church of Jesus Christ of Latter-day Saints in Brazil





# KAHIL FENNELL

ASSISTANT COACH  
1ST SEASON  
REDLANDS '04

## CAREER HIGHLIGHTS

- During his four seasons at Louisville, U of L achieved a combined record of 70-47
- Elevated to assistant coach in April 2021 after spending the previous three seasons as director of operations
- The Cardinals went 8-5 in ACC play in 2020-21, marking the 15th straight season with eight or more conference wins
- 2019-20 marked UofL's 18th consecutive season with 20 or more wins after finishing the season at 24-7
- UofL tied for second in the ACC in 2019-20 while posting a 24-7 overall record in the COVID-19 shortened season
- In 2018-19, the Cardinals advanced to the NCAA Tournament after going 20-14 against the nation's fourth-toughest schedule
- Spent one season at Portland State, helping the Vikings to a 20-14 record, their most in over 10 years
- The Vikings also won a program record 10 road games earning a berth in the CollegeInsider.com postseason tournament
- While at UT Permian Basin from 2015-17, the Falcons were Lone Star Conference regular season and tournament champions in 2016-17
- UTPB won a program record 26 games in 2016-17 while leading the nation in rebounding

## COACHING EXPERIENCE

- BYU Assistant Coach (2022-present)
- Louisville Assistant Coach (2021-22)
- Louisville Director of Operations (2018-21)
- Portland State Assistant Coach (2017-18)
- UT Permian Basin Associate Head Coach (2016-17)
- UT Permian Basin Assistant Coach (2015-16)
- Alameda High School Assistant Coach (2014-15)

## PLAYING CAREER

- Played one season of junior college basketball at Penn State New Kensington, earning Academic All-State honors
- Played three seasons at the University of the Redlands, where he was team captain

## EDUCATION

- Redlands (2004, Bachelor's in history)

## FAMILY

- Wife: Sarah
- Children: Ezra, Koa





# BOBBY HORODYSKI

DIRECTOR OF BASKETBALL OPERATIONS  
4TH SEASON  
CENTRAL FLORIDA '13

## CAREER HIGHLIGHTS

- The 2021-22 season marked the Cougars second straight trip to a postseason tournament as BYU finished 24-11 and earned an appearance in the NIT quarterfinal
- The Cougars had one of the top backcourts in the country in Alex Barcello and Te'Jon Lucas. Barcello earned All-West Coast Conference First Team accolades for the second straight season after leading the team in scoring at 16.8 points per game while Lucas ranked fourth in the WCC in assists per game, 4.5
- In 2020-21, BYU returned to the NCAA Tournament for the first time since 2015. The Cougars finished the season at 20-7 after earning a No. 6 seed in The Big Dance
- Barcello, Matt Haarms and Brandon Averette earned All-WCC accolades. Haarms became the first Cougar to be named the conference's Defensive Player of the Year since they moved into the league in 2010-11
- In his first season at BYU, helped the Cougars to a 24-8 record and a final national ranking of No. 18/16 in 2019-20
- Helped Utah Valley improve from 12 wins in 2015-16 to a program-record 25 in 2018-19
- Helped Utah Valley to back-to-back 20-win seasons in 2017-18 and 2018-19 and three-straight postseason appearances

## RESPONSIBILITIES

- Coordinate team travel
- Assist with scheduling games
- Camp director
- Academic liaison

## COACHING EXPERIENCE

- BYU Director of Basketball Operations (2019-present)
- Utah Valley Director of Basketball Operations (2015-2019)
- Wyoming Graduate Assistant (2013-2015)

## PLAYING CAREER

- Played his junior and senior seasons at University of Central Florida (2011-13)
- Was a team captain as a senior
- Was a manager at UCF in 2010-11
- Played his freshman season at Marshall in 2009-10

## EDUCATION

- Wyoming (2015, Master's in Communications)
- University of Central Florida (2013, Bachelor's in Finance)

## PERSONAL/FAMILY

- Married to Dr. Laura Ann Zdziarski-Horodyski





# KEEGAN BROWN

DIRECTOR OF VIDEO AND ANALYTICS STRATEGY  
3RD SEASON  
BYU, 2017

## CAREER HIGHLIGHTS

- Helped the Cougars return to their first NCAA Tournament in over six years in 2021
- The 2020-21 team ranked in the Top 3 in the WCC in 18 different statistical categories
- 2019-20 finished 13th in the nation according to KenPo, the program's highest ranking since the 2011-12 season

## RESPONSIBILITIES

- Breaks down all game, practice and recruiting film using SportsCode
- Manages all third-party relationships that directly affect basketball performance

## EXPERIENCE

- Director of Basketball Operations at the Sports Law Group
- Scout for NetScout
- Scout for Hoop Brothers

## EDUCATION

- BYU (2017, Bachelor's in Business Management with Marketing emphasis)
- Central Florida (2019, Master's in Sports Business Management)

## PERSONAL/FAMILY

- Married to Laura Brown
- Two sons





# ROB RAMOS

ATHLETIC TRAINER  
20TH SEASON  
BYU '95

### RESPONSIBILITIES

- Head athletic trainer for men's basketball, men's golf and men's tennis

### PROFESSIONAL EXPERIENCE

- BYU Assistant Director of Sports Medicine (2010-present)
- BYU Assistant Athletic Trainer (2002-10)
- 2002 Olympics Athletic Trainer
- Utah Valley State College Head Athletic Trainer (1999-2002)
- Physical & Sports Therapy (1998-99)
- San Francisco 49ers Athletic Training Intern (1995)

### EDUCATION

- BYU (1998, Master's)
- BYU (1995, Bachelor's in athletic training)

### PERSONAL/FAMILY

- Married to the former Jennifer Gardine, together they have four children and two grandchildren
- Hometown: Willits, California



# ERICK SCHORK

STRENGTH AND CONDITIONING COACH  
7TH SEASON  
SPRINGFIELD COLLEGE '95

### RESPONSIBILITIES

- Oversee the strength and conditioning program for BYU men's basketball

### PROFESSIONAL EXPERIENCE

- BYU Strength and Conditioning Coach (2016-present)
- Saint Louis Assistant Director of Athletics for Sports Performance (2014-16)
- Saint Louis Strength and Conditioning Coach (2007-16)
- Wright State Director of Strength and Conditioning (2003-07)
- Ohio State Assistant Strength and Conditioning Coach (1997-2003)
- Western Michigan Graduate Assistant (1995-97)

- Named a Master Strength and Conditioning Coach by CSCCa in May 2013
- Worked with the Buffalo Bills of the NFL and the Columbus Blue Jackets of the NHL

### PERSONAL/FAMILY

- Wife Amy and son Alex

### CERTIFICATIONS AND OTHER EXPERIENCE

- Member of the National Strength and Conditioning Association
- Member of the Collegiate Strength and Conditioning Coaches Association





# TOM HOLMOE

*Director of Athletics*

Tom Holmoe was named Director of Athletics at Brigham Young University on March 1, 2005. He oversees a nationally recognized program with 21 intercollegiate sports, involving more than 600 student-athletes and a staff of nearly 200 people.

Since Holmoe's appointment, BYU has captured more than 100 conference regular-season or postseason championships, and over 200 student-athletes have earned All-America status. Under his tutelage, both the football and men's basketball teams have enjoyed tremendous success. BYU earned a bowl invitation 13 of 14 years, while the men's basketball program put together a string of 13-consecutive 20-win seasons and has made the postseason all but one year, including an NCAA Sweet-16 run in 2011.

A former Cougar defensive back from 1978-82, Holmoe returned to BYU in July 2001 as Associate Athletics Director for Development. As part of his responsibilities, he supervised the Cougar Club, served as the department's liaison with the LDS Foundation, served on the BYU Alumni Association Board of Directors and worked on the capital campaign to raise funds for the university's new athletic facilities. Holmoe served on the NCAA Division I men's basketball selection committee from 2014-2018.

A native of La Crescenta, California, Holmoe came to BYU on a football scholarship in 1978. He earned first-team All-WAC honors as a senior in 1982 and was selected in the fourth round of the 1983 NFL Draft by the San Francisco 49ers. Over a seven-year NFL career, he played on three Super Bowl championship teams with the 49ers in 1984, 1988 and 1989.

After retiring from professional football, Holmoe returned to BYU to serve as a graduate assistant under LaVell Edwards from 1990-91 and later accepted an offer from Bill Walsh to become the Stanford secondary coach in 1992, where he remained for two seasons. In 1994, he returned to the 49ers as defensive backfield coach for two seasons, where he earned a fourth Super Bowl ring. Two years later Holmoe joined the University of California staff as defensive coordinator and later became the head coach from 1997-2001.

Holmoe graduated from BYU with a degree in Zoology in 1983 and received a master's degree from BYU in Athletic Administration in 1995. He and his wife, Lori, have four children and four grandchildren.



**BRIAN SANTIAGO**  
DEPUTY ATHLETIC DIRECTOR



**LIZ DARGER**  
SENIOR ASSOCIATE AD/SENIOR  
WOMAN ADMINISTRATOR



**DAVID ALMODOVA**  
SENIOR ASSOCIATE AD/  
EXTERNAL OPERATIONS



**DALLAN MOODY**  
SENIOR ASSOCIATE AD/  
FINANCE & STRATEGY



**TREVOR WILSON**  
SENIOR ASSOCIATE AD/  
STUDENT-ATHLETE ECOSYSTEM



**JON MCBRIDE**  
ASSOCIATE AD/COMM &  
MEDIA STRATEGY



**TYSON HUTCHINS**  
ASSOCIATE AD/CREATIVE  
STRATEGY



**CHAD GWILLIAM**  
ASSOCIATE AD/COMPLIANCE



**MATT NIX**  
ASSOCIATE AD/EVENTS &  
FACILITIES



**CASEY STAUFFER**  
ASSOCIATE AD/CORPORATE  
SPONSORSHIPS



**CHAD LEWIS**  
ASSOCIATE AD/DEVELOPMENT



**WHITNEY JOHNSON**  
ASSOCIATE AD/DIVERSITY &  
INCLUSION



**GARY VERON**  
ASSOCIATE AD/STUDENT-  
ATHLETE EXPERIENCE



**BOB SCHIRMER**  
ASSOCIATE AD/FINANCE



**BYU MISSION STATEMENT**

The mission of Brigham Young University — founded, supported, and guided by The Church of Jesus Christ of Latter-day Saints — is to assist individuals in their quest for perfection and eternal life. That assistance should provide a period of intensive learning in a stimulating setting where a commitment to excellence is expected and the full realization of human potential is pursued.

All instruction, programs, and services at BYU, including a wide variety of extracurricular experiences, should make their own contribution toward the balanced development of the total person. Such a broadly prepared individual will not only be capable of meeting personal challenge and change but will also bring strength to others in the tasks of home and family life, social relationships, civic duty, and service to mankind.

To succeed in this mission the university must provide an environment enlightened by living prophets and sustained by those moral virtues which characterize the life and teachings of the Son of God. In that environment these four major educational goals should prevail:

All students at BYU should be taught the truths of the gospel of Jesus Christ. Any education is inadequate which does not emphasize that His is the only name given under heaven whereby mankind can be saved. Certainly all relationships within the BYU community should reflect devout love of God and a loving, genuine concern for the welfare of our neighbor.

Because the gospel encourages the pursuit of all truth, students at BYU should receive a broad university education. The arts, letters, and sciences provide the core of such an education, which will help students think clearly, communicate effectively, understand important ideas in their own cultural tradition as well as that of others, and establish clear standards of intellectual integrity.

In addition to a strong general education, students should also receive instruction in the special fields of their choice. The university cannot provide programs in all possible areas of professional or vocational work, but in those it does provide the preparation must be excellent. Students who graduate from BYU should be capable of competing with the best in their fields.

**BYU'S HISTORY**

The 1875 establishment of the Brigham Young Academy offered an academically stimulating and gospel-oriented education to 29 students. The one-acre school grounds presided over by Karl G. Maeser have since developed into 560 acres and about 300 buildings. The foundation of the University thrives with the four-fold focus of being 1) spiritually strengthening, 2) intellectually enlarging, 3) character building, leading to 4) lifelong learning and service.

Brigham Young University provides an outstanding education in an atmosphere consistent with the standards and principles of its sponsor, The Church of Jesus Christ of Latter-day Saints.

Scholarly research and creative endeavor among both faculty and students, including those in selected graduate programs of real consequence, are essential and will be encouraged.

In meeting these objectives BYU's faculty, staff, students, and administrators should also be anxious to make their service and scholarship available to The Church of Jesus Christ of Latter-day Saints in furthering its work worldwide. In an era of limited enrollments, BYU can continue to expand its influence both by encouraging programs that are central to the Church's purposes and by making its resources available to the Church when called upon to do so.

We believe the earnest pursuit of this institutional mission can have a strong effect on the course of higher education and will greatly enlarge Brigham Young University's influence in a world we wish to improve.



**KEVIN J WORTHEN**  
UNIVERSITY PRESIDENT

Kevin J Worthen began serving as the 13th president of Brigham Young University on May 1, 2014. He previously served as BYU's advancement vice president and as dean of its J. Reuben Clark Law School, where he was the Hugh W. Colton Professor of Law.



**KEITH VORKINK**  
ADVANCEMENT VICE PRESIDENT

Keith Vorkink was appointed on March 17, 2020. He oversees Athletics, Alumni and External Relations, BYU Broadcasting, Philanthropies at BYU and University Communications.



**A TOP-OF-THE-CHARTS EDUCATION**

<i>No. 1</i>	<i>Colleges Worth the Cost</i>	<i>Wall Street Journal</i>
<i>No. 1</i>	<i>Best in the West for student engagement</i>	<i>Wall Street Journal</i>
<i>No. 1</i>	<i>Advertising program in the nation</i>	<i>College Magazine</i>
<i>No. 1</i>	<i>Best Trained Business Graduates</i>	<i>Bloomberg Businessweek</i>
<i>No. 1</i>	<i>Animation bachelor of science program</i>	<i>Animation Career Review</i>
<i>No. 2</i>	<i>Undergraduate accounting program</i>	<i>U.S. News &amp; World Report</i>
<i>No. 3</i>	<i>Producer of foreign-language degrees</i>	<i>Chronicle of Higher Ed</i>
<i>No. 3</i>	<i>Masters of Accounting program</i>	<i>Public Accounting Report</i>
<i>No. 4</i>	<i>Producer of Fulbright U.S. Scholars</i>	<i>Chronicle of Higher Ed</i>
<i>No. 4</i>	<i>Best university for technology transfer</i>	<i>Milken Institute</i>
<i>No. 4</i>	<i>Best College for education majors</i>	<i>Niche</i>
<i>No. 5</i>	<i>Graduates who go on to earn doctorates</i>	<i>National Opinion Research Center</i>
<i>No. 5</i>	<i>Graduates with the least debt</i>	<i>U.S. News &amp; World Report</i>
<i>No. 7</i>	<i>Best value MBA program worldwide</i>	<i>Financial Times</i>
<i>No. 10</i>	<i>Graduate entrepreneurship program</i>	<i>Entrepreneur/Princeton Review</i>
<i>No. 12</i>	<i>Best value school</i>	<i>U.S. News &amp; World Report</i>
<i>No. 12</i>	<i>Best college for nursing</i>	<i>Niche</i>
<i>No. 13</i>	<i>Most employable graduates in the U.S.</i>	<i>Times Higher Education</i>
<i>No. 39</i>	<i>Best Law School</i>	<i>U.S. News &amp; World Report</i>



**DISTINGUISHED FACULTY**

Faculty members hold advanced degrees from universities around the world. Their achievements are compelling and wide-ranging as they pursue consequential research work that is making a real difference. Alleviating hunger worldwide through more efficient agriculture, finding low-pollution energy alternatives and making significant contributions to the strengthening of families are among their many pursuits. Faculty members are regularly called upon to head national and international professional organizations and to consult with corporate and governmental entities. Above all, these high-principled men and women share an unmatched devotion to bringing the best possible education to their students.

**PREPARATION FOR THE FUTURE**

A strong curriculum delivered by outstanding faculty is key to the academic

excellence of BYU graduates. From business management to nursing, from the humanities to engineering, the University's 11 colleges – supported by comprehensive offerings from religious education – continue to be internationally recognized for the quality of their education and the professional preparation they provide. In addition to the challenging course work and hands-on research, numerous programs offer academic and service outreach opportunities. Study abroad centers, distance-learning courses and worldwide performing arts tours are a few of the offerings that enrich BYU's academic experience.



BYU is in Provo, Utah, a city of approximately 118,000 located 45 miles south of Salt Lake City and 4,560 feet above sea level at the western base of the Wasatch Mountains. Provo sits in the Utah Valley, which offers a beautiful setting with 23-mile-long Utah Lake on the west and 11,750-foot Mount Timpanogos on the east. The university's approximately 560-acre main campus includes about 300 buildings. Of its buildings, 80 are for academic programs, 64 for administrative and auxiliary services and 150 for student housing.



## TOP 25 IN THE NATION IN ATTENDANCE

BYU's 18,987-seat basketball arena is truly a hoop heaven. There is no place quite like it in college basketball. Over the past 50 years, the Marriott Center has been home to the thrills and cheers of BYU basketball. With a history full of game-winning shots, conference championships and some of the nation's top attendance marks, the Marriott Center's 18,987 seats have allowed BYU fans to see plenty of excitement since the facility's opening game on Dec. 3, 1971.

The Marriott Center is named for successful Utah businessman J. Willard Marriott and is one of the largest on-campus arenas in the country. The building covers three acres and encloses eight million cubic feet.

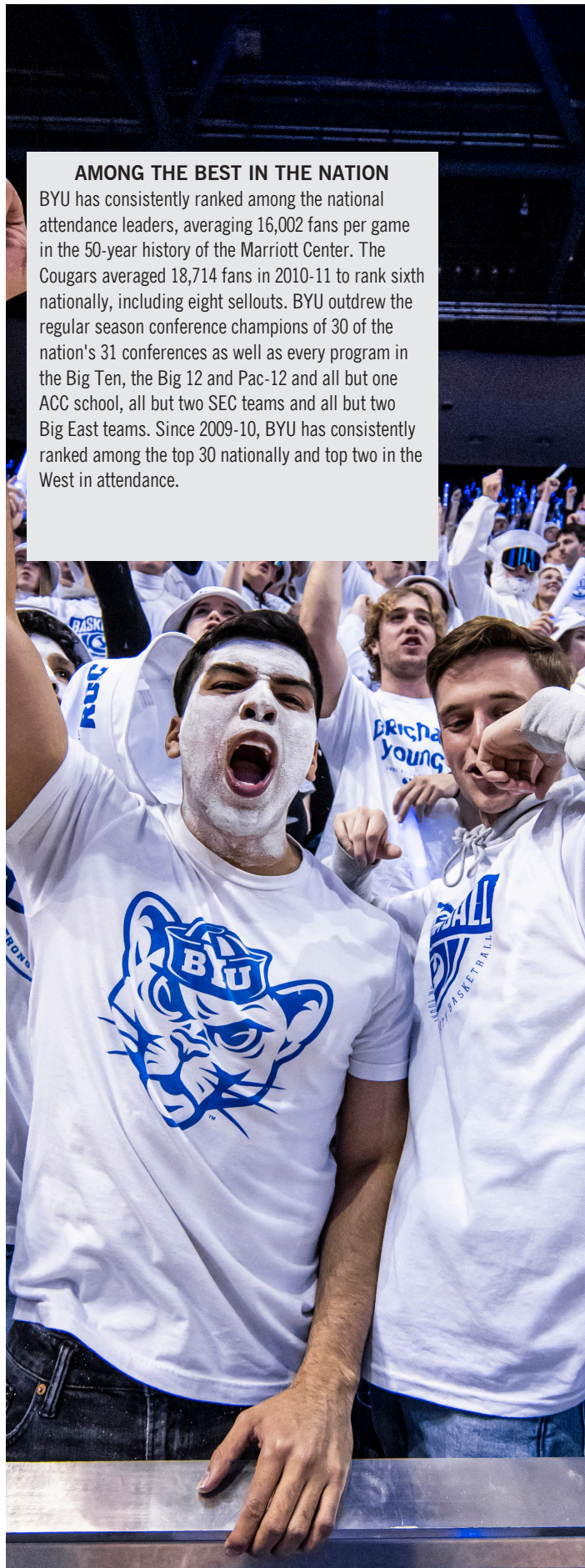
The BYU men's basketball team has a .792 winning percentage in the Marriott Center over its 50 years. The Cougars have gone 247-38 in the Marriott Center over the past 20 seasons, boasting the nation's longest home victory streaks from 2000 to 2003 (44 games) and from 2005 to 2008 (a program-record 53 games).

Some great games have been played in the Marriott Center, including Danny Ainge and company's 19-point shellacking of No. 7 Utah in 1981 before the Cougars' run to the Elite Eight in the NCAA Tournament. In 2002, BYU put on an incredible run to erase a 21-point second-half deficit and defeat Utah 63-61, helping preserve a perfect 16-0 home record. The Cougars played their 500th game in the Marriott Center on Feb. 22, 2006, against league-leader San Diego State, putting together a thrilling 59-point second-half performance on the way to a 100-90 win.

In 2010 – with BYU donning pink-trimmed uniforms and pink shoes to raise awareness in the battle against cancer – Jimmer Fredette put on a show in front of a sellout crowd, scoring 36 points in an 82-69 victory over Utah. Fredette's 36 points are the most scored by a Cougar against the Utes at home in the history of the rivalry. In 2011, No. 9 BYU defeated No. 4 San Diego State behind Jimmer Fredette's heroic 43-point effort. In Pope's first season, the Cougars defeated No. 2 Gonzaga on Senior Night led by a 28-point, 10-rebound double-double by Yoeli Childs.

BYU has ranked in the top 25 nationally in paid attendance every year but five since the Marriott Center opened. The Cougars have led the nation in three seasons, finished second four times and been among the top-five attendance leaders 19 times over the past 50 years. In 2010-11, BYU finished sixth in the nation in attendance and posted eight sellouts.

In 1972, 1977, 1979 and 1982, BYU hosted NCAA Regionals. The 1988 Western Athletic Conference Tournament was also held in the Marriott Center. In addition to the fans it draws for basketball, capacity crowds have filled the arena for devotionals, commencement exercises, concerts and pageants.



**AMONG THE BEST IN THE NATION**

BYU has consistently ranked among the national attendance leaders, averaging 16,002 fans per game in the 50-year history of the Marriott Center. The Cougars averaged 18,714 fans in 2010-11 to rank sixth nationally, including eight sellouts. BYU outdrew the regular season conference champions of 30 of the nation's 31 conferences as well as every program in the Big Ten, the Big 12 and Pac-12 and all but one ACC school, all but two SEC teams and all but two Big East teams. Since 2009-10, BYU has consistently ranked among the top 30 nationally and top two in the West in attendance.

**MARRIOTT CENTER YEARLY ATTENDANCE**

Year	Games	Record	Total	Average	Rank
2021-22	17	14-3	235,540	13,855	15
2020-21 <sup>^</sup>	13	11-2	0	0	NA
2019-20	15	14-1	189,392	12,626	25
2018-19	16	13-3	191,322	11,958	29
2017-18	16	13-3	227,692	14,231	18
2016-17	18	14-4/0-4*	260,569	14,476	14
2015-16	18	16-2/0-2*	264,588	14,699	14
2014-15	16	13-3	258,002	16,125	9
2013-14	15	14-1	238,131	15,875	11
2012-13	18	15-3	287,750	15,986	13
2011-12	16	13-3	246,777	15,424	12
2010-11	14	13-1	261,989	18,714	6
2009-10	16	15-1	224,460	14,029	17
2008-09	16	14-2	214,134	13,383	24
2007-08	16	16-0	216,295	13,518	21
2006-07	17	17-0	205,243	12,073	30
2005-06	15	14-1	166,037	11,069	30
2004-05	14	6-8	148,860	10,633	34
2003-04	13	13-0	198,906	15,300	11
2002-03	14	13-1	202,556	14,468	17
2001-02	16	16-0	213,952	13,372	21
2000-01	15	15-0	235,575	15,705	11
1999-00	16	14-2	247,120	15,445	13
1998-99	14	9-5	194,810	13,915	20
1997-98	14	4-10	170,901	12,207	26
1996-97	14	1-13	236,523	16,895	7
1995-96	15	11-4	269,730	17,961	6
1994-95	14	14-0	263,730	18,838	5
1993-94	16	14-2	301,995	18,875	6
1992-93	14	13-1	286,596	20,471	3
1991-92	15	14-1	264,869	17,658	5
1990-91	16	10-6	279,660	17,479	6
1989-90	15	15-0	286,779	19,119	5
1988-89	15	10-5	272,235	18,149	6
1987-88	18	16-2	363,602	20,200	5
1986-87	14	10-4	265,140	18,939	4
1985-86	16	12-4	265,158	16,572	5
1984-85	14	9-5	213,628	15,259	7
1983-84	15	14-1	321,714	21,448	3
1982-83	15	9-6	304,137	20,276	3
1981-82	16	11-5	339,586	21,224	2
1980-81	13	13-0	292,580	22,505	2
1979-80	14	12-2	300,713	21,479	2
1978-79	14	14-0	277,020	19,787	2
1977-78	13	9-4	223,216	17,171	3
1976-77	12	6-6	174,588	14,632	4
1975-76	12	7-5	168,136	14,011	3
1974-75	15	9-6	185,940	12,396	9
1973-74	10	6-4	162,510	16,251	1
1972-73	14	11-3	263,523	18,283	1
1971-72	12	12-0	261,815	21,818	1
<b>Totals</b>	<b>759</b>	<b>611-148</b>	<b>12,145,724</b>	<b>16,002</b>	
		<b>581-148*</b>			

\*On-The-Court Record/Official Adjusted Record Due to Games Vacated by the NCAA  
<sup>^</sup> Due to CoVID19 pandemic, fans were not allowed to attend games at the Marriott Center during the 2020-21 season



TOP UTAH ARENAS (CAPACITY)

1. Utah Jazz, Vivint Smart Home Arena, 19,911
2. BYU, Marriott Center, 18,987
3. Utah, Jon M. Huntsman Center, 15,000
4. Maverick Center, 12,500
5. Weber State, Dee Events Center, 11,500
6. Utah State, Dee Glen Smith Spectrum, 10,270
7. Utah Valley, UCCU Center, 8,500
8. Southern Utah, America First Event Center, 5,300
9. Utah Tech, Burns Arena, 4,779

The Marriott Center covers three acres and encloses eight million cubic feet. The roof, which is the size of two football fields placed side-by-side, is 10 stories high and is held together by 50,000 bolts. The four-million pound roof was constructed first at ground level, then raised 38 feet. There are seven locker rooms, a President's room, two reception rooms, press and interview rooms, team rooms and a training room.

During the summer of 2012, the lower-bowl bench seating on the north side of the arena was replaced with prime chair seating and a new sound system was installed in the arena. The men's and women's basketball locker rooms were also renovated.

In 2015, the rest of the lower-bowl seating was replaced with prime chair seating and a new, state-of-the-art scoreboard was installed. Ground was also broken for the Marriott Center Annex (completed and dedicated in 2017), a practice facility for the men's and women's programs.

Improvements to the exterior and interior took place in 2007, including glass exterior walls and new lighting. In 2006 the original suspended floor, installed in 1971, was replaced with a Connor Uniforce floor and seismic upgrades took place. Fittingly, the last game played on the original floor featured the jersey retirement of Cougar great Kresimir Cosic, who played in BYU's first game in the Marriott Center. An additional floor upgrade was installed in 2007.

MARRIOTT CENTER TOP CROWDS

Attendance	Opponent	Date	BYU	Opp
23,106	Utah	Mar. 7, 1981	95	76
23,096	Wake Forest	Jan. 3, 2009	87	94
23,084	Utah	Jan. 12, 1980	89	72
23,042	Illinois	Nov. 30, 1979	76	86
23,037	Utah State	Dec. 27, 1980	104	89
23,025	Air Force	Jan. 18, 1992	66	45
23,023	UCLA	Nov. 26, 1982	82	85
23,006	Utah	Feb. 17, 1979	76	50
22,998	New Mexico	Feb. 25, 1978	66	71
22,987	Utah	Feb. 3, 1973	89	73
22,985	Colorado State	Feb. 26, 1972	105	85
22,983	Wyoming	Jan. 24, 1981	84	70
22,977	La Salle	Dec. 29, 1987	95	82
22,953	Colorado State	Feb. 24, 1979	66	61
22,937	UTEP	Feb.s 5, 1972	57	53
22,936	Utah	Mar. 5, 1983	62	64
22,929	Utah	Jan. 15, 1982	74	51
22,918	Utah State	Jan. 7, 1978	85	84
22,893	Utah State	Jan. 22, 1972	101	82
22,891	San Diego State	Feb. 3, 1979	88	80
22,889	UNLV	Dec. 5, 1981	63	66
22,812	Utah	Mar. 3, 2007	85	62
22,718	Utah	Mar. 1, 2004	70	57
22,702	Colorado State	Mar. 8, 2003	67	55



In February 2015, BYU announced plans to construct the Marriott Center Annex. With BYU president Kevin J Worthen, director of athletics Tom Holmoe, then-head coach Dave Rose and donors to the facility on hand, ground was broken on the facility on Nov. 30, 2015.

BYU began practicing in the Marriott Center Annex in October 2016 and the building was completed in December 2016. It was officially dedicated on Feb. 7, 2017.

The 38,000-square foot Marriott Center Annex features a replica of the Marriott Center floor with additional shooting areas on both ends of the court. The facility also includes a strength and conditioning center; a training room with Cryosauna and hydrotherapy; office suites; meeting rooms; along with team lounge and study areas. The Annex connects to the east end of the Marriott Center, adjacent to the BYU Broadcasting Building.

The main entrance of the Annex features the Rex and Ruth Maughan Hall of Honor, showcasing the history and tradition of BYU basketball with various pieces of memorabilia and digital displays. The Marriott Center Annex was funded entirely through generous private donations and includes funding for future maintenance of the facility.



The Marriott Center Annex



The Rex and Ruth Maughan Hall of Honor



Second floor of the Marriott Center Annex



The Marriott Center Annex practice floor



The Marriott Center Annex weight room





Team lounge in the Marriott Center Annex



The Marriott Center Annex training room



The first practice in the Annex, October 26, 2016



Shovels from the Marriott Center Annex groundbreaking, Nov. 30, 2015  
BYUCOUGARS.COM | 49



## ALL-TIME SERIES RECORDS

#BYUHOOPS



OPPONENT	G	W	L	FIRST-LAST	LAST	OPPONENT	G	W	L	FIRST-LAST	LAST
Adams State*	1	1/0*	0	2015	W	DePaul	1	0	1	1964	W
Air Force	66	54	12	1961-2011	W	Detroit	1	1	0	1955	W
Alabama	2	0	2	1957-17	L	Drake	1	1	0	1935	W
Alabama A&M	1	1	0	2018	W	Duke	2	1	1	1952-1992	L
Alaska Anchorage	1	1	0	1980	W	Duquesne	2	0	2	1947-1954	L
Arizona	38	19	19	1951-2011	W	Eastern Kentucky	4	3	1	1950-2014	W
Arizona State	49	27	22	1946-2010	W	Eastern New Mexico	2	2	0	2010-2012	W
Arkansas	1	1	0	1947	W	Eastern Washington	3	3	0	1989-2010	W
Army	2	2	0	1965-1973	W	East Tennessee State	1	0	1	1990	L
Auburn	1	0	1	1998	L	Elon	1	1	0	2000	W
Baylor	10	5	5	1949-2013	L	Florida	4	3	1	1959-2011	L
Belmont*	1	1/0*	0	2015	W	Florida International	2	2	0	1999-2000	W
Beloit	1	0	1	1949	L	Florida State	2	1	1	1972-2012	L
Boise State	15	9	6	1976-2020	L	Fordham	2	2	0	1983-1985	W
Bowling Green	4	3	1	1949-1984	W	Fort Lewis	1	1	0	2001	W
Bradley	4	3	1	1953-2010	W	Fresno Pacific	1	1	0	2011	W
Brown	1	1	0	1988	W	Fresno State	18	13	5	1935-2011	W
Buffalo	2	2	0	2010-2011	W	Georgetown	1	0	1	1984	L
Butler	1	0	1	1930	L	Georgia	3	2	1	1969-1997	L
BYU-Hawaii	1	1	0	2011	W	Georgia State	1	1	0	2012	W
BYU-Idaho	2	2	0	1927-1940	W	Georgia Tech	1	0	1	1978	L
California	11	4	7	1952-2005	L	Gila College	2	2	0	1931	W
Cal Poly	1	1	0	2009	W	Gonzaga*	30	7/4*	23	1949-2022	L
Cal Poly Pomona	1	1	0	1981	W	Hamline	1	0	1	1951	L
Cal State Bakersfield*	1	1/0*	0	2016	W	Hartford	1	1	0	2008	W
Cal State Fullerton	7	4	3	1972-2019	W	Harvard	2	1	1	1978-2015	L
Cal State Los Angeles	2	2	0	1952	W	Hastings	2	2	0	1935-1938	W
Cal State Northridge	5	5	0	1992-2012	W	Hawaii	46	33	13	1971-2014	W
Cal State San Marcos	1	1	0	2011	W	Hofstra	2	2	0	1983-1984	W
Canisius	3	3	0	1942-1946	W	Houston	8	3	5	1965-2019	W
Carbon College	2	2	0	1922-1943	W	Idaho	5	3	2	1938-2001	W
Central Connecticut State	1	1	0	1987	W	Idaho State*	39	33/32*	6	1930-2017	W
Central Methodist	1	1	0	2021	W	Illinois	6	2	4	1965-2016	L
Central Michigan*	1	1/0*	0	2015	W	Illinois State	2	1	1	2017-2018	L
Chaminade	2	2	0	2005-2014	W	Illinois Wesleyan	1	1	0	1930	W
Charlotte	2	2	0	1988	W	Indiana	2	0	2	1972-1973	L
Chicago	1	1	0	1930	W	Indiana State	3	2	1	1947-1951	W
Chicago State	2	2	0	1987-2010	W	Iona	1	1	0	2012	W
Cincinnati	3	2	1	1930-2001	W	Iowa	2	0	2	1983-1986	L
Citadel	1	0	1	1960	L	Iowa State	6	0	6	1931-2013	L
Clemson	2	0	2	1980-1990	L	Jackson State	1	1	0	2007	W
Cleveland State	1	1	0	2021	W	James Madison	2	2	0	1990-1992	W
Coastal Carolina*	1	1/0*	0	2016	W	John Carroll	1	1	0	1930	W
Colorado*	24	7/6*	17	1937-2016	W	Kansas	5	1	4	1959-2019	L
Colorado College	11	5	6	1923-1936	W	Kansas State	7	3	4	1950-2010	L
Colorado Mesa	1	1	0	2013	W	Kent State	1	1	0	1960	L
Colorado State College	9	8	1	1923-1938	W	Kentucky	3	0	3	1951-1984	L
Colorado State	136	90	46	1938-2011	W	La Salle	9	3	6	1948-1992	L
Connecticut	1	0	1	2003	L	Lamar	3	2	1	2006-2008	W
Coppin State*	1	1/0*	0	2016	W	LaVerne	1	1	0	1936	W
Cornell	2	1	1	1965-1969	L	Liberty	2	2	0	2007-2021	W
Creighton*	11	7/6*	4	1931-2021	L	Little Rock	1	1	0	2014	W
Culver-Stockton	1	1	0	1949	W	Long Beach State	12	7	5	1972-2022	W
Dartmouth	1	0	1	1958	L	Long Island	3	0	3	1942-1947	L
Davidson	2	2	0	1974-1976	W	Longwood	1	1	0	2011	W
Dayton	2	2	0	1950-1959	W	Louisiana Monroe	2	2	0	1975-1994	W
Delta State	1	1	0	1947	W	Louisiana Tech	2	2	0	1998	W
Denver	68	52	16	1933-1999	W	Louisville	4	2	2	1960-2008	W



# ALL-TIME SERIES RECORDS

@BYUMBB

OPPONENT	G	W	L	FIRST-LAST	LAST	OPPONENT	G	W	L	FIRST-LAST	LAST
Loyola (Ill.)	6	2	4	1931-1968	L	Oral Roberts	7	7	0	1978-2019	W
Loyola (La.)	2	1	1	1957-1959	L	Oregon	24	10	14	1954-2021	W
Loyola Marymount*	27	22/13*	5	1937-2022	W	Oregon State	15	4	11	1927-1992	L
LSU	2	1	1	1960-1992	L	Pacific*	23	16/13*	7	1961-2020	L
McNeese State	2	2	0	1977-1991	W	Penn State	4	1	3	1979-1998	L
Manhattan	3	2	1	1945-1955	L	Pepperdine*	30	20/18*	10	1944-2022	W
Marshall	2	1	1	1948-1951	W	Phillips	2	1	1	1928	L
Marquette	5	2	3	1930-2012	L	Pittsburgh	1	1	0	1986	W
Memphis (formerly State)	4	1	3	1960-2002	L	Portland*	27	25/22*	2	1957-2022	W
Mercer	1	1	0	2013	W	Portland State	2	2	0	1978-2018	W
Miami (Fla.)	4	2	2	1960-1989	L	Prairie View A&M	2	2	0	2013	W
Michigan	4	2	2	1954-1991	L	Princeton*	6	6/5*	0	1981-2017	W
Michigan State	9	4	5	1956-2008	L	Providence	2	2	0	1962-1983	W
Milwaukee	1	1	0	1972	W	Purdue	2	1	1	1978-2014	L
Minnesota	1	0	1	1994	L	Regis	3	3	0	1949-1951	W
Mississippi State	3	1	2	1994-2018	L	Rhode Island	3	1	2	1975-1978	L
Mississippi Valley State*	3	3/2*	0	2011-2017	W	Rice	8	6	2	1963-2018	W
Missouri State	3	2	1	1985-2021	W	Rutgers	1	0	1	1990	L
Montana	34	24	10	1938-2012	W	Sacramento State	1	1	0	1993	W
Montana State	64	37	27	1914-1987	W	Saint Francis	1	0	1	1954	L
Montana State Billings	1	1	0	2005	W	Saint Joseph's	8	4	4	1962-1983	L
Montana Mines	2	2	0	1928	W	Saint Louis*	5	4/3*	1	1930-2016	W
Montana Tech	1	1	0	2019	W	Saint Mary's (Calif.)*	35	18/17*	17	1956-2022	L
Morgan State	1	1	0	1996	W	San Diego*	25	19/15*	6	2001-2022	W
Mount St. Mary's	1	1	0	2013	W	San Diego State	76	50	26	1941-2021	W
Muhlenberg	1	1	0	1948	W	San Francisco*	34	23/19*	11	1946-2022	L
Murray State	3	2	1	1953-1955	W	San Jose State	9	8	1	1948-2007	W
Nebraska	5	4	1	1930-2010	W	Santa Clara*	39	32/28*	7	1951-2022	L
Nevada	21	14	7	1929-2019	W	Seattle	7	5	2	1963-1976	W
New Mexico*	132	77/76*	55	1950-2015	W	Seton Hall	3	2	1	1950-2007	W
New Mexico State	10	2	8	1960-1975	L	Siena	1	1	0	1989	W
New Orleans	2	1	1	1987-2020	W	SMU	4	2	2	1986-1997	L
New York (CCNY)	3	0	3	1947-1950	L	Snow College	4	4	0	1929-1946	W
New York University	1	1	0	1965	W	South Alabama	2	1	1	2000	W
Niagara	8	6	2	1947-2017	W	South Carolina	2	1	1	1990-1993	W
Nicholls State	1	1	0	1993	W	South Carolina State	1	1	0	1999	W
North Carolina	5	0	5	1976-2008	L	South Florida	2	2	0	2011-2021	W
North Carolina State	4	0	4	1952-2005	L	Southeastern College	1	1	0	1925	W
North Dakota	3	2	1	1928	W	Southern	1	1	0	2009	W
North Florida	1	1	0	2008	W	Southern Idaho	13	10	3	1937-1946	W
North Texas	3	3	0	1980-2013	W	Southern Illinois	1	1	0	2000	W
Northeastern	1	1	0	1988	W	Southern Miss	1	1	0	2013	W
Northern Arizona	3	2	1	1946-2012	W	Southern Utah	12	12	0	1992-2019	W
Northern Iowa*	2	2/1*	0	2015-2022	W	Southern Virginia	1	1	0	2014	W
Northern Kentucky	1	1	0	2006	W	St. Bonaventure	3	3	0	1965-2002	W
Northwestern	2	1	1	1945-1989	W	St. John's	9	2	7	1951-2020	L
Northwestern State	3	2	1	1948-2018	W	Stanford	9	6	3	1969-2018	L
Northwestern Oklahoma State	1	1	0	1948	W	Stetson	1	0	1	1990	L
Notre Dame	8	3	5	1956-2012	L	Syracuse	5	0	5	1947-2004	L
Occidental	1	1	0	1929	W	TCU	22	19	3	1953-2011	W
Ohio State	7	3	4	1956-1998	W	Tennessee	2	0	2	1957-1980	L
Oklahoma	4	2	2	1960-1992	W	Tennessee State	1	1	0	2012	W
Oklahoma Baptist	1	1	0	1993	W	Tennessee Tech	1	1	0	1992	W
Oklahoma City	6	0	6	1955-1976	L	Temple	3	2	1	1942-1966	W
Oklahoma State	7	4	3	1961-2004	W	Texas	6	4	2	1967-2013	W
Old Dominion	1	1	0	1976	W	Texas A&M	1	1	0	1972	W
Ole Miss	1	0	1	2015	L	Texas A&M-Corpus Christi	1	1	0	2001	W
Omaha	1	1	0	1943	W	Texas Southern	4	4	0	1999-2021	W


## ALL-TIME SERIES RECORDS

#BYUHOOPS



OPPONENT	G	W	L	FIRST-LAST	LAST	OPPONENT	G	W	L	FIRST-LAST	LAST
Texas Tech	4	3	1	1967-1996	L	Virginia Commonwealth	1	1	0	1983	W
Toledo	4	3	1	1949-2002	W	Virginia Tech*	5	5/4*	0	1967-2019	W
Tulane	1	1	0	1995	W	Wake Forest	5	1	4	1952-2009	L
Tulsa	12	8	4	1979-2008	W	Washington	19	9	10	1950-2013	W
UAB*	4	3/2*	1	1984-2016	W	Washington State	11	5	6	1946-2022	L
UC Irvine	4	3	1	1986-2002	W	Weber State*	54	42/41*	12	1938-2021	W
UC Riverside	1	1	0	1999	W	West Virginia	2	1	1	1947-1973	W
UC Santa Barbara	6	5	1	1979-2011	W	Western Carolina	1	1	0	1981	W
UT Arlington*	3	1	2/1*	1988-2017	L	Western Colorado	11	10	1	1924-1937	W
UC Davis	2	2	0	1936	W	Western Kentucky	3	0	3	1946-1955	L
UCLA	25	12	13	1929-2021	L	Western Oregon	3	3	0	1946-2009	W
UMass	3	2	1	2014-17	W	Western Washington	1	1	0	1993	W
UNLV	36	17	19	1981-2019	L	Westminster	2	2	0	2020-2022	W
USC	11	3	8	1933-2020	L	Wichita State	8	1	7	1962-2013	L
UTSA	1	1	1	2012	W	Wisconsin	2	0	2	1931-2011	L
Utah	262	133	129	1909-2021	W	Wittenberg	1	0	1	1930	L
Utah State*	238	146/144*	92	1905-2021	W	Wofford	2	2	0	1998-2011	W
Utah Tech	7	7	0	1927-1935	W	Wyoming	174	105	69	1929-2011	W
Utah Valley*	7	5/4*	2	2005-2021	L	Xavier	3	2	1	1964-2007	L
UTEP	66	41	25	1966-2010	W	Yale	1	1	0	1984	W
Valparaiso*	4	1	3/2*	1945-2016	L						
Vanderbilt	2	0	2	1957-2021	L						
Vermont	1	1	0	2010	W						
Villanova	3	1	2	1951-1984	L						
Virginia	4	1	3	1981-1998	L						

*\*On-The-Court Record/Official Adjusted Record Due to Games Vacated by the NCAA*



Yoeli Childs (2016-20) dunks in BYU's 74-59 win against Utah on Dec. 8, 2018, in Vivint Smart Home Arena.



# OPPONENT INFORMATION

@BYUMBB

## BUTLER

Location	Indianapolis, Indiana
Enrollment	5,022
Nickname	Bulldogs
Conference	Big East
Home Arena	Hinkle Fieldhouse
Capacity	9,100
2021-22 Overall Record	14-19
2021-22 Conference Record	6-14
2022 Postseason	None
Head Coach	Thad Matta
Alma Mater (Year)	Butler (1990)
Basketball Contact	John Dedman
Office Phone	317-940-9414
Email	jdeman@butler.edu
Website	butlersports.com
Twitter	@ButlerMBB

## CREIGHTON

Location	Omaha, Nebraska
Enrollment	8,789
Nickname	Bluejays
Conference	BIG EAST
Home Arena	CHI Health Center Omaha
Capacity	17,352
2021-22 Overall Record	23-12
2021-22 Conference Record	12-7
2022 Postseason	NCAA
Head Coach	Greg McDermott
Alma Mater (Year)	Northern Iowa (1988)
Basketball Contact	Rob Anderson
Office Phone	402-280-5544
Email	randerson@creighton.edu
Website	gocreighton.com
Twitter	@BluejayMBB

## DAYTON

Location	Dayton, Ohio
Enrollment	9,693
Nickname	Flyers
Conference	Atlantic 10
Home Arena	UD Arena
Capacity	13,409
2021-22 Overall Record	24-11
2021-22 Conference Record	14-4
2022 Postseason	NIT
Head Coach	Anthony Grant
Alma Mater (Year)	Dayton (1987)
Basketball Contact	Doug Hauschild
Office Phone	937-229-4390
Email	dhauschild1@udayton.edu
Website	daytonflyers.com
Twitter	@DaytonMBB

## GONZAGA

Location	Spokane, Washington
Enrollment	7,501
Nickname	Bulldogs
Conference	WCC
Home Arena	McCarthy Athletic Center
Capacity	6,000
2021-22 Overall Record	28-4
2021-22 Conference Record	13-1
2022 Postseason	NCAA
Head Coach	Mark Few
Alma Mater (Year)	Oregon (1987)
Basketball Contact	Barrett Henderson
Office Phone	509-313-4288
Email	hendersonb@gonzaga.edu
Website	gozags.com
Twitter	@ZagMBB

## IDAHO STATE

Location	Pocatello, Idaho
Enrollment	12,157
Nickname	Bengals
Conference	Big Sky
Home Arena	Reed Gym
Capacity	3,214
2021-22 Overall Record	7-23
2021-22 Conference Record	5-15
2022 Postseason	None
Head Coach	Ryan Looney
Alma Mater (Year)	Eastern Oregon (1998)
Basketball Contact	Steve Schaack
Office Phone	208-282-2621
Email	schaste4@isu.edu
Website	isubengals.com
Twitter	@IdahoStateMBB

## KANSAS

Location	Lawrence, Kansas
Enrollment	19,158
Nickname	Jayhawks
Conference	Big 12
Home Arena	Allen Fieldhouse
Capacity	16,300
2021-22 Overall Record	34-6
2021-22 Conference Record	14-4
2022 Postseason	NCAA Champions
Head Coach	Bill Self
Alma Mater (Year)	Oklahoma State (1985)
Basketball Contact	Chris Theisen
Office Phone	785-864-3474
Email	theisen@ku.edu
Website	kuathletics.com
Twitter	@KUHoops

## LINDENWOOD

Location	St. Charles, Missouri
Enrollment	6,845
Nickname	Lions
Conference	Ohio Valley
Home Arena	Robert F. Hyland Arena
Capacity	3,270
2021-22 Overall Record	12-17
2021-22 Conference Record	8-12
2022 Postseason	None
Head Coach	Kyle Gerdeman
Alma Mater (Year)	Southeast Missouri State (1998)
Basketball Contact	Blake Bunton
Office Phone	636-627-4330
Email	bbunton@lindenwood.edu
Website	lindenwoodlions.com
Twitter	@LUMensBball

## LOYOLA MARYMOUNT

Location	Los Angeles, California
Enrollment	9,484
Nickname	Lions
Conference	WCC
Home Arena	Gersten Pavilion
Capacity	4,156
2021-22 Overall Record	11-18
2021-22 Conference Record	3-12
2022 Postseason	None
Head Coach	Stan Johnson
Alma Mater (Year)	Southern Utah (2001)
Basketball Contact	Matthew Lerman
Office Phone	310-338-7768
Email	mberman@lmu.edu
Website	lmulions.com
Twitter	@lmulionsMBB

## MISSOURI STATE

Location	Springfield, Missouri
Enrollment	23,618
Nickname	Bears
Conference	Missouri Valley
Home Arena	Great Southern Bank Arena
Capacity	11,000
2021-22 Overall Record	23-11
2021-22 Conference Record	13-5
2022 Postseason	NIT
Head Coach	Dana Ford
Alma Mater (Year)	Illinois State (2006)
Basketball Contact	Rick Kindhart
Office Phone	417-836-4585
Email	RKindhart@MissouriState.edu
Website	missouristatebears.com
Twitter	@MSUBearsHoops

## NICHOLLS

Location	Thibodaux, Louisiana
Enrollment	6,500
Nickname	Colonels
Conference	Southland
Home Arena	David R. Stopher
Capacity	3,800
2021-22 Overall Record	21-12
2021-22 Conference Record	11-3
2022 Postseason	NIT
Head Coach	Austin Claunch
Alma Mater (Year)	Emory (2012)
Basketball Contact	Jamie Bustos
Office Phone	985-448-4281
Email	jamie.bustos@nicholls.edu
Website	geauxcolonels.com
Twitter	@Nicholls_MBB

## NORTH CAROLINA STATE

Location	Raleigh, North Carolina
Enrollment	26,505
Nickname	Wolfpack
Conference	ACC
Home Arena	PNC Arena
Capacity	19,700
2021-22 Overall Record	11-21
2021-22 Conference Record	4-16
2022 Postseason	None
Head Coach	Kevin Keatts
Alma Mater (Year)	Marshall (2011)
Basketball Contact	Craig Hammel
Office Phone	919-515-1181
Email	cwhamme2@ncsu.edu
Website	gopack.com
Twitter	@PackMensBball

## PACIFIC

Location	Stockton, California
Enrollment	6,268
Nickname	Tigers
Conference	WCC
Home Arena	Alex G. Spanos Center
Capacity	6,150
2021-22 Overall Record	8-22
2021-22 Conference Record	3-11
2022 Postseason	None
Head Coach	Leonard Perry
Alma Mater (Year)	Idaho (1995)
Basketball Contact	Henry Golden
Office Phone	209-946-2866
Email	hgolden@pacific.edu
Website	pacificigers.com
Twitter	@PacificMensBB

## OPPONENT INFORMATION



### #BYUHOOPS

#### PEPPERDINE

Location	Malibu, California
Enrollment	8,000
Nickname	Waves
Conference	WCC
Home Arena	Firestone Fieldhouse
Capacity	3,104
2021-22 Overall Record	7-25
2021-22 Conference Record	1-15
2022 Postseason	None
Head Coach	Lorenzo Romar
Alma Mater (Year)	Cincinnati (1992)
Basketball Contact	Roger Horne
Office Phone	310-506-4455
Email	roger.horne@pepperdine.edu
Website	pepperdinewaves.com
Twitter	@PeppBasketball

#### SAN DIEGO STATE

Location	San Diego, California
Enrollment	35,872
Nickname	Aztecs
Conference	Mountain West
Home Arena	Viejas Arena
Capacity	12,414
2021-22 Overall Record	23-9
2021-22 Conference Record	13-4
2022 Postseason	NCAA
Head Coach	Brian Dutcher
Alma Mater (Year)	Minnesota (1982)
Basketball Contact	Richard Stern
Office Phone	619-594-5548
Email	rstern@sdsu.edu
Website	goaztecs.com
Twitter	@Aztec_MBB

#### TENNESSEE

Location	Knoxville, Tennessee
Enrollment	33,800
Nickname	Volunteers
Conference	SEC
Home Arena	Thompson-Boling Arena
Capacity	21,678
2021-22 Overall Record	27-8
2021-22 Conference Record	14-4
2022 Postseason	NCAA
Head Coach	Rick Barnes
Alma Mater (Year)	Lenoir-Rhyne (1977)
Basketball Contact	Tom Satkowskiak
Office Phone	865-974-7501
Email	tomsid@tennessee.edu
Website	utsports.com
Twitter	@Vol_Hoops

#### PORTLAND

Location	Portland, Oregon
Enrollment	3,993
Nickname	Pilots
Conference	WCC
Home Arena	Chiles Center
Capacity	4,852
2021-22 Overall Record	19-15
2021-22 Conference Record	7-7
2022 Postseason	The Basketball Classic
Head Coach	Shantay Legans
Alma Mater (Year)	Fresno State (2004)
Basketball Contact	Jason Brough
Office Phone	503-943-8439
Email	brough@up.edu
Website	portlandpilots.com
Twitter	@PortlandMBB

#### SAN FRANCISCO

Location	San Francisco, California
Enrollment	10,000
Nickname	Dons
Conference	WCC
Home Arena	War Memorial at The Sobrato Center
Capacity	4,200
2021-22 Overall Record	24-10
2021-22 Conference Record	10-6
2022 Postseason	NCAA
Head Coach	Chris Gerlufsen
Alma Mater (Year)	Randolph-Macon (1988)
Basketball Contact	Chris Fortney
Office Phone	209-684-3150
Email	cfortney@usfca.edu
Website	usfdons.com
Twitter	@USFDonsMBB

#### USC

Location	Los Angeles, California
Enrollment	49,500
Nickname	Trojans
Conference	Pac 12
Home Arena	Galen Center
Capacity	10,258
2021-22 Overall Record	26-8
2021-22 Conference Record	14-6
2022 Postseason	NCAA
Head Coach	Andy Enfield
Alma Mater (Year)	John Hopkins (1991)
Basketball Contact	David Tuttle
Office Phone	213-725-3102
Email	davidtut@usc.edu
Website	uscstrojans.com
Twitter	@USC_Hoops

#### SAINT MARY'S

Location	Moraga, California
Enrollment	3,908
Nickname	Gaels
Conference	WCC
Home Arena	University Credit Union Pavilion
Capacity	3,500
2021-22 Overall Record	26-8
2021-22 Conference Record	12-3
2022 Postseason	NCAA
Head Coach	Randy Bennett
Alma Mater (Year)	UC San Diego (1986)
Basketball Contact	Brian Brownfield
Office Phone	925-631-4950
Email	bjb2@stmarys-ca.edu
Website	smcgaels.com
Twitter	@saintmaryshoops

#### SANTA CLARA

Location	Santa Clara, California
Enrollment	9,000
Nickname	Broncos
Conference	WCC
Home Arena	Leavey Center
Capacity	4,700
2021-22 Overall Record	21-12
2021-22 Conference Record	10-5
2022 Postseason	NIT
Head Coach	Herb Sendek
Alma Mater (Year)	Carnegie Mellon (1985)
Basketball Contact	Matt Penland
Office Phone	408-554-4661
Email	mpenland@scu.edu
Website	santaclarabroncos.com
Twitter	@SantaClaraHoops

#### UTAH

Location	Salt Lake City, Utah
Enrollment	34,424
Nickname	Utes
Conference	Pac-12
Home Arena	Jon M. Huntsman Center
Capacity	15,000
2021-22 Overall Record	11-20
2021-22 Conference Record	4-16
2022 Postseason	None
Head Coach	Craig Smith
Alma Mater (Year)	North Dakota (1996)
Basketball Contact	John Vu
Office Phone	801-587-7298
Email	JVu@huntsman.utah.edu
Website	utahutes.com
Twitter	@UtahMBB

#### SAN DIEGO

Location	San Diego, California
Enrollment	8,815
Nickname	Toreros
Conference	WCC
Home Arena	Jenny Craig Pavilion
Capacity	5,100
2021-22 Overall Record	15-16
2021-22 Conference Record	7-9
2022 Postseason	None
Head Coach	Steve Lavin
Alma Mater (Year)	Chapman (1988)
Basketball Contact	Chuck Marvel
Office Phone	619-260-7930
Email	cmarvel@sandiego.edu
Website	usdtoreros.com
Twitter	@USDmbb

#### SOUTH DAKOTA

Location	Vermillion, South Dakota
Enrollment	9,464
Nickname	Coyotes
Conference	Summit
Home Arena	Sanford Coyote Sports Center
Capacity	6,003
2021-22 Overall Record	19-12
2021-22 Conference Record	11-7
2022 Postseason	None
Head Coach	Eric Peterson
Alma Mater (Year)	UW-La Crosse (2006)
Basketball Contact	Evan Maldonado
Office Phone	605-658-5548
Email	evan.maldonado@usd.edu
Website	goyotes.com
Twitter	@SDCoyotesMBB

#### UTAH VALLEY

Location	Orem, Utah
Enrollment	41,728
Nickname	Wolverines
Conference	WAC
Home Arena	UCCU Center
Capacity	7,500
2021-22 Overall Record	20-12
2021-22 Conference Record	10-8
2022 Postseason	None
Head Coach	Mark Madsen
Alma Mater (Year)	Stanford (2000)
Basketball Contact	Jason Erickson
Office Phone	303-946-6774
Email	Jason.Erickson@uvu.edu
Website	gouvu.com
Twitter	@UVUmbb



**WEBER STATE**

Location	Ogden, Utah
Enrollment	27,949
Nickname	Wildcats
Conference	Big Sky
Home Arena	Dee Events Center
Capacity	11,500
2021-22 Overall Record	21-12
2021-22 Conference Record	13-7
2022 Postseason	None
Head Coach	Eric Duff
Alma Mater (Year)	Sterling College (1995)
Basketball Contact	Paul Grua
Office Phone	801-626-7414
Email	pgrua@weber.edu
Website	weberstatesports.com
Twitter	@WeberStateMBB

**WESTERN OREGON**

Location	Monmouth, Oregon
Enrollment	3,615
Nickname	Wolves
Conference	GNAC
Home Arena	New PE Building
Capacity	2,473
2021-22 Overall Record	9-18
2021-22 Conference Record	6-10
2022 Postseason	None
Head Coach	Wes Pifer
Alma Mater (Year)	PSU-Altoons (2007)
Basketball Contact	Clayton Jones
Cell Phone	575-318-3013
Email	jonescm@wou.edu
Website	wouwolves.com
Twitter	@WOU_MBB

**WESTMINSTER**

Location	Salt Lake City, Utah
Enrollment	1,535
Nickname	Griffins
Conference	RMAC
Home Arena	Behnken Field House
Capacity	1,200
2021-22 Overall Record	12-16
2021-22 Conference Record	10-12
2022 Postseason	None
Head Coach	Norm Parrish
Alma Mater (Year)	Northwest Nazarene (1988)
Basketball Contact	David Winkworth
Office Phone	801-832-2890
Email	dwinkworth@westminstercollege.edu
Website	westminstergriffins.com
Twitter	@WCGriffinsMBB

**WISCONSIN**

Location	Madison, Wisconsin
Enrollment	43,278
Nickname	Badgers
Conference	Big Ten
Home Arena	Kohl Center
Capacity	17,287
2021-22 Overall Record	25-8
2021-22 Conference Record	15-5
2022 Postseason	NCAA
Head Coach	Greg Gard
Alma Mater (Year)	UW-Platteville (1995)
Basketball Contact	Brandon Harrison
Office Phone	608-279-8653
Email	BAH@athletics.wisc.edu
Website	uwbadgers.com
Twitter	@BadgerMBB



SERIES VS. 2022-23 OPPONENTS

#BYUHOOPS



**BUTLER**

Overall Series Record: Butler leads 1-0  
 BYU Record in Provo: 0-0  
 BYU Record at Butler: 0-1  
 BYU Record at Neutral Sites: 0-0  
 12/19/30 L 34-45 Indianapolis, Ind.



**CREIGHTON**

Overall Series Record: BYU leads 7-4/6-4  
 BYU Record in Provo: 3-0  
 BYU Record at Creighton: 3-3  
 BYU Record at Neutral Sites: 1-1  
 12/19/31 L 36-41 Omaha, Neb.  
 01/20/34 W 48-38 Omaha, Neb.  
 12/19/35 W 43-36 Omaha, Neb.  
 12/28/64 W 109-74 Oklahoma City, Okla.  
 12/11/71 W 96-68 Provo  
 12/17/73 L 86-99 Omaha, Neb.  
 12/08/01 W 61-52 Provo  
 12/07/02 L 64-74 Omaha, Neb.  
 12/01/10 W 77-65 Omaha, Neb.  
 03/22/15+ ^ W 88-82 Provo  
 12/11/21 L 71-83 Sioux Falls, S.D.

+ Win Vacated by the NCAA Committee on Infractions  
 ^ NIT



**DAYTON**

Overall Series Record: 2-0  
 BYU Record in Provo: 0-0  
 BYU Record at Dayton: 1-0  
 BYU Record at Neutral Sites: 1-0  
 03/17/51 ^ W 62-43 New York City, N.Y.  
 01/03/59 W 70-62 Dayton, Ohio  
 ^ NIT



**GONZAGA**

Overall Series Record: 7-23/5-23  
 BYU Record in Provo: 3-8  
 BYU Record at Gonzaga: 3-8/1-8  
 BYU Record at Neutral Sites: 1-7  
 12/16/49# L 41-46 Los Angeles, Calif.  
 03/19/11 ^ W 89-67 Denver, Colo.  
 02/02/12 W 83-73 Provo  
 02/23/12 L 63-74 Spokane, Wash.  
 03/03/12\* L 58-77 Las Vegas, Nev.  
 01/24/13 L 63-83 Spokane, Wash.  
 02/28/13 L 65-70 Provo  
 01/25/14 L 69-84 Spokane, Wash.  
 02/20/14 W 73-65 Provo  
 03/11/14\* L 64-75 Las Vegas, Nev.  
 12/27/14 L 80-87 Provo  
 02/28/15 W 73-70 Spokane, Wash.  
 03/10/15\* L 75-91 Las Vegas, Nev.  
 01/14/16 W+ 69-68 Spokane, Wash.  
 02/27/16 L 68-71 Provo  
 03/07/16\* L 84-88 Las Vegas, Nev.  
 02/02/17 L 75-85 Provo  
 02/25/17 W+ 79-71 Spokane, Wash.  
 02/03/18 L 60-68 Spokane, Wash.  
 02/24/18 L 65-79 Provo  
 03/06/18\* L 54-74 Las Vegas, Nev.  
 01/31/19 L 63-93 Provo

02/23/19 L 68-102 Spokane, Wash.  
 01/18/20 L 69-92 Spokane, Wash.  
 02/22/20 W 91-78 Provo  
 01/07/21 L 69-86 Spokane, Wash.  
 02/08/21 L 71-82 Provo  
 03/09/21\* L 78-88 Las Vegas, Nev.  
 01/13/22 L 84-110 Spokane, Wash.  
 02/05/22 L 57-90 Provo

\*WCC Tournament  
 # Los Angeles Invitational ^ NCAA Tournament  
 + Wins Vacated by the NCAA Committee on Infractions



**IDAHO STATE**

Overall Series Record: 33-6/32-6  
 BYU Record in Provo: 15-2/14-2  
 BYU Record at Idaho State: 16-4  
 BYU Record at Neutral Sites: 3-0  
 02/10/30 W 51-33 Pocatello, Idaho  
 02/09/31 W 76-34 Pocatello, Idaho  
 12/11/36 W 30-24 Provo  
 12/12/36 L 34-35 Provo  
 12/17/37 L 30-38 Pocatello, Idaho  
 12/18/37 L 32-40 Pocatello, Idaho  
 12/23/38 W 40-17 Pocatello, Idaho  
 12/24/38 W 34-25 Pocatello, Idaho  
 12/15/39 L 42-48 Provo  
 12/16/39 W 59-31 Provo  
 12/13/40 W 39-27 Pocatello, Idaho  
 12/14/40 W 56-29 Pocatello, Idaho  
 12/13/41 W 53-29 Provo  
 12/23/41 W 45-28 Pocatello, Idaho  
 12/15/44 L 35-45 Pocatello, Idaho  
 12/16/44 W 45-33 Pocatello, Idaho  
 12/10/45 W 58-47 NEUTRAL  
 12/11/45 W 54-47 Pocatello, Idaho  
 12/14/46 W 50-39 Provo  
 11/26/48 W 58-43 Pocatello, Idaho  
 11/27/48 W 52-46 Pocatello, Idaho  
 12/02/49 W 57-44 Pocatello, Idaho  
 12/03/49 W 83-56 Pocatello, Idaho  
 11/28/52 W 69-44 Pocatello, Idaho  
 11/29/52 W 65-46 Pocatello, Idaho  
 12/04/53 W 70-59 Provo  
 12/05/53 W 63-50 Provo  
 03/16/57 ^ W 65-54 Corvallis, Oregon  
 12/01/73 W 83-82 Provo  
 11/26/76 W 102-84 Provo  
 12/03/77 L 87-94 Pocatello, Idaho  
 12/11/81\* W 77-71 Provo  
 01/11/03 W 77-58 Provo  
 12/29/03# W 90-66 Santa Clara, Calif.  
 11/18/06 W 84-78 Provo  
 11/14/07 W 90-69 Provo  
 11/29/08 W 85-65 Pocatello, Idaho  
 11/17/09 W 87-53 Provo  
 12/20/16+ W 84-58 Provo  
 12/21/17 W 85-71 Provo

^ NCAA Tournament \* Cougar Classic  
 # Cable Car Classic  
 + Win Vacated by the NCAA Committee on Infractions

Spokane, Wash.  
 Spokane, Wash.  
 Provo  
 Spokane, Wash.  
 Provo  
 Las Vegas, Nev.  
 Spokane, Wash.  
 Provo



**KANSAS**

Overall Series Record: 1-4  
 BYU Record in Provo: 1-0  
 BYU Record at Kansas: 0-2  
 BYU Record at Neutral Sites: 0-2  
 12/19/59 L 64-96 Lawrence, Kan.  
 12/20/60 W 80-70 Provo  
 12/17/71 L 67-83 Lawrence, Kan.  
 3/20/93 ^ L 76-90 Chicago, Ill.  
 11/26/19\* L 56-71 Lahaina, Hawaii  
 ^ NCAA Tournament \* Maui Invitational



**LINDENWOOD**

Overall Series Record: First all-time meeting  
 BYU Record in Provo: 0-0  
 BYU Record at Lindenwood: 0-0  
 BYU Record at Neutral Sites: 0-0



**LOYOLA MARYMOUNT**

Overall Series Record: 22-5/17-5  
 BYU Record in Provo: 10-2/8-2  
 BYU Record at LMU: 9-3/7-3  
 BYU Record at Neutral Sites: 3-0/2-0  
 12/30/36 L 32-35 Los Angeles  
 11/18/05 L 71-83 Provo  
 01/03/08 W 91-62 Provo  
 01/05/12 W 73-65 Los Angeles  
 01/19/12 L 68-82 Provo  
 01/03/13 W 92-51 Provo  
 03/02/13 W 73-70 Los Angeles  
 12/28/13 L 76-87 Los Angeles  
 01/11/14 W 91-68 Provo  
 03/08/14\* W 85-74 Las Vegas  
 01/10/15 W 85-72 Provo  
 02/07/15 W 87-68 Los Angeles  
 01/21/16 W+ 91-80 Los Angeles  
 01/28/16 W+ 87-62 Provo  
 12/31/16 W+ 81-76 Los Angeles  
 01/28/17 W+ 85-77 Provo  
 03/04/17\* W+ 89-81 Las Vegas  
 01/18/18 W 82-67 Provo  
 02/01/18 L 69-76 Los Angeles  
 02/02/19 W 67-49 Provo  
 02/16/19 W 70-62 Los Angeles  
 01/04/20 W 63-38 Provo  
 02/13/20 W 77-54 Los Angeles  
 02/20/21 W 88-71 Los Angeles  
 02/10/22 W 83-82 (OT) Los Angeles  
 02/24/22 W 79-59 Provo  
 03/04/22\* W 85-60 Las Vegas

\*WCC Tournament  
 + Wins Vacated by the NCAA Committee on Infractions



**MISSOURI STATE**

Overall Series Record: 2-1  
 BYU Record in Provo: 1-1  
 BYU Record at Missouri State: 1-0  
 BYU Record at Neutral Sites: 0-0  
 12/14/84 W 66-46 Provo  
 01/06/87 L 61-62 (OT) Provo  
 12/04/21 W 74-68 Springfield, Mo.



SERIES VS. 2022-23 OPPONENTS

@BYUMBB



NICHOLLS

Overall Series Record: 1-0
BYU Record in Provo: 1-0
BYU Record at NSU: 0-0
BYU Record at Neutral Sites: 0-0
12/10/93 W^ 111-96
^ Cougar Classic



NORTH CAROLINA STATE

Overall Series Record: 0-4
BYU Record in Provo: 0-1
BYU Record at North Carolina State: 0-3
BYU Record at Neutral Sites: 0-0
12/31/52 L 59-75
12/21/55 L 81-95
01/07/04 L 62-89
12/21/04 L 61-72



PACIFIC

Overall Series Record: 16-7/13-7
BYU Record in Provo: 8-2/7-2
BYU Record at Pacific: 7-4/5-4
BYU Record at Neutral Sites: 1-1
12/22/61 W 69-67
03/20/71# L 81-84
12/04/75 L 66-71
12/06/75 W 89-62
12/01/84\* W 72-63
11/30/96 L 58-80
01/30/14 W 88-78
02/13/14 L 82-89
01/15/15 W 93-80
02/14/15 W 84-59
01/02/16 W+ 81-67
02/06/16 L 72-77
01/07/17 W+ 91-62
01/21/17 W+ 66-47
01/06/18 L 66-67
01/27/18 W 80-65
01/03/19 W 90-87
02/09/19 W 69-59
01/23/20 W 74-60
01/30/21 W 95-87 (2OT)
02/18/21 W 80-52
01/06/22 W 73-51
01/29/22 L 73-76

#NCAA Tournament
\*Stanford Invitational

+ Wins Vacated by the NCAA Committee on Infractions



PEPPERDINE

Overall Series Record: 20-10/18-10
BYU Record in Provo: 12-2/10-2
BYU Record at Pepperdine: 7-7
BYU Record at Neutral Sites: 1-1
12/29/44 L 51-56
12/15/49\* L 39-45
12/14/85^ L 73-83
12/13/97^ W 53-52
01/05/02 L 79-82 (OT)
01/02/03 W 84-68
12/15/07 W 86-67

Table with columns for date, result, score, and location for various opponents including Provo, Raleigh, N.C., and Malibu, Calif.

\*Los Angeles Invitational ^Cougar Classic

#WCC Tournament

+ Wins Vacated by the NCAA Committee on Infractions



PORTLAND

Table with columns for date, result, score, and location for various opponents including Provo, Salt Lake City, Stockton, Calif., and Las Vegas.

\*WCC Tournament

+ Wins Vacated by the NCAA Committee on Infractions

Table with columns for date, result, score, and location for various opponents including Malibu, Calif., Provo, and Las Vegas.

SAINT MARY'S

Overall Series Record: 18-17/17-17
BYU Record in Provo: 12-5/11-5
BYU Record at Saint Mary's: 3-9
BYU Record at Neutral Sites: 2-2



Table with columns for date, result, score, and location for various opponents including Moraga, Calif., Provo, and South Padre Island, Texas.

\*Cougar Classic ^South Padre Invitational

#WCC Tournament

+ Wins Vacated by the NCAA Committee on Infractions



SAN DIEGO

Overall Series Record: 19-6/16-6
BYU Record in Provo: 11-0/9-0
BYU Record at San Diego: 6-4/5-4
BYU Record at Neutral Sites: 2-2

Table with columns for date, result, score, and location for various opponents including San Diego, Provo, and Las Vegas.

SERIES VS. 2022-23 OPPONENTS



#BYUHOOPS

03/03/18*	W	85-79	Las Vegas
02/14/19	W	88-82	San Diego
03/02/19	W	87-73	Provo
03/09/19*	L	57-80	Las Vegas
01/16/20	W	93-70	Provo
02/15/20	W	72-71	San Diego
01/20/22	W	79-71	Provo

\*WCC Tournament

+ Wins Vacated by the NCAA Committee on Infractions



**SAN DIEGO STATE**

Overall Series Record: 50-26  
 BYU Record in Provo: 30-4  
 BYU Record at San Diego State: 19-18  
 BYU Record at Neutral Sites: 1-4

12/19/41	L	45-49	San Diego
12/20/41	L	40-42	San Diego
12/23/77	L	88-104	San Diego
02/03/79	W	88-80	Provo
03/01/79	W	96-95	San Diego
01/24/80	W	123-91	San Diego
03/01/80	W	114-81	Provo
01/08/81	W	84-73	Provo
02/14/81	L	72-73	San Diego
01/28/82	L	66-80	San Diego
02/27/82	W	106-66	Provo
01/14/83	W	96-74	Provo
02/12/83	W	69-67	San Diego
01/20/84	L	75-79	San Diego
02/16/84	W	94-92 (OT)	Provo
01/12/85	L	70-89	San Diego
01/31/85	L	71-77	Provo
01/11/86	W	82-70	Provo
02/06/86	W	81-71	San Diego
01/15/87	W	94-82	Provo
02/26/87	W	85-68	San Diego
01/09/88	W	92-65	Provo
02/18/88	L	80-82 (OT)	San Diego
01/12/89	W	85-81	Provo
02/09/89	L	74-89	San Diego
01/06/90	W	63-60	San Diego
02/01/90	W	75-58	Provo
01/03/91	W	73-61	San Diego
02/07/91	W	75-55	Provo
01/06/92	W	89-59	San Diego
02/29/92	W	98-78	Provo
01/21/93	W	76-64	Provo
02/13/93	W	80-73	San Diego
01/20/94	W	83-82 (OT)	San Diego
02/10/94	W	101-87	Provo
01/12/95	W	66-57	Provo
02/18/95	L	52-58	San Diego
01/13/96	L	76-83	San Diego
02/15/96	W	81-68	Provo
12/31/96	L	86-89 (OT)	Provo
11/14/97	W	73-59	San Diego
01/14/99	W	83-76	San Diego
02/13/99	W	93-76	Provo
02/03/00	W	72-50	San Diego
03/04/00	W	67-50	Provo
01/13/01	W	79-50	Provo
02/12/01	W	69-66	San Diego
01/12/02	W	75-64	Provo
02/11/02	L	73-77	San Diego
03/07/02#	L	51-62	Las Vegas
01/02/03	W	80-69	San Diego
02/17/03	W	66-64	Provo
01/12/04	L	61-65	San Diego
02/09/04	W	83-69 (OT)	Provo
01/08/05	L	57-59	Provo
02/07/05	L	58-66	San Diego
01/21/06	L	61-88	San Diego
02/22/06	W	100-90	Provo
01/06/07	W	80-58	Provo
02/24/07	L	74-86	San Diego
01/23/08	W	59-56	Provo
02/23/08	L	65-69	San Diego
03/14/08#	W	63-54	Las Vegas
01/24/09	W	77-71	Provo

02/24/09	W	69-59	Las Vegas
03/13/09#	L	62-64	San Diego
01/23/10	W	71-69	Provo
02/24/10	W	82-68	Las Vegas
01/26/11	W	71-58	Provo
02/26/11	W	80-67	San Diego
03/12/11#	L	52-72	Las Vegas
11/24/14*	L	87-92 (2OT)	Lahaina, Hawaii
12/22/18	L	81-90	San Diego
11/09/19	L	71-76	Provo
12/18/20	W	72-62	San Diego
11/12/21	W	66-60	Provo

# MWC Tourney in Las Vegas \* Maui Invitational

**SAN FRANCISCO**

Overall Series Record: 23-11/19-11  
 BYU Record in Provo: 11-3/9-3  
 BYU Record at San Francisco: 9-6/7-6  
 BYU Record at Neutral Sites: 3-2

12/20/46\$	W	45-36	Reno, Nevada
12/12/52	W	53-52	Provo
12/22/53	W	68-61	Provo
12/13/68*	L	75-79	San Francisco
12/13/74	L	84-103	San Francisco
03/10/79#	L	63-86	Tucson, Arizona
11/30/00	L	70-80	San Francisco
01/02/02	W	65-51	Provo
12/23/02	L	72-84	San Francisco
12/05/09~	W	69-43	Salt Lake City
01/07/12	W	81-56	Provo
02/16/12	W	85-84	San Francisco
01/05/13	W	80-76	San Francisco
02/09/13	L	87-99	Provo
01/16/14	W	83-76	San Francisco
02/08/14	W	68-63	Provo
03/10/14^	W	79-77	Las Vegas
01/03/15	W	99-68	San Francisco
01/29/15	W	78-74	Provo
01/09/16	W+	102-92	Provo
02/11/16	W+	114-89	San Francisco
01/12/17	W+	85-75	Provo
02/11/17	W+	68-52	San Francisco
01/04/18	W	69-59	San Francisco
02/10/18	W	75-73 (OT)	Provo
01/19/19	L	63-82	San Francisco
02/21/19	L	71-77	Provo
02/25/20	L	82-83	San Francisco
02/08/20	W	90-76	Provo
01/16/21	W	72-63	San Francisco
02/25/21	W	79-73	Provo
01/15/22	W	71-69	San Francisco
02/03/22	L	59-73	Provo
03/05/22^	L	63-75	Las Vegas

\$Reno Tournament \*Cable Car Classic  
 #NCAA Tournament ~at EnergySolutions Arena  
 ^WCC Tournament

+ Wins Vacated by the NCAA Committee on Infractions



**SANTA CLARA**

Overall Series Record: 32-7/28-7  
 BYU Record in Provo: 18-2/16-2  
 BYU Record at Santa Clara: 11-5/10-5  
 BYU Record at Neutral Sites: 3-0/2-0

12/21/51	W	64-59	Provo
12/22/51	W	66-61	Provo
02/08/53	L	64-72	Santa Clara, Calif.
12/19/58	W	80-59	Provo
12/20/58	W	75-65	Provo
12/08/61	L	53-64	Santa Clara, Calif.

12/09/61	L	55-72	Santa Clara, Calif.
12/18/64	W	102-82	Provo
12/19/64	W	109-80	Provo
12/17/65	W	103-85	Santa Clara, Calif.
12/18/65	W	87-79	Santa Clara, Calif.
12/22/67	L	75-80	Provo
12/23/67	W	91-46	Provo
12/22/70~	W	68-67	Santa Clara, Calif.
12/01/72	W	84-73	Provo
12/02/72	L	64-66	Provo
12/30/86#	W	77-66	Santa Clara, Calif.
12/30/94#	W	76-55	San Jose, Calif.
12/30/03#	W	68-66	Santa Clara, Calif.
12/31/04	W	87-74	Provo
01/14/12	W	95-78	Provo
02/18/12	W	82-67	Santa Clara, Calif.
01/12/13	W	82-64	Provo
02/02/13	W	96-79	Provo
01/18/14	W	91-81	Santa Clara, Calif.
02/06/14	W	89-67	Provo
01/01/15	W	81-46	Santa Clara, Calif.
01/31/15	W	78-57	Provo
03/07/15*	W	78-76	Las Vegas
01/07/16	W+	97-61	Provo
02/13/16	W+	96-62	Santa Clara, Calif.
03/05/16*	W+	72-60	Las Vegas
12/29/16	W+	89-59	Provo
01/26/17	L	68-76	Santa Clara, Calif.
01/13/18	W	84-50	Santa Clara, Calif.
02/08/18	W	80-58	Provo
01/12/19	W	80-74	Provo
02/20/20	W	85-75	Provo
01/27/22	L	76-77	Santa Clara, Calif.

~Rainbow Classic #Cable Car Classic

\*WCC Tournament

+ Wins Vacated by the NCAA Committee on Infractions



**SOUTH DAKOTA**

Overall Series Record: First all-time meeting  
 BYU Record in Provo: 3-0  
 BYU Record at South Dakota: 0-0  
 BYU Record at Neutral Sites: 0-0



**TENNESSEE**

Overall Series Record: 0-2  
 BYU Record in Provo: 0-0  
 BYU Record at Tennessee: 0-2  
 BYU Record at Neutral Sites: 0-0

12/28/57	L	68-83	Knoxville, Tenn.
12/20/80	L	65-81	Knoxville, Tenn.



SERIES VS. 2022-23 OPPONENTS

@BYUMBB



USC

Overall Series Record: 3-8
BYU Record in Provo: 2-0
BYU Record at USC: 1-5
BYU Record at Neutral Sites: 0-3
12/22/33 L 33-36
12/12/59 L 61-79
12/07/63 W 74-67
11/30/68 W 95-86
12/11/70 L 65-101
12/23/00^ L 67-70
12/13/03 W 85-61
12/04/04 L 82-87
12/03/05 L 68-74
12/03/16 L 84-91
12/01/20\* L 52-79

^Yahoo Sports Invitational
\*Roman Legends Classic

02/13/26 W 37-24
01/28/27 L 39-42
01/29/27 L 35-37
02/25/27 L 31-34
02/26/27 W 40-34 (OT)
01/27/28 W 37-30
01/28/28 W 35-31
02/17/28 L 25-31
02/18/28 L 26-31
01/18/29 W 41-38
01/19/29 W 49-45
02/08/29 L 41-56
02/09/29 W 53-37
01/31/30 L 49-53
02/01/30 L 30-38
02/28/30 W 56-31
03/01/30 W 59-42
01/23/31 L 51-52 (OT)
01/24/31 L 43-45
02/27/31 L 39-49
02/28/31 W 57-49
01/15/32 W 44-36
01/16/32 L 39-40
02/05/32 L 32-35
02/06/32 W 43-34
03/01/32 W 35-33
01/13/33 W 40-27
01/14/33 L 33-34
02/17/33 W 43-42
02/18/33 L 36-50
03/04/33 W 43-26
01/26/34 W 41-37
01/27/34 L 30-43
02/09/34 W 45-31
02/10/34 W 40-28
01/11/35 W 54-25
01/12/35 W 56-53
02/15/35 L 46-50 (OT)
02/16/35 L 43-52
01/17/36 W 42-34
01/18/36 W 47-42
02/14/36 L 35-36
02/15/36 W 37-36
01/29/37 L 30-45
01/30/37 L 40-41
02/19/37 L 35-43
02/20/37 W 36-31
01/22/38 L 41-48
03/04/38 L 43-54
01/20/39 W 40-32
03/03/39 L 47-52
02/09/40 L 39-45
02/23/40 W 52-41
01/24/41 L 27-32
03/07/41 L 39-50
02/07/42 W 50-42
03/07/42 W 42-40
01/29/43 W 41-30
01/30/43 W 41-29
02/12/43 W 44-34
02/13/43 W 47-45
01/26/45 L 46-51
03/03/45 L 52-56
02/09/46 L 28-46
03/09/46 L 53-71
02/08/47 L 54-62
03/08/47 L 66-82
01/17/48 W 65-63
02/21/48 W 55-51
01/29/49 W 56-55
01/31/49 W 65-45
02/18/49 L 49-58
02/19/49 L 52-54

Provo 01/28/50 W 71-51
Provo 01/30/50 W 61-51
Provo 02/17/50 L 42-56
Salt Lake City 02/18/50 W 56-46
Salt Lake City 12/27/50~ L 49-58
Salt Lake City 02/16/51 W 73-60
Salt Lake City 02/17/51# L 49-54
Provo 03/02/51 L 58-67
Provo 3/3/1951# W 69-50
Provo 02/02/52 L 48-51
Provo 03/08/52 L 50-61
Salt Lake City 02/14/53 W 62-50
Salt Lake City 02/21/53 W 73-50
Salt Lake City 02/19/54 W 85-76
Salt Lake City 02/20/54 L 64-70
Provo 02/11/55 W 76-74 (OT)
Provo 02/12/55 L 71-78
Provo 02/11/56 L 63-82
Provo 02/24/56 L 77-82
Salt Lake City 02/10/57 W 81-77
Salt Lake City 02/21/57 L 66-88
Salt Lake City 01/24/58 W 81-67
Salt Lake City 02/27/58 L 56-74
Provo 01/23/59 L 56-70
Provo 02/26/59 L 74-76 (OT)
N/A 01/22/60 L 69-76
Provo 02/25/60 L 75-87
Provo 01/20/61 W 91-86
Salt Lake City 02/23/61 L 80-95
Salt Lake City 01/23/62 L 89-94
N/A 02/24/62 L 101-106
Salt Lake City 01/19/63 W 71-53
Salt Lake City 02/23/63 L 100-106
Provo 02/08/64 L 89-91 (OT)
Provo 02/22/64 W 75-72
Provo 01/23/65 W 98-67
Provo 02/20/65 W 108-99
Salt Lake City 02/05/66 W 94-93
Salt Lake City 03/05/66 W 115-100
Provo 02/11/67 W 64-62
Provo 02/17/67 W 61-60
Salt Lake City 02/10/68 L 89-91
Salt Lake City 02/24/68 W 93-90
Provo 02/08/69 W 73-67
Salt Lake City 02/22/69 L 85-98
Provo 01/03/70 L 76-82
Provo 01/24/70 L 81-91
Provo 02/06/71 W 103-89
Salt Lake City 03/06/71 W 98-87
Provo 01/15/72 W 67-61
Salt Lake City 02/19/72 W 79-66
Salt Lake City 02/03/73 W 89-73
Provo 03/03/73 L 71-86
Salt Lake City 01/12/74 L 86-104
Salt Lake City 02/16/74 L 74-89
Salt Lake City 01/18/75 L 73-91
Provo 02/22/75 L 73-79
Provo 01/24/76 L 74-76
Provo 02/21/76 W 84-83
Salt Lake City 02/05/77 L 61-81
Salt Lake City 03/05/77 L 54-67
Provo 02/04/78 L 76-89
Salt Lake City 03/04/78 L 74-81
Salt Lake City 01/20/79 W 90-76
Provo 02/17/79 W 76-50
Provo 01/12/80 W 89-72
Salt Lake City 02/09/80 W 83-82
Salt Lake City 01/31/81 L 56-60
Provo 03/07/81 W 95-76
Salt Lake City 01/15/82 W 74-51
Salt Lake City 02/19/82 L 61-68
Salt Lake City 02/05/83 L 72-75
Provo 03/05/83 L 62-64 (30T)



UTAH

Overall Series Record: 133-129
BYU Record in Provo: 76-49 (27-18 in the Marriott Center)
BYU Record at Utah: 50-75 (16-33 in the Jon M. Huntsman Center)
BYU Record at Neutral Sites: 7-5

01/23/09 W 32-9
03/05/09 W 40-27
02/05/10 W 31-27
02/11/10 W 31-17
01/28/11 W 47-27
02/25/11 W 33-26
02/17/12 W 36-25
03/02/12 W 32-25
02/08/13 L 31-49
02/22/13 L 26-29 (OT)
02/14/14 L 23-36
02/28/14 W 32-24
02/20/15 W 29-28
03/12/15 L 20-38
02/04/16 L 26-41
03/04/16 L 30-38
02/10/17 W 38-32
02/23/17 W 54-33
02/09/18 L 21-27
02/23/18 W 38-28
02/07/19 L 22-50
03/08/19 L 21-31
03/04/20 L 30-41
01/22/21 W 22-16
03/05/21 L 16-29
02/03/22 W 29-16
02/25/22 W 32-27
01/26/23 W 36-29
01/27/23 W 25-19
02/16/23 L 33-35
02/17/23 L 18-24
01/25/24 W 38-21
01/26/24 W 36-26
02/15/24 W 37-22
02/16/24 W 34-32
02/06/25 L 33-35
02/07/25 W 42-25
02/27/25 L 24-36
02/28/25 W 41-36
01/22/26 W 22-21
01/23/26 W 35-31
02/12/26 L 34-39

Provo 01/26/34 W 41-37
Salt Lake City 01/27/34 L 30-43
Salt Lake City 02/09/34 W 45-31
Provo 02/10/34 W 40-28
Provo 01/11/35 W 54-25
Salt Lake City 01/12/35 W 56-53
Salt Lake City 02/15/35 L 46-50 (OT)
Provo 02/16/35 L 43-52
Provo 01/17/36 W 42-34
Salt Lake City 01/18/36 W 47-42
Salt Lake City 02/14/36 L 35-36
Provo 02/15/36 W 37-36
Provo 01/29/37 L 30-45
Salt Lake City 01/30/37 L 40-41
Salt Lake City 02/19/37 L 35-43
Provo 02/20/37 W 36-31
Provo 01/22/38 L 41-48
Salt Lake City 03/04/38 L 43-54
Provo 01/20/39 W 40-32
Salt Lake City 03/03/39 L 47-52
Salt Lake City 02/09/40 L 39-45
Provo 02/23/40 W 52-41
Salt Lake City 01/24/41 L 27-32
Salt Lake City 03/07/41 L 39-50
Salt Lake City 02/07/42 W 50-42
Provo 03/07/42 W 42-40
Provo 01/29/43 W 41-30
Provo 01/30/43 W 41-29
Salt Lake City 02/12/43 W 44-34
Salt Lake City 02/13/43 W 47-45
Provo 01/26/45 L 46-51
Salt Lake City 03/03/45 L 52-56
Salt Lake City 02/09/46 L 28-46
Provo 03/09/46 L 53-71
Provo 02/08/47 L 54-62
Salt Lake City 03/08/47 L 66-82
Salt Lake City 01/17/48 W 65-63
Provo 02/21/48 W 55-51
Salt Lake City 01/29/49 W 56-55
Salt Lake City 01/31/49 W 65-45
Salt Lake City 02/18/49 L 49-58
Provo 02/19/49 L 52-54

SERIES VS. 2022-23 OPPONENTS

#BYUHOOPS



01/14/84	W	113-105 (20T)	Provo
02/08/84	W	82-79	Salt Lake City
01/26/85	W	63-62	Salt Lake City
03/02/85	L	85-86 (30T)	Provo
01/25/86	W	87-69	Provo
02/22/86	L	71-74	Salt Lake City
01/24/87	W	80-70	Salt Lake City
02/14/87	L	58-65	Provo
02/04/88	W	82-64	Provo
02/27/88	L	60-62	Salt Lake City
02/02/89	L	86-90	Salt Lake City
02/25/89	W	81-74	Provo
01/25/90	W	65-49	Provo
02/10/90	L	73-89	Salt Lake City
03/08/90*	L	61-62 (OT)	El Paso, Texas
02/16/91	L	74-81	Salt Lake City
03/02/91	L	71-72 (OT)	Provo
03/09/91	W	51-49 (OT)	Laramie, Wyo.
02/20/92	W	58-56	Provo
03/07/92	W	87-73	Salt Lake City
03/13/92	W	75-62	Fort Collins, Colo.
01/09/93	L	53-54	Provo
02/27/93	L	83-89	Salt Lake City
01/08/94	W	64-62	Salt Lake City
02/26/94	W	73-70	Provo
03/10/94*	W	96-65	Salt Lake City
01/03/95	W	64-57	Provo
03/04/95	L	79-87	Salt Lake City
01/02/96	L	77-83	Salt Lake City
03/02/96	L	85-96	Provo
01/11/97	L	51-61	Provo
02/06/97	L	49-85	Salt Lake City
01/10/98	L	61-71	Provo
02/05/98	L	68-83	Salt Lake City
01/09/99	L	54-75	Salt Lake City
02/06/99	L	46-71	Provo
3/4/1999*	L	62-81	Las Vegas
01/15/00	L	49-56	Provo
02/12/00	L	62-77	Salt Lake City
03/10/00^	W	58-54	Las Vegas
01/29/01	W	69-61	Provo
02/24/01	L	75-82	Salt Lake City
01/28/02	L	66-71	Salt Lake City
02/23/02	W	63-61	Provo
01/25/03	L	75-79	Provo
02/24/03	L	64-71	Salt Lake City
01/31/04	L	56-64	Salt Lake City
03/01/04	W	70-57	Provo
03/12/04^	L	51-54	Denver
01/31/05	L	58-72	Provo
02/26/05	L	60-69	Salt Lake City
01/07/06	W	72-60	Provo
02/08/06	L	60-79	Salt Lake City
03/09/06^	L	70-74	Denver
01/31/07	W	76-66	Salt Lake City
03/03/07	W	85-62	Provo
01/19/08	W	55-52	Salt Lake City
02/20/08	W	67-59	Provo
01/27/09	L	88-94 (OT)	Salt Lake City
02/28/09	W	63-50	Provo
01/30/10	W	82-69	Provo
03/03/10	W	71-51	Salt Lake City
01/11/11	W	104-79	Salt Lake City
02/12/11	W	72-59	Provo
12/10/11	W	61-42	Salt Lake City
12/08/12	W	61-58	Provo
12/14/13	L	64-81	Salt Lake City
12/10/14	L	61-65	Provo
12/02/15	L	75-83	Salt Lake City
12/16/17	W	77-65	Provo
12/08/18\$	W	74-59	Salt Lake City
12/04/19	L	95-102 (OT)	Salt Lake City
12/12/20	W	82-64	Provo

11/27/21	W	75-64	Salt Lake City
~Conference Tournament			
*WAC Tournament ^MWC Tournament			
\$Beehive Classic at Vivint Smart Home Arena			
#Game played in Salt Lake, BYU listed as home team			



UTAH VALLEY

Overall Series Record: 5-2/4-2			
BYU Record in Provo: 4-1/3-1			
BYU Record at Utah Valley: 1-1			
BYU Record at Neutral Sites: 0-0			
11/29/03	W	84-65	Provo
11/13/15	W+	85-54	Provo
11/26/16	L	101-114	Provo
11/29/17	W	85-58	Orem, Utah
11/09/18	W	75-65	Provo
11/28/20	W	82-60	Provo
12/01/21	L	65-72 (OT)	Orem, Utah

+ Win Vacated by the NCAA Committee on Infractions



WEBER STATE

Overall Series Record: 36-11/35-11			
BYU Record in Provo: 22-0/21-0			
BYU Record at Weber State: 11-11			
BYU Record at Neutral Sites: 3-0			
11/30/73	W	77-76	Provo
12/06/74	L	63-76	Ogden, Utah
12/20/75	W	89-80	Provo
11/27/76	L	75-96	Ogden, Utah
01/03/78	W	81-76	Provo
12/23/80	W	85-78	Ogden, Utah
12/15/81	W	63-55	Provo
01/06/83	L	81-84 (20T)	Ogden, Utah
01/07/84	W	86-81 (OT)	Provo
12/08/84	L	79-87	Ogden, Utah
12/28/85	W	88-86	Provo
12/18/86	W	84-69	Ogden, Utah
12/11/87*	W	104-71	Provo
12/01/88	L	78-80	Ogden, Utah
11/28/89	W	81-65	Provo
11/29/90	W	69-57	Ogden, Utah
12/21/91	W	81-68	Provo
12/08/92	L	77-83 (OT)	Ogden, Utah
12/21/93	W	92-79	Provo
12/21/94	L	74-86	Ogden, Utah
12/12/95	W	91-86	Provo
12/04/96	L	80-97	Ogden, Utah
12/12/97	W	83-70	Provo*
11/19/98	L	80-83	Ogden, Utah
12/11/99*	W	66-53	Provo
12/28/00	W	84-75	Ogden, Utah
12/05/01	W	65-47	Provo
01/08/03	L	69-75	Ogden, Utah
12/20/03	W	86-65	Provo
12/23/04	W	79-61	Ogden, Utah
12/17/05	W	80-54	Provo
12/02/06	W	73-69 (OT)	Ogden, Utah
12/05/07	W	72-57	Provo
12/03/08	W	92-62	Ogden, Utah
12/27/09	W	87-70	Provo
12/21/10	W	72-66	Ogden, Utah
12/07/11	W	94-66	Provo
12/15/12	W	78-68	Ogden, Utah
11/08/13	W	81-72	Provo
12/13/14	W	76-60	Ogden, Utah
12/05/15#	W	73-68	Salt Lake City
12/07/16	W+	77-66	Provo
12/09/17^	W	74-68	Salt Lake City

12/01/18	L	103-113	Ogden, Utah
12/21/19	W	91-61	Provo
12/23/20#	W	87-79	Salt Lake City
12/18/21	W	89-71	Ogden, Utah

\* Cougar Classic

# at Vivint Smart Home Arena

^ Beehive Classic

+ Wins Vacated by the NCAA Committee on Infractions



WESTERN OREGON

Overall Series Record: 3-0			
BYU Record in Provo: 3-0			
BYU Record at Western Oregon: 0-0			
BYU Record at Neutral Sites: 0-0			
12/10/03	W	92-56	Provo
12/22/07	W	102-40	Provo
01/06/09	W	85-64	Provo



WESTMINSTER

Overall Series Record: 3-0			
BYU Record in Provo: 3-0			
BYU Record at Westminster: 0-0			
BYU Record at Neutral Sites: 0-0			
12/10/03	W	92-56	Provo
12/22/07	W	102-40	Provo
01/06/09	W	85-64	Provo



WISCONSIN

Overall Series Record: 0-2			
BYU Record in Provo: 0-0			
BYU Record at Wisconsin: 0-1			
BYU Record at Neutral Sites: 0-1			
12/11/31	L	16-32	Madison, Wis.
11/26/11^	L	56-73	Chicago, Ill.

^ Chicago Invitational Challenge



The 1902-03 Brigham Young Academy Team



BYU celebrates advancing to the 2011 Sweet Sixteen



BYU has one of the nation's richest basketball traditions. In fact, 93 of the Cougars' 120 seasons on the hardwood have been winning campaigns. Since putting its first team on the floor in 1903, BYU has amassed a 1806-1101\* record to rank top-25 all-time among NCAA Division I programs in total victories. The Cougars also boast a winning percentage of 62.1, ranking top-50.

But it's not just the sum of victories that make BYU one of the nation's top hoop programs. Along the way, BYU has claimed 29 regular season conference championships and received 41\* postseason invites, including 29 NCAA Tournament appearances. The Cougars won two NIT titles in 1951 (a national championship as the NIT was considered a premier tournament at the time) and 1966. BYU players also boast 135 all-conference honors and 82 All-America citations along with 45 NBA draft selections.

BYU has won conference championships in four different leagues. The first six came from the Rocky Mountain Conference and continued as BYU won five as a member of the Skyline Conference. During the Cougars' membership in the Western Athletic Conference, BYU won 12 conference championships. In 12 seasons in the Mountain West Conference, BYU captured six league titles.

BYU's basketball legacy is filled with many unique achievements. In 1981, the Cougars advanced to the Elite Eight when All-American Danny Ainge made what is still considered one of the NCAA tournament's most amazing plays. Trailing Notre Dame 50-49 with eight seconds remaining, Ainge took the ball coast-to-coast, dribbling through all five Irish defenders, before lofting the game-winning finger roll just over the reach of Orlando Woolridge. Ainge received the Wooden Award and Eastman Trophy in 1981 as the nation's top player.

In 2011, All-American Jimmer Fredette led the Cougars to the Sweet 16 for the first time since 1981. Fredette led the nation in scoring in 2010-11 with an average of 28.9 points per game and earned every major Player of the Year honor, including the Naismith, Wooden and Oscar Robertson awards. Simply known as "The Jimmer" throughout the country, Fredette gained national fame with prolific scoring outbursts, which included 15 30-point games, four 40-point games and one 52-point explosion versus New Mexico in the Mountain West Conference tournament.

Legendary coach Stan Watts, who guided BYU to its NIT titles and is the program's all-time leader in wins, was inducted into the Naismith Memorial Basketball Hall of Fame in 1986, while

All-American center Kresimir Cosic became BYU's second Hall member in 1996. Turning down the opportunity to play in the NBA, Cosic returned home to Yugoslavia to pursue his passion to better-develop basketball in Europe. He earned one gold and two silver medals while playing on four Olympic teams and was a longtime coach of the Yugoslavian National Team, mentoring many future NBA players. He ended his playing career as the all-time Croatian scoring leader.



Before Cosic's arrival in Provo, the Cougars already held the distinction of being the first U.S. program to include an international player on its roster in Finland's Timo Lampen in 1958-59. BYU also boasts two of the nation's longest-standing rivalries, having first played Utah State in 1906 and Utah in 1909.


The first radio broadcast in the intermountain area took place on Feb. 17, 1940, when BYU hosted Utah State in the Old Ladies Gymnasium in Provo. BYU broke a ban on broadcasting college sports due to the clamor from fans that only 500 people could fit into the gym. Arch Madsen called the game on KOVO radio in Provo with station manager David Walker providing analysis. Home games have also been played in Springville, the old BY Academy and even on the University of Utah's home court.

BYU created a new home on campus with the construction of the George Albert Smith Fieldhouse. The Smith Fieldhouse was home to the Cougars from 1951-1971, with 20 different all-conference players, including seven All-Americans, starring for BYU during that era. Many capacity crowds crammed inside the Fieldhouse to see Cougar basketball. With BYU's winning tradition, the then 10,000-seat arena

grew too small for the increasing interest. In 1971, the Marriott Center was built, giving BYU what is still to this day one of the most intimidating arenas in college basketball.

Since opening the 18,987-seat Marriott Center (originally 22,700), the Cougars have been among the nation's annual attendance leaders with 19 top-5 rankings and three times finishing No. 1. BYU has not disappointed its faithful, winning more than 80 percent of its games in the Marriott Center, including a school record 53-game home victory streak that started in 2005 and ended in 2008.





All-American Devin Durrant was among the nation's leading scorers in 1984, averaging 27.9 points per game. He is third on BYU's all-time scoring list behind Danny Ainge and Mike Smith.

In recent history, the highest ranking a Cougar team has received in the media polls was the 1987-88 team. At one point the team was 17-0 and climbed as high as No. 2 and No. 3 in the rankings. Had the victory streak not been snapped by a single-game cross-country trip to UAB in Birmingham, the Cougars could have easily found themselves in the No. 1 spot as the top-rated Arizona Wildcats had lost and left the door open for the Cougars to be the only undefeated team in college basketball. The 2010-11 team, led by Fredette and Jackson Emery, climbed to No. 3 in both polls on Feb. 28, 2011. The team finished that season ranked 10th and 13th in the respective polls.

Mark Pope was named head coach of the program on April 10, 2019. He guided the Cougars to 24 wins in 2019-20, a second-place finish in the West Coast conference, the program's first national ranking since 2011 and a win over No. 2 Gonzaga in the Marriott Center on senior night. The Cougars were ranked as high as No. 15 in the AP Top 25 and finished the season at No. 18 in the AP and No. 16 in the Coaches Poll. Three players – Yoeli Childs, TJ Haws and Jake Toolson, earned All-WCC First Team honors. BYU was projected to earn a single-digit seed in the NCAA Tournament before all NCAA Championships were canceled due to the COVID-19 outbreak.

Prior to Pope, Dave Rose took the helm in 2005-06 after spending eight years as an assistant under former head coach Steve Cleveland. Rose played an instrumental role in helping the Cougars restore their tradition under Cleveland with NCAA appearances in 2001, 2003 and 2004 and NIT invites in 2000 and 2002. During that time, BYU was also one of just 14 programs to have a player taken in both the 2003 and 2004 NBA Drafts as Travis Hansen was selected in the second round in 2003 and Rafael Araujo was the No. 8 overall pick in 2004. In his 12 years guiding the Cougars, Rose led BYU to its first streaks of six-straight NCAA Tournament bids (2007 to 2012), five-straight seasons with appearances in the national rankings and six-straight 25 win seasons. He has also led the Cougars to 13-straight postseason tournaments (NIT in 2006, 2013, 2016\*, 2017\* and 2018) and four-straight seasons with a postseason victory (2010 to 2013). Rose also guided BYU to four conference titles, including three-straight conference titles from 2007 to 2009, the first such streak since 1932 to 1934.



Mark Pope was named the 19th head coach in BYU men's basketball history on April 10, 2019.



The 18,987-seat Marriott Center is one of the largest on-campus arenas in the nation. BYU has won 80 percent of its games in the Marriott Center, including a school-record 53 straight games from 2006-2008, the nation's longest homecourt victory streak at the time.





BYU basketball boasts a remarkable record of conference success during its history. Including conference tournaments, BYU has claimed a conference championship trophy (regular season or tournament) during 30 seasons. The Cougars won the 1991 WAC Tournament after a second-place regular-season finish. Other conference tournament titles in 1992 (WAC) and 2001 (MWC) have followed up regular-season rings, as was the case with conference playoff wins in 1924 and 1933 in the Rocky Mountain Conference. BYU won six Rocky Mountain Conference titles in 20 years, earned five Skyline championships in 24 years, recorded 12 WAC crowns in 37 years and garnered six MWC titles in 12 seasons. BYU won the in-state title against rivals Utah and Utah State during 10 of the 12 years before the Cougars first joined a conference in 1918.

**YEAR-BY-YEAR CONFERENCE/STATE  
REGULAR-SEASON CHAMPIONS**

**STATE COMPETITION**

1906 **BYU**  
 1907 **BYU**  
 1908 **BYU**  
 1909 **BYU**  
 1910 **BYU**  
 1911 **BYU**  
 1912 **BYU**  
 1913 Utah  
 1914 **BYU**  
 1915 **BYU**  
 1916 Utah  
 1917 **BYU**

1947 Wyoming  
 1948 **BYU**  
 1949 Wyoming  
 1950 **BYU**  
 1951 **BYU**  
 1952 Wyoming  
 1953 Wyoming  
 1954 Colorado A&M  
 1955 Utah  
 1956 Utah  
 1957 **BYU**  
 1958 Wyoming  
 1959 Utah  
 1960 Utah  
 1961 Utah/Colorado State  
 1962 Utah

1996 Utah  
 1997 Utah  
 1998 Utah (Mountain)  
 1999 Utah

**ROCKY MOUNTAIN CONFERENCE**

1918 Utah State (West), Colorado College (East)  
 1919 Utah (W), Colorado (E)  
 1920 Colorado (E) – no west champ – influenza  
 1921 Utah (W), Colorado (E)  
 1922 **BYU** (W), Colorado College (E)  
 1923 Utah (W), Colorado College (E)  
 1924 **BYU** (W), Colorado College (E)  
 1925 **BYU** (W), Colorado College (E)  
 1926 Utah State (W), Colo St. Teacher College (E)  
 1927 Montana State (W), Colorado College (E)  
 1928 Montana State (W), Wyoming (E)  
 1929 Montana State (W), Colorado (E)  
 1930 Montana State/Utah State (W), Colorado (E)  
 1931 Utah (W), Wyoming (E)  
 1932 **BYU**/Utah (W), Wyoming (E)  
 1933 **BYU**/Utah (W), Wyoming/CSTC (E)  
 1934 **BYU** (W), Wyoming (E)  
 1935 Utah State (W), CSTC (E)  
 1936 Utah State (W), Wyoming (E)  
 1937 Utah/Montana St. (W), Colorado/Denver (E)

**MOUNTAIN STATES CONFERENCE  
(SKYLINE)**

1938 Utah/Colorado  
 1939 Colorado  
 1940 Colorado  
 1941 Wyoming  
 1942 Colorado  
 1943 **BYU** (West), Wyoming (East)  
 1944 No Champion  
 1945 Utah  
 1946 Wyoming

**WESTERN ATHLETIC CONFERENCE**

1963 Arizona State  
 1964 New Mexico/Arizona State  
 1965 **BYU**  
 1966 Utah  
 1967 **BYU**/Wyoming  
 1968 New Mexico  
 1969 **BYU**/Wyoming  
 1970 UTEP  
 1971 **BYU**  
 1972 **BYU**  
 1973 Arizona State  
 1974 New Mexico  
 1975 Arizona State  
 1976 Arizona  
 1977 Utah  
 1978 New Mexico  
 1979 **BYU**  
 1980 **BYU**  
 1981 Utah/Wyoming  
 1982 Wyoming  
 1983 **BYU**/Utah/UTEP  
 1984 UTEP  
 1985 UTEP  
 1986 Utah/Wyoming/UTEP  
 1987 UTEP  
 1988 **BYU**  
 1989 Colorado State  
 1990 **BYU**/Colorado State  
 1991 Utah  
 1992 **BYU**/UTEP  
 1993 **BYU**/Utah  
 1994 New Mexico  
 1995 Utah

**MOUNTAIN WEST CONFERENCE**

2000 Utah/UNLV  
 2001 **BYU**/Utah/Wyoming  
 2002 Wyoming  
 2003 **BYU**/Utah  
 2004 Air Force  
 2005 Utah  
 2006 San Diego State  
 2007 **BYU**  
 2008 **BYU**  
 2009 **BYU**/New Mexico/Utah  
 2010 New Mexico  
 2011 **BYU**/San Diego State


**WEST COAST CONFERENCE**

2012 Saint Mary's  
 2013 Gonzaga  
 2014 Gonzaga  
 2015 Gonzaga  
 2016 Gonzaga/Saint Mary's  
 2017 Gonzaga  
 2018 Gonzaga  
 2019 Gonzaga  
 2020 Gonzaga  
 2021 Gonzaga  
 2022 Gonzaga



# CONFERENCE TOURNAMENT RESULTS

@BYUMB



At the 2011 MWC Tournament, Jimmer Fredette scored a school record 52 points in BYU's win over New Mexico in the semifinals.

## CONFERENCE PLAYOFF SERIES

1924	Colorado College (Rocky Mountain)	2-1	W
1925	at Colorado College (Rocky Mountain)	0-3	L
1932	at Wyoming (Rocky Mountain)	1-2	L
1933	Wyoming (Rocky Mountain)	2-1	W
1934	at Wyoming (Rocky Mountain)	0-3	L
1943	at Wyoming (Skyline)	0-3	L

3/13/08	vs. Colorado State (in Las Vegas)	89-62	W
3/14/08	vs. San Diego State	63-54	W
3/15/08	at UNLV	61-76	L
3/12/09	vs. Air Force (in Las Vegas)	80-69	W
3/13/09	vs. San Diego State	62-64	L
3/11/10	vs. TCU (in Las Vegas)	95-85	W
3/12/10	at UNLV	66-70	L
3/10/11	vs. TCU (in Las Vegas)	64-58	W
3/11/11	vs. New Mexico	87-76	W
3/12/11	vs. San Diego State	54-72	L

## WESTERN ATHLETIC CONFERENCE TOURNAMENT

3/9/84	vs. New Mexico (in El Paso)	55-64	L
3/4/85	Air Force (in Provo)	79-82	L
3/6/86	vs. New Mexico (in Laramie)	68-79	L
3/5/87	vs. Air Force (in Albuquerque)	82-79 (OT)	W
3/6/87	at New Mexico	86-93	L
3/10/88	Hawaii (in Provo)	76-74	W
3/11/88	UTEP	63-66	L
3/10/89	vs. Hawaii (in Salt Lake City)	69-72	L
3/8/90	vs. Utah (in El Paso)	61-62 (OT)	L
3/7/91	vs. Colorado State (in Laramie)	69-56	W
3/8/91	vs. Hawaii	73-71 (OT)	W
3/9/91	vs. Utah	51-49 (OT)	W
3/12/92	vs. Air Force (in Fort Collins)	72-51	W
3/13/92	vs. Utah	75-62	W
3/14/92	vs. UTEP	73-71	W
3/11/93	vs. Hawaii (in Salt Lake City)	85-71	W
3/12/93	vs. New Mexico	59-68	L
3/10/94	vs. Utah (in Salt Lake City)	96-65	W
3/11/94	vs. Fresno State	87-72	W
3/12/94	vs. Hawaii	66-73	L
3/9/95	vs. Colorado State (in Albuquerque)	73-75	L
3/7/96	vs. Colorado State (in Albuquerque)	84-100	L
3/3/98	vs. Tulsa (in Las Vegas)	56-59	L
3/2/99	vs. TCU (in Las Vegas)	90-74	W
3/4/99	vs. Utah	62-81	L

## WEST COAST CONFERENCE TOURNAMENT

3/2/12	vs. San Diego (in Las Vegas)	73-68	W
3/3/12	vs. Gonzaga	58-77	L
3/8/13	vs. San Diego (in Las Vegas)	69-72	L
3/8/14	vs. Loyola Marymount (in Las Vegas)	85-74	W
3/10/14	vs. San Francisco	79-77 (OT)	W
3/11/14	vs. Gonzaga	64-75	L
3/7/15	vs. Santa Clara (in Las Vegas)	78-76	W
3/9/15	vs. Portland	84-70	W
3/10/15	vs. Gonzaga	75-91	L
3/5/16	vs. Santa Clara* (in Las Vegas)	72-60	W
3/7/16	vs. Gonzaga	84-88	L
3/4/17	vs. Loyola Marymount* (in Las Vegas)	89-81	W
3/6/17	vs. Saint Mary's	50-81	L
3/3/18	vs. San Diego (in Las Vegas)	85-79	W
3/5/18	vs. Saint Mary's	85-72	W
3/6/18	vs. Gonzaga	54-74	L
3/9/19	vs. San Diego (in Las Vegas)	57-80	L
3/9/20	vs. Saint Mary's (in Las Vegas)	50-51	L
3/8/21	vs. Pepperdine (in Las Vegas)	82-77 (OT)	W
3/9/21	vs. Gonzaga	78-88	L
3/4/22	vs. Loyola Marymount (in Las Vegas)	85-60	W
3/5/22	vs. San Francisco	63-75	L

\*Wins vacated by the NCAA Committee on Infractions


## MOUNTAIN WEST CONFERENCE TOURNAMENT

3/9/00	vs. New Mexico (in Las Vegas)	55-43	W
3/10/00	vs. Utah	58-54	W
3/11/00	at UNLV	56-79	L
3/8/01	vs. Air Force (in Las Vegas)	69-54	W
3/9/01	vs. Wyoming	77-66	W
3/10/01	vs. New Mexico	69-65	W
3/7/02	vs. San Diego State (in Las Vegas)	51-62	L
3/13/03	vs. New Mexico (in Las Vegas)	71-56	W
3/14/03	vs. Colorado State	86-80 (OT)	L
3/11/04	vs. Wyoming (in Denver)	79-74	W
3/12/04	vs. Utah	51-54	L
3/10/05	vs. New Mexico (in Denver)	71-85	L
3/9/06	vs. Utah (in Denver)	70-74	L
3/8/07	vs. TCU (in Las Vegas)	77-64	W
3/9/07	vs. Wyoming	96-84	W
3/10/07	at UNLV	70-78	L

## MWC/WAC/WCC TOURNAMENT RECORDS

Conference Tournament Record	38-34/36-34*
First Round Record	22-14/20-14*
Second Round Record	12-10
Championship Finals Record	3-9
WAC Tournament Record	12-13
MWC Tournament Record	15-11
WCC Tournament Record	11-10/9-10*
Tournament Record (Neutral)	37-27/35-27*
Tournament Record (Home)	1-2
Tournament Record (Away)	0-5

\*On-The-Court Record/Official Adjusted Record Due to Games Vacated by the NCAA



The 1923-24 Cougars finished 7-1 in conference play.

### 1921-22

BYU won the Rocky Mountain Conference Western Division with a 3-1 conference record, beating out rivals from the University of Utah.

### 1923-24

A 7-1 conference record gave the Cougars the Western Division title. They met the Eastern Division winner, Colorado College, in the first playoff series in a decade. BYU won the series 2-1 and was crowned the undisputed Rocky Mountain Conference Champion.

### 1924-25

BYU repeated its championship run and once again won the Western Division title, finishing 5-3 in

conference and 10-6 overall. The title was the third in four years for the Cougars. BYU once again met Colorado College in the Conference Championship Series but was swept in Colorado Springs.

### 1931-32

Led by sophomore Elwood Romney, a first-team all-conference selection, BYU tied with Utah for the West title and then defeated the Utes in a one-game playoff, earning the chance to meet Wyoming in the Conference Championship Series. Despite an 8-4 conference finish, the Cougars were swept by the Cowboys.

### 1932-33

For the second straight season, the Western Division ended in a tie between BYU and Utah. After going 9-3 in conference and 18-7 overall, the Cougars once again defeated the Utes and met Wyoming in the Championship Series. This time, BYU emerged victorious, winning 2-1 and thus winning the conference championship series for the first time since 1924.

### 1933-34

The Cougars finished the season 9-3 in conference and 18-11 overall to win the Western Division title for the third year in a row. BYU once again met Wyoming in the championship playoff series, but the Cougars were defeated 2-1.

### 1942-43

The 1942-43 Cougars won their first Skyline Conference Western Division title since joining the league in 1937. A 7-1 conference record earned the team the opportunity to play Wyoming in the championship series. However, despite the efforts of first-team all-conference selection Brady Walker, BYU lost to Wyoming in three straight games.

### 1947-48

As the conference consolidated into one division, the Cougars finished 8-2 and took first place. Joe Nelson and Randy Clark were both named first-team all-conference players. Nelson led the Skyline Conference in scoring, racking up 203 points in conference play and averaging 20.3 points per game.

### 1949-50

After winning the conference preseason trophy, BYU finished 14-6 in conference and had their first 20-win season, going 22-12. The Cougars were led by a talented trio consisting of Joe Nelson, Roland Minson and Mel Hutchins, each averaging over 10 points per game. All three players earned league honors at season's end.

### 1950-51

BYU repeated as Skyline Conference champions and won its third title in four years with a 15-5 record in conference and an amazing 28-9 record overall. Once again led by Roland Minson and Mel Hutchins, the Cougars were ranked as high as third nationally and went on to win the NIT. They also set a school record with a 91-point offensive showcase against Denver.

### 1956-57

BYU won its last Skyline Conference Championship in 1956-57, finishing 11-3 in conference and 19-9 overall. Led by Tom Steinke and John Benson, who each averaged almost 20 points per game, the Cougars went on to finish third in the NCAA West Regionals.



The Cougars won the Skyline Conference title in 1950-51 with a 15-5 record in league play.

**1964-65**

The 1964-65 team won the first WAC Championship for BYU and first conference title since 1957. The team finished the season with a 21-7 mark and was ranked sixth nationally in the final wire service poll of the season. The Cougars finished second to Miami in scoring offense. John Fairchild was named WAC Player of the Year and led the team with 21.5 points a game.

**1966-67**

BYU surprised many by winning a share of the WAC title and finishing 14-10 overall. There were no real standouts on the team as eight players won game-high honors during the season. The Cougars remained undefeated at home for the second straight year.

**1968-69**

BYU finished the season at 17-12 and had been picked in the preseason polls to finish third or lower. They won a first-round berth in the NCAA Tournament but lost to New Mexico State. Remarkably, six players ended the season with scor-

ing averages in double figures.

**1970-71**

The Cougars finished 18-11 to grab the WAC title. They lost to eventual NCAA Champion UCLA in the NCAA Regionals. The team was led by Bernie Fryer, who averaged 19.2 points, and Steve Kelly, who scored 17.9 points per game.

**1971-72**

The 1971-72 season was Coach Stan Watts' final year and one of the most exciting in BYU history. The team finished with a 21-5 record and made it to the NCAA Tournament.

**1978-79**

One of the most exciting aspects of the 1978-79 season was the expectation that Cougar success would carry over into the next year. BYU, 20-8 overall, was led by Danny Ainge with 18.4 points per game. Ainge moved into the top 10 in scoring in team history after just two seasons. The Cougars made it to the first round of the NCAA Tournament.

**1979-80**

A record of 24-5 was the best yet for a BYU team. The Cougars had been ranked as high as No. 6 by sports writers. All the starters from the previous year returned to help defend the WAC title. Danny Ainge once again led the team with 19.1 points per game and moved into first place on the BYU all-time scoring list. The team had four future NBA players; Ainge, Devin Durrant, Fred Roberts and Greg Kite.

**1982-83**


Although the 1982-83 team finished in a three-way tie for the WAC championship, it was the first time in the previous five years that the Cougars did not advance to postseason play. The team's record was 15-14. Devin Durrant led BYU in scoring with 22.8 points per game. Greg Kite led the team in rebounding with 8.8 per game.

**1987-88**

In the 70-year history of BYU basketball, only the 1950-51 team had more victories than the 1987-88 team, and no team had a better winning percentage. The Cougars finished 26-6, winning 17 games in a row to start the year, a BYU basketball record. The team was led by All-American Michael Smith who averaged 21.2 points and 7.8 rebounds per game.

**1989-90**

The Cougars went 21-9 and exceeded all expectations by winning the WAC title. The team was projected to finish sixth. They went on to lose a heart-breaker in the NCAA East Regional to Clemson 49-47. It was Roger Reid's first year as head coach. Marty Haws led the team in scoring with 18.5 points and 4.1 assists per game. Andy Toolson averaged 18.3 points per game.



The 1987-88 Cougars finished the season at 26-6 overall and first in the Western Athletic Conference at 13-3.



### 1990-91 (Tournament)

With a 21-13 record, BYU finished in second place during the regular season in the WAC but went on to win the WAC Tournament and then advanced to the second round of the NCAA Tournament. Freshman Shawn Bradley led the nation in blocked shots with 177 and averaged 14.8 points a game. Steve Schreiner scored 14.2 points per game.

### 1991-92

Few thought at the beginning of the season that the Cougars would finish the season 25-7 and win the WAC. BYU went on to defeat UTEP in dramatic fashion at the WAC Tournament thanks to a 54-foot buzzer-beater by Kevin Nixon. The Cougars ran into Shaq and LSU in the first round of the NCAA Tournament to end the season. Gary Trost led the team in scoring with 14.2 points per game.

### 1992-93

BYU posted a 25-9 record, including 15-1 in the WAC, which tied the conference record for most wins. Nick Sanderson set a school record for 3-point attempts in a season with 209. Russell Larson set a new school record in field-goal percentage at .631. Gary Trost led the team in scoring for the second straight year with 15.2 points per game. The Cougars lost to Kansas in the second round of the NCAA Tournament.

### 2000-01

BYU finished 24-9 while earning its first conference tournament title since 1992, its first regular-season championship since 1993 and its first NCAA bid since 1995. The Cougars went 10-4 in Mountain West Conference play to earn a three-way share of the title with Utah and Wyoming. BYU won the MWC Tournament and earned the automatic bid to the NCAA Tournament with wins over Air Force, Wyoming and New Mexico at the Thomas & Mack Center in Las Vegas. The Cougars, a 12 seed, lost their first round NCAA game at Cox Arena in San Diego to No. 5-seed Cincinnati.

### 2002-03

For the second time in three years, BYU claimed a share of the Mountain West Conference regular-season title and an NCAA bid. Playing one of the nation's toughest schedules, including 11 different conferences on its non-league slate, the Cougars finished the year 23-9 overall and earned their 25th regular season conference title, going 11-3 in MWC games to tie for first with Utah. BYU coach Steve Cleveland was named the MWC Coach of the Year, and senior guard Travis Hansen was one of two consensus first-team All-MWC players and the MWC's Co-Defensive Player of the Year. The Cougars had the MWC's top defense and also won the preseason Paradise Jam title in St. Thomas, U.S. Virgin Islands. Hansen led the team in scoring (16.8) and blocks (20) and was second in assists (2.4) and rebounds (4.8).

### 2006-07

BYU's second season under head coach Dave Rose not only improved upon his impressive inaugural campaign but also proved to be one of the best seasons a Cougar team has ever achieved in the program's history. After becoming the second-most improved team in the nation in Rose's first season at BYU, the Cougars responded in his second year with a resume that included a 25-9 record, the program's first outright league championship since 1988, its first national top-25 ranking since 1993, its first season sweep of rival Utah since 1994 and its first NCAA tournament invitation since 2004, including its highest seed since 1995. In the record books at BYU, only two teams (1951 – 28 wins; 1988 – 26 wins) had won more games in a season than the 25 victories achieved by the Cougars in 2006-07. BYU defeated three nationally ranked teams in the process and earned a national ranking (No. 24) in the final Associated Press Top 25 Poll, something a Cougar team hadn't done since 1988.

### 2007-08

The Dave Rose-guided Cougars went 27-8 to win the second-most games in school history while becoming the first outright back-to-back Mountain West Conference Champions in league history. The team also achieved BYU's first consecutive appearances in the Top 25 polls since the 1980-81 and 1981-82 seasons and earned the program's first victory over a top-6 ranked team since 1965 with its triumph over Rick Pitino's sixth-rated Louisville Cardinals. The Cougars won the MWC regular-season title by two games over UNLV with a 14-2 league record. They also finished the regular season with 25 regular-season victories, a program record at the time. The consecutive outright league titles were the first for BYU since Danny Ainge played for the Cougars in 1978-79 and 1979-80. The conference regular season crown was also BYU's 27th overall to rank the Cougars ninth all-time among all Division I programs.

### 2008-09

By capturing a share of the 2009 MWC regular season title, BYU became the first program in league history to win three-straight titles – a feat accomplished only one other time in program history, from 1932 to 1934. Heading into the final three games of the regular season, the Cougars trailed league leader Utah by two games in the standings. BYU knocked off rival Utah at home before winning at Wyoming to pull into a tie for first and then downed Air Force in a hard-fought battle at home in the finale to claim a share of the title. At 25-8 the Cougars won at least 25 games for the third-straight season and appeared in the polls a third-straight year for the first time since 1979-80, 1980-81 and 1981-82.

### 2010-11

Led by National Player of Year Jimmer Fredette and BYU's all-time steals leader Jackson Emery, the Cougars set numerous program records while capturing a share of the MWC regular season title. With an overall record of 32-5, BYU set team records for wins, winning percentage (.864) and wins away from home (19 total, 10 road and nine neutral). Fredette led the nation in scoring at 28.9 points per game and set program single game (52 points vs. New Mexico), single season (1,068 points) and career (2,599 points) scoring records while Emery set the season (101) and career (249) steals records. The Cougars were ranked in the top 25 throughout the season and enjoyed nine-consecutive weeks ranked in the top 10. BYU swept San Diego State (ranked No. 4 and No. 6 at the time of the matchups) in the regular season to secure a share of the league title with a 14-2 mark. The Cougars earned a No. 3 seed in the NCAA Tournament and advanced to the Sweet 16 for the first time since 1981.



# ALL-TIME SEASON RESULTS

@BYUMBB

## 1902-03

Record: 4-5  
H/A: 2-3/2-2  
Long Win/Loss Streak: 3/2  
Coach: W.A. Colton

Date	Opponent	Score	W/L
F 6	at LDSU	7-47	L
F 14	BY College	13-17	L
F 21	Weber Academy	30-18	W
F 27	at Weber Academy	17-16	W
F 28	at BY College	20-17	W
M 7	LDSU	13-23	L
M 21	at LDSU	13-30	L
M 28	Colorado	23-15	W
A 2	Colorado	10-16	L

## 1903-04

Record: 3-3  
H/A: 1-2/2-1  
Long Win/Loss Streak: 2/2

Date	Opponent	Score	W/L
J 9	Salt Lake HS	38-8	W
J 16	LDSU	17-22	L
J 22	at Weber Academy	43-13	W
J 23	at BY College	18-9	W
F 6	BY College	17-18	L
F 19	at LDSU	20-27	L

## 1904-05

Record: 9-3  
H/A: 5-1/4-2  
Long Win/Loss Streak: 7/1

Date	Opponent	Score	W/L
J 21	at A.F. Apollos	NS	L
J 28	LDSU	51-7	W
F 3	at State Deaf School	64-6	W
F 4	at BY College	22-14	W
F 10	A.F. Apollos	NS	W
F 11	BY College	19-12	W
F 18	Weber Academy	30-10	W
F 24	at LDSU	NS	W
F 25	at Weber Academy	14-16	L
M 4	State Deaf School	NS	W
M 4	at A.F. Apollos	10-7	W
M 25	Wheaton College (Ill.)	27-35	L

## 1905-06

Record: 11-1  
H/A: 6-1/5-0  
Long Win/Loss Streak: 6/1  
Coach: C.T. Teetzel

Date	Opponent	Score	W/L
J 13	LDSU	25-12	W
J 19	Weber Academy	NS	W
J 27	State Deaf School	62-4	W
F 9	at Weber Academy	15-11	W
F 10	at State Deaf School	NS	W
F 13	Chicago YMCA	14-22	L
F 16	at LDSU	19-17	W
F 23	at Utah State	21-14	W
F 24	at BY College	20-18	W
M 2	Minn. Red Wings	20-18	W
M 3	Utah State	19-11	W
M 17	BY College	20-19	W

## 1906-07

Record: 7-3  
H/A/N: 5-1/2-1/0-1  
Long Win/Loss Streak: 3/1  
Coach: C.T. Teetzel

Date	Opponent	Score	W/L
J 19	Weber Academy	72-9	W
J 26	BY College (OT)	26-24	W
F 1	at LDSU	32-29	W
F 7	Chicago Crescents	21-24	L
F 16	Utah State	44-11	W
F 23	Weber Academy	2-0	W
M 1	at Utah State	23-12	W
M 2	at BY College	16-19	L

M 8	LDSU	30-19	W
M 16	vs. BY College (OT)	24-27	L
! - forfeit			

## 1907-08

Record: 4-2  
H/A: 3-1/1-1  
Long Win/Loss Streak: 4/1  
Coach: C.T. Teetzel

Date	Opponent	Score	W/L
J 17	at BY College	14-16	L
J 18	at Utah State	29-16	W
J 25	LDSU (OT)	20-19	W
F 1	Utah State	43-19	W
F 15	LDSU	26-25	W
F 22	BY College	22-27	L



**FRED BENNION**  
Years: 1908-10 (2)  
Record: 16-6 (.727)

## 1908-09

Record: 7-4  
H/A: 4-2/3-2  
Long Win/Loss Streak: 4/3  
Coach: Fred Bennion

Date	Opponent	Score	W/L
D 12	YMCA	23-29	L
J 9	at YMCA	17-31	L
J 16	at LDSU	16-30	L
J 23	Utah	32-9	W
J 30	BY College	35-21	W
F 6	Utah State	37-11	W
F 20	LDSU	28-33	L
F 22	Oregon	26-24	W
F 26	at Utah State	37-13	W
F 27	at BY College	34-27	W
M 5	at Utah	40-27	W

## 1909-10

Record: 9-2  
H/A: 5-1/4-1  
Long Win/Loss Streak: 8/1  
Coach: Fred Bennion

Date	Opponent	Score	W/L
J 8	YMCA	28-26	W
J 14	at BY College	33-13	W
J 15	at Utah State	40-20	W
J 22	BY College	42-14	W
F 5	at Utah	31-27	W
F 11	Utah	31-17	W
F 12	at LDSU	29-21	W
F 18	Utah State	47-31	W
F 22	YMCA	21-26	L
F 25	LDSU	47-12	W
F 26	at YMCA	13-23	L

## 1910-11

Record: 8-0  
H/A: 5-0/3-0  
Long Win Streak: 8  
Coach: Henry Rose

Date	Opponent	Score	W/L
J 7	at Snow Academy	45-25	W
J 14	Alumni	32-22	W
J 21	YMCA	41-17	W
J 28	Utah	47-27	W
F 4	at Utah State	29-19	W
F 18	Utah State	37-21	W
F 25	at Utah	33-26	W
F 27	Hamilton, Wisc.	27-26	W



**E.L. ROBERTS**  
Years: 1911-20, 25-28 (12)  
Record: 87-49 (.640)

## 1911-12

Record: 7-0  
H/A: 5-0/2-0  
Long Win Streak: 7  
Coach: E.L. Roberts

Date	Opponent	Score	W/L
J 13	Alumni	40-19	W
J 20	BY College	48-20	W
J 27	LDSU	51-12	W
F 3	Utah State	36-17	W
F 9	at Utah State	37-16	W
F 17	at Utah	36-25	W
M 2	Utah	32-25	W

## 1912-13

Record: 7-3  
H/A: 5-2/2-1  
Long Win/Loss Streak: 5/2  
Coach: E.L. Roberts

Date	Opponent	Score	W/L
D 14	Weber Academy	48-34	W
J 11	Alumni	61-26	W
J 18	LDSU	34-20	W
J 25	Burlington (S.L.)	49-17	W
F 1	BY College	40-29	W
F 8	Utah	31-49	L
F 14	at BY College	28-26	W
F 15	at Utah State	33-23	W
F 22	at Utah (OT)	26-29	L
M 1	Utah State	20-29	L

## 1913-14

Record: 8-2  
H/A: 6-0/2-2  
Long Win/Loss Streak: 4/1  
Coach: E.L. Roberts

Date	Opponent	Score	W/L
J 10	S.L. Hardware	53-18	W
J 17	Deseret Business	44-13	W
J 31	BY College	43-23	W
F 5	Montana State	67-14	W

F 14	at Utah	23-36	L
F 21	Utah State	41-21	W
F 28	Utah	32-24	W
M 6	at Utah State	28-19	W
M 7	at BY College	22-15	W
M 9	at Oneida Academy	25-26	L

## 1914-15

Record: 6-2  
H/A: 4-0/2-2  
Long Win/Loss Streak: 6/1  
Coach: E.L. Roberts

Date	Opponent	Score	W/L
J 15	at Apollos	23-27	L
J 16	Apollos	35-25	W
J 30	BY College	37-32	W
F 13	Utah State	29-21	W
F 20	Utah	29-28	W
F 26	at Utah State	31-23	W
F 27	at BY College	24-18	W
M 12	at Utah	20-38	L

## 1915-16

Record: 3-3  
H/A: 3-1/0-2  
Long Win/Loss Streak: 2/2  
Coach: E.L. Roberts

Date	Opponent	Score	W/L
J 15	Springville HS	44-17	W
F 4	at Utah	26-41	L
F 12	Utah State	42-17	W
F 19	Iola (KS) YMCA	70-25	W
F 26	at Utah State	23-37	L
M 4	Utah	30-38	L

## 1916-17

Record: 14-2  
H/A/N: 8-0/3-1/3-1  
Long Win/Loss Streak: 14/1  
Coach: E.L. Roberts

Date	Opponent	Score	W/L
D 13	at Springville HS	19-20	L
J 6	BY HS	50-20	W
J 13	West HS	42-24	W
J 20	Springville HS	61-24	W
J 27	LDSU	38-19	W
J 29	Chicago Cres.	51-9	W
F 3	at BY College	84-37	W
F 10	Utah	38-32	W
F 17	Utah State	43-22	W
F 23	at Utah	54-33	W
M 3	Alumni	50-19	W
M 8	at Utah State	34-27	W
M 14	#Brown-King (SL)	52-21	W
M 15	#NW Normal (OK)	35-24	W
M 16	#Seward Park Bro.	27-16	W
M 17	#Illinois AC	14-27	L
#AAU Tourney (Chicago)			

## 1917-18

Record, Conference: 5-3, 1-1, T2nd RMC  
H/A: 3-2/2-1  
Long Win/Loss Streak: 2/1  
Coach: E.L. Roberts

Date	Opponent	Score	W/L
N 29	at Lehi HS	30-34	L
J 12	BY HS	40-28	W
J 19	Lehi HS	67-30	W
J 25	BY College (OT)	32-36	L
F 1	Hinckley Academy	58-28	W
F 9	Utah	21-27	L
F 11	at American Fork HS	48-35	W
F 23	at Utah	38-28	W

ALL-TIME SEASON RESULTS

#BYUHOOPS



**1918-19**

Record, Conference: 5-3, 1-3, 3rd RMC  
 H/A: 4-2/1-1  
 Long Win/Loss Streak: 4/2  
 Coach: E.L. Roberts

Date	Opponent	Score	W/L
	Pleasant Grove HS	58-19	W
	Lehi HS	72-14	W
	Springville HS	46-19	W
F 6	at Spanish Fork HS	87-18	W
F 7	at Utah	22-50	L
F 15	BYU College	50-24	W
M 1	Utah State	23-26	L
M 8	Utah	21-31	L

**1919-20**

Record, Conference: 4-2, 0-2, T3rd RMC  
 H/A: 2-0/2-2  
 Long Win/Loss Streak: 4/2  
 Coach: E.L. Roberts

Date	Opponent	Score	W/L
J 9	at Springville HS	34-19	W
J 10	BY HS	49-32	W
J 21	at American Fork Legion	56-34	W
J 24	Lehi Legion	47-20	W
J 31	at Utah State	27-55	L
M 4	at Utah	30-41	L



**ALVIN TWITCHELL**  
 Years: 1920-25 (5)  
 Record: 50-20 (.714)

**1920-21**

Record: 10-2, 2-2, 2nd RMC  
 H/A: 9-0/1-2  
 Long Win/Loss Streak: 10/1  
 Coach: Alvin Twitchell

Date	Opponent	Score	W/L
	at Lehi Legion	16-39	L
	Utah AA	33-29	W
	BY HS	56-23	W
	Alumni	29-25	W
	Pleasant Grove High	43-14	W
	Alumni	29-25	W
	Provo Legion	36-30	W
J 22	Utah	22-16	W
F 5	at Utah State	43-45	W
	Provo Legion	31-25	W
F 26	Utah State	30-28	W
M 5	at Utah	16-29	L

**1921-22**

Record, Conference: 9-3, 3-1, 1st RMC  
 H/A: 6-2/3-1  
 Long Win/Loss Streak: 6/1  
 Coach: Alvin Twitchell

Date	Opponent	Score	W/L
	Provo Legion	24-36	L
	Provo Legion	35-24	W
	WAA	28-31	L
	Lehi HS	47-23	W
	BYU Frosh	32-22	W
	at Lehi HS	26-23	W
	at A.F. Legion	44-24	W
	A.F. Legion	36-10	W
F 3	Utah	29-16	W
F 11	Utah State	39-22	W
F 25	at Utah	32-27	W
M 3	at Utah State	34-36	L

**1922-23**

Record, Conference: 7-5, 4-4, T2nd RMC  
 H/A: 6-1/1-4  
 Long Win/Loss Streak: 6/5  
 Coach: Alvin Twitchell

Date	Opponent	Score	W/L
J 4	at Carbon County HS	51-25	W
J 13	BY HS	24-17	W
J 20	West HS	44-20	W
J 24	Provo HS	30-20	W
J 26	Utah	36-29	W
J 27	Utah	25-19	W
F 2	at Utah State	19-55	L
F 3	at Utah State	30-36	L
F 16	at Utah	33-35	L
F 17	at Utah	18-24	L
F 23	Utah State	22-23	L
F 24	Utah State	37-26	W

**1923-24**

Record, Conference: 14-4, 7-1, 1st RMC  
 H/A: 9-4/5-0  
 Long Win/Loss Streak: 5/1  
 Coach: Alvin Twitchell

Date	Opponent	Score	W/L
	at Nephi HS	NS	
	Wasatch HS	38-21	W
J 10	Colorado College	36-39	L
J 11	Colorado College (OT)	40-38	W
J 12	Colorado College	32-25	W
J 12	LDSU	34-38	L
J 18	Idaho AC	35-18	W
J 19	Nephi HS	39-25	W
J 25	at Utah	38-21	W
J 26	at Utah	36-26	W
J 29	Colorado Tech College	27-33	L
J 30	Colorado Tech College	34-31	W
F 8	Utah State	36-43	L
F 9	Utah State	38-21	W
F 15	Utah	37-22	W
F 16	Utah	34-32	W
F 22	at Utah State	30-27	W
F 23	at Utah State	32-25	W

**1924-25**

Record, Conference: 10-6, 5-3, 1st RMC  
 H/A: 2-0/2-2  
 Long Win/Loss Streak: 4/2  
 Coach: Alvin Twitchell

Date	Opponent	Score	W/L
J 9	Nephi HS	44-20	W
J 10	Provo HS	31-24	W
J 17	Apex	34-22	W
J 23	at Utah State	29-26	W
J 24	at Utah State	22-42	L
F 6	Utah	33-35	L
F 7	Utah	42-25	W
F 13	Utah State	48-36	W
F 14	Utah State	24-23	W
F 20	Western Colorado	54-18	W
F 21	Western Colorado	55-27	W

F 27	at Utah	24-36	L
F 28	at Utah	41-36	W
M 19	at Colorado College	32-41	L
M 20	at Colorado College	34-42	L
M 21	at Colorado College	25-39	L

**1925-26**

Record, Conference: 11-5, 7-5, 2nd RMC  
 H/A: 7-3/4-2  
 Long Win/Loss Streak: 4/3  
 Coach: E.L. Roberts

Date	Opponent	Score	W/L
J 6	Southeastern Oklahoma State	40-21	W
J 14	Apex	33-31	W
J 22	at Utah	22-21	W
J 23	at Utah	35-31	W
J 29	Utah State	31-49	L
J 30	Utah State	36-32	W
F 5	at Montana State	18-41	L
F 6	at Montana State	31-36	L
F 12	Utah	34-39	L
F 13	Utah	37-24	W
F 19	at Western Colorado	53-22	W
F 20	at Western Colorado	38-30	W
F 26	Utah State	52-43	W
F 27	Utah State	34-36	L
M 3	Montana State	52-33	W
M 4	Montana State	36-20	W

**1926-27**

Record, Conference: 5-14, 1-11, 4th RMC  
 H/A: 4-8/1-5  
 Long Win/Loss Streak: 1/6  
 Coach: E.L. Roberts

Date	Opponent	Score	W/L
D 18	Dixie College	40-25	W
D 29	at Hinckley Academy	15-35	L
J 7	BY HS	22-24	L
J 8	BY HS	44-22	W
J 14	Arthur Academy	40-42	L
J 15	Alumni	47-33	W
J 21	at Utah State	47-50	L
J 22	at Utah State	34-62	L
J 28	Utah	39-42	L
J 29	Utah	35-37	L
F 4	at Montana State	37-64	L
F 5	at Montana State	33-49	L
F 12	Apex	50-22	W
F 18	Montana State	20-43	L
F 19	Montana State	38-53	L
F 25	at Utah	31-34	L
F 26	at Utah (OT)	40-34	W
M 4	Utah State	38-44	L
M 5	Utah State	35-42	L

**1927-28**

Record, Conference: 13-10, 3-9, 4th RMC  
 H/A: 7-6/6-4  
 Long Win/Loss Streak: 9/7  
 Coach: E.L. Roberts

Date	Opponent	Score	W/L
D 10	Arthur Academy	41-39	W
D 17	Oregon State	22-37	L
D 22	BYU-Idaho	53-31	W
D 28	at Milford Academy	42-41	W
D 29	at Branch Academy	59-22	W
D 30	at Dixie College	30-24	W
D 31	at Dixie College	32-25	W
J 7	Branch AC	53-27	W
J 13	Milford AC	45-39	W
J 14	Milford Academy	45-34	W
J 14	Alumni	47-33	W
J 20	Montana State	41-43	L
J 21	Montana State	37-43	L
J 27	at Utah	37-30	W
J 28	at Utah	35-31	W
F 10	Utah State	49-34	W
F 11	Utah State	31-39	L
F 17	Utah	25-31	L
F 18	Utah	26-31	L
F	at Utah State	41-52	L



**G. OTT ROMNEY**  
 Years: 1928-35 (7)  
 Record: 139-71 (.662)

**1928-29**

Record, Conference: 20-10, 6-6, T2nd, RMC  
 H/A/N: 10-5/10-4/0-1  
 Long Win/Loss Streak: 8/2  
 Coach: G. Ott Romney

Date	Opponent	Score	W/L
D 8	Alumni	36-48	L
D 8	Vico Oil	38-37	W
D 14	Dixie College	34-24	W
D 14	Snow College	41-26	W
D 17	Colorado State College	47-39	W
D 18	at Arthur Academy	42-60	L
D 26	vs. North Dakota	50-53	L
D 28	North Dakota	42-26	W
D 29	North Dakota	31-30	W
J 2	at Los Angeles Academy	32-23	W
J 3	at Alhambra Academy	33-26	W
J 4	at Hollywood Academy	49-44	W
J 5	at Pacific Coast Academy	41-28	W
J 7	at Las Vegas Academy	42-26	W
J 9	Phillips	40-30	W
J 10	Phillips	38-51	L
J 18	Utah	41-38	W
J 19	Utah	49-45	W
J 23	at Montana Normal	77-25	W
J 24	at Montana Mines	29-25	W
J 25	at Montana State	36-72	L
J 26	at Montana State	37-67	L
F 1	at Utah State	53-45	W
F 2	at Utah State	46-34	W
F 8	at Utah	41-56	L
F 9	at Utah	53-37	W
F 18	Montana State	42-70	L
F 19	Montana State	57-66	L
M 1	Utah State	49-45	W
M 2	Utah State	50-52	L

**1929-30**

Record, Conference: 23-7, 6-6, 3rd RMC  
 H/A: 12-2/11-5  
 Long Win/Loss Streak: 9/2  
 Coach: G. Ott Romney

Date	Opponent	Score	W/L
D 4	38th Infantry	55-26	W
D 4	College All-Stars	63-44	W
D 11	Alumni	63-45	W
D 16	Wyoming	47-25	W
D 18	Wyoming	51-38	W
D 21	at UCLA	47-40	W
D 23	at UCLA	43-47	L
D 26	at Los Angeles	45-39	W
D 27	at Pacific Coast Academy	34-33	W
D 28	at Hollywood Academy	79-50	W



**ALL-TIME SEASON RESULTS**

@BYUMB

D 30	at Occidental	47-43	W	J 8	Henry's (Wichita)	39-22	W
J 2	at San Bernardino JC	49-23	W	J 15	at Utah	44-36	W
J 3	at Dixie College	36-32	W	J 16	at Utah	39-40	W
J 4	at Snow College	41-28	W	J 22	Utah State (OT)	45-47	L
J 10	Nevada-Reno	44-26	W	J 23	Utah State	40-37	W
J 11	Nevada-Reno	46-35	W	J 29	at Montana State	36-23	W
J 17	Utah State	37-39	L	J 30	at Montana State	37-22	W
J 18	Utah State	53-37	W	F 5	Utah	32-35	L
J 24	Montana State	43-69	L	F 6	Utah	43-34	W
J 25	Montana State	45-42	W	F 15	Montana State	48-26	W
J 31	at Utah	49-53	L	F 16	Montana State	42-43	L
F 1	at Utah	30-38	L	F 26	at Utah State	39-32	W
F 7	at Montana State	47-41	W	F 27	at Utah State	63-50	W
F 8	at Montana State	39-70	L	M 1	vs. Utah	35-33	W
F 10	at Idaho State	51-33	W	M 3	at Wyoming	33-37	L
F 14	at Utah State	49-36	W	M 4	at Wyoming	28-29	W
F 15	at Utah State	41-55	L	M 5	at Wyoming	38-22	W
F 21	Montana Miners	56-37	W				
F 28	Utah	56-31	W				
M 1	Utah	59-42	W				

F 17	at Utah State	35-43	L	F 17	at Utah State	35-43	L
F 23	at Montana State	44-30	W	F 23	at Montana State	44-30	W
F 24	at Montana State	23-32	L	F 24	at Montana State	23-32	L
M 8	at Wyoming	38-43	L	M 8	at Wyoming	38-43	L
M 9	at Wyoming (OT)	44-47	L	M 9	at Wyoming (OT)	44-47	L
M 10	at Wyoming	34-43	L	M 10	at Wyoming	34-43	L

**1934-35**

Record, Conference: 18-10, 6-6, 2nd RMC  
 H/A/N: 14-4/3-6/1-0  
 Long Win/Loss Streak: 11/4  
 Coach: G. Ott Romney

Date	Opponent	Score	W/L
N 21	Alumni	68-51	W
N 21	Alumni	51-53	L
N 30	Gibbs Institute	65-26	W
N 30	Alumni	34-40	L
D 5	Pinney Beverage	49-33	W
D 10	CYO	63-37	W
D 13	Denver AC	29-36	L
D 20	at Creighton	48-38	W
D 21	at Colorado St. College	56-22	W
D 22	at Denver AC	33-41	L
D 28	Colorado State College	46-35	W
D 29	vs. Colorado St. College	66-49	W
J 4	Branch AC	68-35	W
J 4	Dixie College	56-31	W
J 5	Branch AC	51-38	W
J 5	Dixie College	70-34	W
J 11	Utah	54-25	W
J 12	Utah	56-53	W
J 18	Montana State	62-28	W
J 19	Montana State	55-32	W
J 25	at Utah State	39-38	W
J 26	at Utah State	27-41	L
F 8	Utah State (OT)	47-48	L
F 9	Utah State	40-39	W
F 15	at Utah (OT)	46-50	L
F 16	at Utah	43-52	L
F 22	at Montana State	41-53	L
F 23	at Montana State	46-56	L

**1932-33**

Record, Conference: 20-7, 9-3, 1st RMC  
 H/A/N: 9-4/10-3/1-0  
 Long Win/Loss Streak: 6/2  
 Coach: G. Ott Romney

Date	Opponent	Score	W/L
D 8	Alumni	47-26	W
D 8	Alumni	43-35	W
D 16	at Western Colorado	58-20	W
D 17	at Western Colorado	49-41	W
D 19	at Colorado State College	38-33	W
D 20	at Colorado State College	46-36	W
D 21	at Denver Piggly Wiggly	20-41	L
D 22	at Colorado College	43-30	W
D 23	at Colorado College	55-34	W
J 5	Henry's (Wichita)	30-47	L
J 6	Olson's Swedes	31-32	L
J 13	Utah	40-27	W
J 14	Utah	33-34	L
J 20	at Montana State	53-38	W
J 21	at Montana State	33-26	W
J 27	at Utah State	33-40	L
J 28	at Utah State	59-44	W
F 6	Montana State	42-29	W
F 7	Montana State	53-27	W
F 17	at Utah	43-42	W
F 18	at Utah	36-50	L
F 24	Utah State	37-30	W
F 25	Utah State	48-36	W
M 4	vs. Utah	43-26	W
M 9	Wyoming	25-35	L
M 10	Wyoming	37-33	W
M 11	Wyoming	41-39	W

**1933-34**

Record, Conference: 18-12, 9-3, 1st RMC  
 H/A/N: 10-2/8-8/0-2  
 Long Win/Loss Streak: 8/4  
 Coach: G. Ott Romney

Date	Opponent	Score	W/L
D 6	Clark's Insurance	56-38	W
D 6	Alumni	56-51	W
D 11	Ogden Boosters	30-31	L
D 13	Denver Academy	47-50	L
D 18	Colorado College	43-27	W
D 19	Granite Mart	56-35	W
D 21	vs. Ogden Boosters	26-36	L
D 22	vs. USC	33-36	L
D 26	at Denver Piggly Wiggly	25-49	L
D 27	at Denver	43-38	W
D 28	at Denver AC	36-35	W
D 29	at Colorado	31-38	L
D 30	at Western Colorado	51-42	W
J 1	at Western Colorado	54-32	W
J 2	at Cook's Sporting Goods	59-26	W
J 12	Utah State	57-34	W
J 13	Utah State	42-35	W
J 19	Montana State	48-31	W
J 20	Montana State	52-37	W
J 26	at Utah	41-37	W
J 27	at Utah	30-43	L
F 9	Utah	45-31	W
F 10	Utah	40-28	W
F 16	at Utah State	48-37	W

**1930-31**

Record, Conference: 20-13, 7-5, T2nd RMC  
 H/A: 8-3/12-10  
 Long Win/Loss Streak: 4/3  
 Coach: G. Ott Romney

Date	Opponent	Score	W/L
N 29	Alumni	57-49	W
D 5	Deseret News Academy	63-30	W
D 6	Alumni	80-68	W
D 11	at Rock Springs Academy	47-50	L
D 12	at Wyoming	36-37	L
D 13	at Wyoming	46-42	W
D 15	at Colorado State College	42-29	W
D 17	at Henry's (Wichita)	29-61	L
D 19	at Butler	34-45	L
D 20	at Illinois Wesleyan	34-33	W
D 22	at Marquette	31-35	L
D 26	at John Carroll	58-27	W
D 27	at Western Reserve	42-27	W
D 29	at Michigan State	28-29	L
D 30	at Chicago	38-35	W
D 31	at St. Louis	37-32	W
J 1	at Wittenberg	36-43	L
J 3	at Cincinnati	41-27	W
J 5	Nebraska	55-44	W
J 8	Henry's (Wichita)	45-52	L
J 12	Montana State	63-52	W
J 13	Montana State (OT)	54-50	W
J 23	Utah (OT)	51-52	L
J 24	Utah	43-45	L
J 30	at Utah State	59-61	L
J 31	at Utah State	45-39	W
F 6	at Montana State	27-42	L
F 7	at Montana State	53-41	W
F 9	at Idaho State	76-34	W
F 20	Utah State	61-51	W
F 21	Utah State	53-40	W
F 27	at Utah	39-49	L
F 28	at Utah	57-49	W

**1931-32**

Record, Conference: 20-12, 8-4, T1st RMC  
 H/A/N: 11-3/8-9/1-0  
 Long Win/Loss Streak: 5/3  
 Coach: G. Ott Romney

Date	Opponent	Score	W/L
N 26	Utah State Alumni	62-51	W
N 27	Utah Alumni	55-33	W
N 28	Alumni	58-36	W
D 4	Gila College	50-23	W
D 5	Gila College	52-28	W
D 11	at Wisconsin	16-32	L
D 12	at Loyola (Ill.)	30-35	L
D 14	at Marquette	39-32	W
D 15	at Iowa State	28-47	L
D 17	at Nebraska	31-27	W
D 19	at Creighton	36-41	L
D 21	at Wyoming	47-57	L
D 22	at Wyoming	31-61	L
D 28	Olson's Swedes	35-25	W
J 7	Henry's (Wichita)	43-30	W

D 30	Fresno State	63-54	W
D 31	Fresno State	72-41	W
J 4	Pacific States Pipe	75-16	W
J 10	at Montana State	45-40	W
J 11	at Montana State	40-42	L
J 17	Utah	42-34	W
J 18	Utah	47-42	W
J 27	Montana State	63-31	W
J 28	Montana State	39-42	L
F 7	Utah State	35-36	L
F 8	Utah State	33-37	L
F 14	at Utah	35-36	L
F 15	at Utah	37-36	W
F 21	at Utah State	39-32	W
F 22	at Utah State	41-51	L



**FRED "BUCK" DIXON**  
 Years: 1936-38 (2)  
 Record: 25-23 (.521)

**1936-37**

Record, Conference: 17-10, 5-7, T3rd RMC  
 H/A/N: 8-3/8-6/1-1  
 Long Win/Loss Streak: 7/4  
 Coach: Fred "Buck" Dixon

Date	Opponent	Score	W/L
D 5	Alumni	40-29	W
D 5	Alumni	58-31	W
D 11	Idaho State	30-24	W
D 12	Idaho State	34-35	L
D 18	vs. Western Colorado	43-42	W
D 19	vs. Western Colorado	39-42	L
D 21	Western Colorado	66-35	W
D 30	at Loyola Marymount	32-35	L
J 2	at La Verne	66-21	W
J 4	at Fresno State	38-30	W
J 5	at Fresno State	45-44	W
J 6	at UC Davis	38-28	W
J 7	at UC Davis	33-32	W
J 8	at Nevada	42-38	W
J 9	at Nevada	36-24	W
J 15	Utah State	31-40	L
J 16	Utah State	49-35	W
J 22	Montana State	38-32	W
J 23	Montana State	42-37	W
J 29	at Utah	30-45	L
J 30	at Utah	40-41	L
F 5	at Montana State	33-71	L
F 6	at Montana State	45-55	L
F 12	at Utah State	55-45	W
F 13	at Utah State	38-47	L
F 19	Utah	35-43	L
F 20	Utah	36-31	W



**EDWIN R. KIMBALL**  
 Years: 1935-36, 38-41 (4)  
 Record: 59-38 (.608)

**1935-36**

Record, Conference: 16-9, 6-6, 2nd RMC  
 H/A: 9-3/7-6  
 Long Win/Loss Streak: 7/4  
 Coach: Edwin R. Kimball

Date	Opponent	Score	W/L
D 7	Alumni	72-52	W
D 13	Taylor Brothers	75-45	W
D 16	at Denver	45-49	L
D 17	at Nebraska	34-53	L
D 18	at Hastings	54-30	W
D 19	at Creighton	43-36	W
D 20	at Colorado College	38-41	L
D 21	at Colorado College	61-45	W
D 24	at Drake	63-38	W
D 28	Nebraska	46-39	W







# ALL-TIME SEASON RESULTS

@BYUMBB

D 27	vs. Syracuse+	45-53	L
D 30	vs. Idaho+	41-42	L
J 2	at Nevada	44-45	L
J 3	at Nevada	57-64	L
J 10	Ecuador	67-21	W
J 16	Denver	75-69	W
J 17	at Utah	65-63	W
J 23	at Denver	53-58	L
J 24	at Colorado State	64-51	W
J 26	at Wyoming	45-39	W
J 31	Utah State	66-47	W
F 7	Wyoming	57-42	W
F 16	Colorado State	79-48	W
F 21	Utah	55-51	W
F 28	at Utah State	65-68	L
M 8	vs. Delta State# (OT)	66-61	W
M 10	vs. Indiana State#	68-82	L

+ Los Angeles Invitational  
# NAIA Tournament (Kansas City)

## 1948-49

Record, Conference: 21-13, 12-8, 4th SC  
H/A/N: 10-2/8-8/3-3  
Long Win/Loss Streak: 7/3  
Vs. Ranked Teams: 3-2  
Coach: Floyd Millet

Date	Opponent	Score	W/L
N 20	Alumni	68-49	W
N 26	at Idaho State	54-43	W
N 27	at Idaho State	52-46	W
D 4	at CCONY	57-70	L
D 6	at Muhlenberg	60-56	W
D 8	at Valparaiso	62-57	W
D 10	at La Salle	54-76	L
D 17	San Jose State	60-47	W
D 18	San Jose State	73-67	W
D 29	vs. Montana+	74-76	L
D 30	vs. Marshall+	64-83	L
J 3	vs. Nevada+	59-56	W
J 4	vs. Nevada+	61-57	W
J 10	Denver	48-50	L
J 14	at Wyoming	48-59	L
J 15	at Wyoming	38-58	L
J 17	at Denver	51-48	W
J 21	Utah State	60-51	W
J 22	Utah State	64-56	W
J 24	Wyoming	54-42	W
J 29	at No. 10 Utah	56-55	W
J 31	No. 10 Utah	65-45	W
F 4	at Colorado State	66-54	W
F 5	at Colorado State	54-62	L
F 7	at Denver	54-68	L
F 11	at Utah State	54-58	L
F 12	at Utah State	67-54	W
F 18	at No. 14 Utah	49-58	L
F 19	No. 14 Utah	52-54	L
F 21	No. 19 Wyoming	50-48	W
F 25	Colorado State	79-49	W
F 26	Colorado State	72-52	W
M 7	vs. N.W. Okla. State#	79-50	W
M 8	vs. Northwestern State#	57-59	L

+ Los Angeles Invitational  
# NAIA Tournament (Kansas City)



## STAN WATTS

Years: 1949-72 (23)  
Record: 371-254 (.594)

## 1949-50

Record, Conference: 22-12, 14-6, 1st SC  
H/A/N: 10-0/9-10/3-2  
Long Win/Loss Streak: 8/5  
Vs. Ranked Teams: 3-0  
Coach: Stan Watts

Date	Opponent	Score	W/L
D 2	at Idaho State	67-44	W
D 3	at Idaho State	83-56	W
D 8	at Regis	53-37	W
D 9	vs. Wyoming	57-54	W
D 10	at Denver	56-54	W
D 13	vs. Culver-Stockton*	69-57	W
D 15	at Pepperdine*	39-45	L
D 16	vs. Gonzaga*	41-46	L
D 29	at Beloit	61-63	L
D 31	at Toledo	51-66	L
J 2	at Bowling Green	50-75	L
J 4	at Loyola (Ill.)	54-45	W
J 13	at Wyoming	39-46	L
J 14	at Wyoming	27-53	L
J 16	at Denver	63-45	W
J 20	Denver	55-39	W
J 21	Utah State	71-41	W
J 23	at Utah State	48-47	W
J 28	at Utah	71-51	W
J 30	Utah	61-51	W
F 3	Colorado State	46-42	W
F 4	Colorado State	58-45	W
F 10	at Denver	46-54	L
F 11	at Colorado State	30-40	L
F 13	at Colorado State	46-55	L
F 17	at Utah	42-56	L
F 18	Utah	56-46	W
F 24	at Utah State	60-46	W
F 25	Utah State	63-35	W
M 3	No. 18 Wyoming	55-44	W
M 4	No. 18 Wyoming	70-52	W
M 6	Denver	75-50	W
M 24	vs. Baylor#	55-56	W
M 25	vs. No. 7 UCLA#	83-62	L

\* Los Angeles Invitational  
# NCAA (Kansas City)

## 1950-51

Record, Conference: 28-9, 15-5, 1st SC  
H/A/M: 13-1/9-5/6-3  
Long Win/Loss Streak: 9/2  
Highest Rank: 11th AP  
Final Rank: 10th UPI, 11th AP  
Vs. Ranked Teams: 5-2  
Coach: Stan Watts

Date	Opponent	Score	W/L
N 24	Regis	68-55	W
N 25	Regis	71-58	W
D 2	at Niagara	84-69	W
D 5	at CCONY	69-71	L
D 7	at Eastern Kentucky	63-58	W

D 9	at Marshall	70-57	W
D 19	Indiana State	75-72	W
D 20	Indiana State	79-58	W
D 27	vs. Utah*	49-58	L
D 29	vs. New Mexico*	64-56	W
D 30	vs. Colorado State*	77-52	W
J 5	at Denver	53-47	W
J 6	at Denver	41-42	L
J 8	at No. 10 Wyoming	61-57	W
J 12	at Utah State	72-59	W
J 13	at Utah State	68-72	L
J 19	No. 13 Wyoming	64-58	W
J 20	No. 13 Wyoming	65-38	W
J 25	Denver	91-58	W
J 27	Denver	60-44	W
F 2	Utah State	83-57	W
F 3	Utah State	51-42	W
F 8	Colorado State	70-42	W
F 9	Colorado State	65-40	W
F 16	at Utah	73-60	W
F 17	Utah	49-54	L
F 23	at Colorado State	50-45	W
F 24	at Colorado State	60-51	W
F 26	at Wyoming	49-50	L
M 2	at Utah	58-67	L
M 3	Utah	69-50	W
M 12	vs. No. 10 St. Louis+	75-58	W
M 15	vs. Seton Hall+	69-59	W
M 17	vs. No. 13 Dayton+	62-43	W
M 21	vs. San Jose State#	68-61	W
M 23	vs. No. 4 Kansas State#	54-64	L
M 24	vs. No. 15 Washington#	67-80	L

\* Conference Tournament  
+ NIT (New York)  
# NCAA (Kansas City)

## 1951-52

Record, Conference: 14-10, 9-5, 2nd SC  
H/A/N: 8-2/6-6/0-2  
Long Win/Loss Streak: 5/2  
Vs. Ranked Teams: 0-2  
Coach: Stan Watts

Date	Opponent	Score	W/L
D 1	Arizona	68-62	W
D 3	at Hamline	62-72	L
D 6	at St. John's	52-66	L
D 8	at Niagara	53-48	W
D 10	at Syracuse	58-63	L
D 12	at Toledo	58-57	W
D 21	Santa Clara	64-59	W
D 22	Santa Clara	66-61	W
D 28	vs. No. 1 Kentucky*	64-84	L
D 29	vs. Villanova*	58-72	L
J 11	Denver	55-51	W
J 12	Montana	80-56	W
J 19	Colorado State	68-47	W
J 24	at Denver	59-53	W
J 26	at New Mexico	72-49	W
F 1	at Utah State	40-57	L
F 2	Utah	48-51	L
F 8	at Montana	50-47	W
F 15	Utah State	69-67	W
F 16	Wyoming	43-48	L
F 23	New Mexico	90-61	W
F 29	at Colorado State	75-65	W
M 1	at No. 16 Wyoming	49-55	L
M 8	at Utah	50-61	L

\* Sugar Bowl Tournament

## 1952-53

Record, Conference: 22-8, 11-3, 2nd SC  
H/A/N: 12-0/8-7/2-1  
Long Win/Loss Streak: 7/2  
Vs. Ranked Teams: 1-1  
Coach: Stan Watts

Date	Opponent	Score	W/L
N 28	at Idaho State	69-44	W
N 29	at Idaho State	65-47	W
D 5	Cal State LA	82-49	W
D 6	Cal State LA	56-37	W
D 12	San Francisco	53-52	W
D 16	Washington State	64-44	W

D 19	at Oregon State	69-66	W
D 20	at Oregon State	65-67	L
D 22	No. 17 St. Louis	86-69	W
D 27	at Eastern Kentucky	67-69	L
D 29	vs. Duke*	69-68	W
D 30	vs. Wake Forest*	84-58	W
D 31	at No. 9 N.C. State*	59-75	L
J 3	at Utah State	72-66	W
J 8	at Denver	55-54	W
J 10	at New Mexico	73-57	W
J 16	at Montana	51-56	L
J 23	Wyoming	71-42	W
J 24	Colorado State	75-47	W
J 30	Montana	91-56	W
J 31	Utah State	77-60	W
F 6	at Saint Mary's	78-50	W
F 7	at Santa Clara	64-72	L
F 14	Utah	62-50	W
F 21	at Utah	73-50	W
F 27	at Wyoming	59-63	L
F 28	at Colorado State	57-63	L
M 5	Denver	69-40	W
M 6	New Mexico	61-43	W
M 9	vs. Niagara+	76-82	L

\* Dixie Classic  
+ NIT (New York)

## 1953-54

Record, Conference: 18-11, 9-5, 3rd SC  
H/A/N: 12-2/6-6/0-3  
Long Win/Loss Streak: 8/4  
Highest Rank: 19th AP  
Vs. Ranked Teams: 0-1  
Coach: Stan Watts

Date	Opponent	Score	W/L
D 4	Idaho State	70-59	W
D 5	Idaho State	63-50	W
D 11	TCU	59-48	W
D 12	TCU	71-61	W
D 18	Murray State	77-65	W
D 19	Murray State	89-66	W
D 22	San Francisco	68-61	W
D 26	at Manhattan*	75-58	W
D 28	vs. Duquesne*	47-69	L
D 30	vs. No. 13 La Salle*	62-74	L
J 2	at Bradley	50-77	L
J 5	at Saint Louis	74-86	L
J 8	Denver	81-58	W
J 9	New Mexico	76-63	W
J 14	at Utah State	68-73	L
J 16	at Montana	71-62	W
J 22	Montana	62-54	W
J 23	Utah State	75-63	W
J 29	at Washington	89-79	W
J 30	at Washington	51-55	L
F 12	at Wyoming	47-63	L
F 13	at Colorado State	76-77	L
F 19	at Utah	85-76	W
F 20	Utah	64-70	L
F 26	Wyoming	51-42	W
F 27	Colorado State	69-71	L
M 4	at New Mexico	84-79	W
M 6	at Denver	69-57	W
M 8	vs. Saint Francis (Pa.)+	68-81	L

\* Holiday Festival  
+ NIT (New York)

## 1954-55

Record, Conference: 13-13, 10-4, 2nd SC  
H/A: 9-3/4-10  
Long Win/Loss Streak: 5/3  
Vs. Ranked Teams: 1-1  
Coach: Stan Watts

Date	Opponent	Score	W/L
D 4	at Colorado	66-88	L
D 6	at Colorado	46-65	L
D 10	Washington	44-64	L
D 11	Washington (OT)	69-64	W
D 17	Baylor	78-66	W
D 18	Baylor	66-67	L
D 22	Michigan	70-60	W
D 30	at Western Kentucky	78-89	L





ALL-TIME SEASON RESULTS

@BYUMBB

Table with 4 columns: Date, Opponent, Score, W/L. Rows include Arizona, Utah, Arizona State, etc.

1966-67
Record, Conference: 14-10, 8-2, T1st WAC
HA/N: 10-0/3-7/1-3
Long Win/Loss Streak: 5/2
Highest Rank: 7th AP
Vs. Ranked Teams: 1-2
Coach: Stan Watts

1964-65
Record, Conference: 21-7, 8-2, 1st WAC
HA/N: 13-2/6-4/2-1
Long Win/Loss Streak: 7/2
Highest Rank: 9th AP
Final Rank: 9th AP
Vs. Ranked Teams: 0-3
Coach: Stan Watts

Table with 4 columns: Date, Opponent, Score, W/L. Rows include Oregon, Oregon, No. 2 Wichita State, etc.

Table with 4 columns: Date, Opponent, Score, W/L. Rows include New Mexico State, Denver, Saint Mary's (Calif.), etc.

1967-68
Record, Conference: 13-12, 4-6, T4th WAC
HA/N: 8-2/2-10/3-0
Long Win/Loss Streak: 3/3
Vs. Ranked Teams: 0-3
Coach: Stan Watts
\* All College Tournament
# NCAA (Provo)

1969-70
Record, Conference: 8-18, 4-10, 7th WAC
HA/N: 6-6/1-10/1-2
Long Win/Loss Streak: 2/7
Vs. Ranked Teams: 0-2
Coach: Stan Watts

1965-66
Record, Conference: 20-5, 6-4, 2nd WAC
HA/N: 11-0/4-5/5-0
Long Win/Loss Streak: 6/2
Highest Rank: 6th AP
Vs. Ranked Teams: 1-0
Coach: Stan Watts

Table with 4 columns: Date, Opponent, Score, W/L. Rows include Illinois, Houston, Americas, Santa Clara, etc.

Table with 4 columns: Date, Opponent, Score, W/L. Rows include at Denver, Texas Tech, Texas, Illinois, etc.

1968-69
Record, Conference: 16-12, 6-4, T1st WAC
HA/N: 11-1/2-9/3-2
Long Win/Loss Streak: 5/2
Vs. Ranked Teams: 0-2
Coach: Stan Watts

Table with 4 columns: Date, Opponent, Score, W/L. Rows include USC, at New Mexico State, Seattle, etc.

Table with 4 columns: Date, Opponent, Score, W/L. Rows include Oregon State, Denver, Syracuse, etc.

Table with 4 columns: Date, Opponent, Score, W/L. Rows include at Hawaii\*, at New Mexico, at UTEP, etc.

\* Cable Car Classic
^ Far West Classic
# NCAA (Las Cruces)

1969-70
Record, Conference: 8-18, 4-10, 7th WAC
HA/N: 6-6/1-10/1-2
Long Win/Loss Streak: 2/7
Vs. Ranked Teams: 0-2
Coach: Stan Watts

Table with 4 columns: Date, Opponent, Score, W/L. Rows include California, California, No. 3 New Mexico State (OT), etc.

1971-72
Record, Conference: 21-5, 12-2, 1st WAC
HA/N: 12-0/7-3/2-2
Long Win/Loss Streak: 10/1
Highest Rank: 6th AP
Final Rank: 9th AP
Vs. Ranked Teams: 0-2
Coach: Stan Watts

Table with 4 columns: Date, Opponent, Score, W/L. Rows include Kansas State\*, St. Joseph's\*, New Mexico State, etc.

1970-71
Record, Conference: 18-11, 10-4, 1st WAC
HA/N: 12-0/5-9/1-2
Postseason: 0-2 NCAA
Long Win/Loss Streak: 5/3
Highest Rank: 20th AP
Final Rank: 20th AP
Vs. Ranked Teams: 3-3
Coach: Stan Watts

Table with 4 columns: Date, Opponent, Score, W/L. Rows include Stanford, Stanford, New Mexico State, etc.

ALL-TIME SEASON RESULTS

#BYUHOOPS



**GLENN POTTER**

Years: 1972-75 (3)  
Record: 42-36 (.538)

**1972-73**

Record, Conference: 19-7, 9-5, T2nd WAC  
H/A/N: 11-3/5-3/3-1  
Long Win/Loss Streak: 9/2  
Highest Rank: 12th AP  
Vs. Ranked Teams: 2-1  
Coach: Glenn Potter

Date	Opponent	Score	W/L
D 1	Santa Clara	84-73	W
D 2	Santa Clara	64-66	L
D 7	vs. No. 18 Michigan	83-77	W
D 9	Milwaukee	101-83	W
D 13	Oklahoma State	96-69	W
D 16	Utah State	88-80	W
D 22	Cal-State Fullerton	89-68	W
D 28	vs. Texas A&M*	83-81	W
D 29	vs. No. 12 Florida State*	80-77	W
D 30	vs. No. 6 Long Beach State*	89-101	L
J 5	Colorado State (OT)	86-93	L
J 6	Wyoming	62-58	W
J 11	at New Mexico	62-69	L
J 12	at UTEP	56-55	W
J 17	Niagara	93-83	W
J 20	at Utah State	79-69	W
J 25	Arizona	93-79	W
J 27	Arizona State	81-67	W
F 3	Utah	89-73	W
F 9	at Wyoming	67-54	W
F 10	at Colorado State	78-74	W
F 15	UTEP	48-43	W
F 17	New Mexico	66-76	L
F 23	at Arizona State	90-86	W
F 24	at Arizona	94-100	L
M 3	at Utah	71-86	L

\* All College Tournament

**1973-74**

Record, Conference: 11-15, 6-8, 6th WAC  
H/A/N: 6-4/3-10/2-1  
Long Win/Loss Streak: 3/4  
Vs. Ranked Teams: 1-3  
Coach: Glenn Potter

Date	Opponent	Score	W/L
N 30	Weber State	77-76	W
D 1	Idaho State	83-82	W
D 7	at New Mexico State	72-78	L
D 8	at New Mexico State	74-93	L
D 13	at Denver	97-87	W
D 15	at No. 15 Kansas State	85-95	L
D 17	at Creighton in Omaha	86-99	L
D 22	Utah State	86-87	L
D 26	vs. No. 7 Indiana*	52-96	L
D 28	vs. Army*	81-72	W
D 29	vs. West Virginia*	85-83	W
J 4	at UTEP	62-58	W
J 5	at No. 12 New Mexico	75-84	L
J 12	at Utah	86-104	L
J 19	at Utah State	86-93	L

J 25	No. 20 Arizona State	89-71	W
J 26	Arizona	91-93	L
J 31	at Colorado State	52-69	L
F 2	at Wyoming (OT)	78-75	W
F 7	New Mexico	77-96	L
F 9	UTEP	56-54	W
F 16	Utah	74-89	L
F 21	at Arizona	90-118	L
F 23	at Arizona State	77-100	L
F 28	Wyoming	74-62	W
M 2	Colorado State	70-69	W

**1974-75**

Record, Conference: 12-14, 5-9, 6th WAC  
H/A: 9-6/3-8  
Long Win/Loss Streak: 3/4  
Vs. Ranked Teams: 1-4  
Coach: Glenn Potter

Date	Opponent	Score	W/L
N 29	Texas	80-72	W
D 6	at Weber State	63-76	L
D 7	Wichita State	69-80	L
D 13	at San Francisco	84-103	L
D 14	at Seattle	85-72	W
D 20	Rhode Island	82-49	W
D 21	Denver	90-89	W
D 28	Utah State	79-83	L
D 30	Bradley	100-87	W
D 31	Davidson	90-76	W
J 4	Louisiana Monroe	100-81	W
J 10	No. 12 Arizona State	80-110	L
J 11	No. 10 Arizona	66-83	L
J 18	at Utah	73-91	L
J 24	at UTEP	60-86	L
J 25	at New Mexico	96-78	W
F 1	at Utah State	84-92	L
F 7	Colorado State	88-75	W
F 8	Wyoming	75-73	W
F 14	at No. 19 Arizona	81-97	L
F 15	at No. 8 Arizona State	79-99	L
F 22	Utah	73-79	L
F 28	New Mexico (OT)	72-77	L
M 1	No. 15 UTEP	65-54	W
M 7	at Wyoming	67-64	W
M 8	at Colorado State	81-92	L



**FRANK ARNOLD**

Years: 1975-83 (8)  
Record: 137-94 (.593)

**1975-76**

Record, Conference: 12-14, 6-8, T5th WAC  
H/A/N: 7-5/4-9/1-0  
Long Win/Loss Streak: 3/5  
Coach: Frank Arnold

Date	Opponent	Score	W/L
D 4	at Pacific	66-71	L
D 6	at Pacific	89-62	W
D 12	Long Beach State*	84-76	W
D 13	St. John's*	65-78	L
D 17	at Utah State	76-87	L

D 19	Nevada-Reno	85-76	W
D 20	Weber State	89-80	W
D 22	at New Mexico State	79-90	L
D 29	vs. Texas^ (OT)	91-86	W
D 30	at Old Dominion^	80-77	W
J 2	at Niagara	60-75	L
J 10	Utah State	73-75	L
J 16	at Arizona	78-79	L
J 17	at Arizona State	68-83	L
J 24	Utah	74-76	L
J 30	New Mexico	81-67	W
J 31	UTEP	56-57	L
F 6	at Wyoming	94-80	W
F 7	at Colorado State	84-93	L
F 13	Arizona State	93-89	W
F 14	Arizona (OT)	79-74	W
F 21	at Utah	84-83	W
F 26	at UTEP	50-51	L
F 28	at New Mexico	74-79	L
M 5	Colorado State	81-85	L
M 6	Wyoming	82-60	W

**1976-77**

Record, Conference: 12-15, 4-10, 7th WAC  
H/A/N: 6-6/4-9/2-0  
Long Win/Loss Streak: 3/5  
Vs. Ranked Teams: 0-4  
Coach: Frank Arnold

Date	Opponent	Score	W/L
N 26	Idaho State	102-84	W
N 27	at Weber State	75-96	L
D 1	Boise State	76-75	W
D 4	at Utah State (OT)	93-95	L
D 10	Seattle*	91-65	W
D 11	Niagara*	65-52	W
D 18	at Davidson	89-61	W
D 20	at No. 11 North Carolina	93-113	L
D 22	at Wichita State	63-69	L
D 27	vs. St. Joseph's^	68-56	W
D 29	at Oklahoma City^	68-78	L
D 30	vs. California^	75-70	W
J 8	Utah State	85-77	W
J 14	Colorado State	41-49	L
J 15	Wyoming	97-64	W
J 20	at Arizona State (OT)	84-86	L
J 22	at No. 16 Arizona	85-113	L
J 27	UTEP	54-62	L
J 29	New Mexico	65-73	L
F 5	at Utah	61-81	L
F 10	at Wyoming	82-72	W
F 12	at Colorado State	67-78	L
F 17	No. 17 Arizona	62-64	L
F 19	Arizona State	65-84	L
F 25	at New Mexico	88-80	W
F 26	at UTEP	65-63	W
M 5	No. 20 Utah	54-67	L

\* Cougar Classic  
^ All College Tournament

**1977-78**

Record, Conference: 12-18, 6-8, T4th WAC  
H/A/N: 9-4/3-12/0-2  
Long Win/Loss Streak: 3/4  
Vs. Ranked Teams: 0-4  
Coach: Frank Arnold

Date	Opponent	Score	W/L
N 26	at UCLA	73-75	L
N 28	Long Beach State	100-91	W
N 29	at Nevada-Reno	66-100	L
D 3	at Idaho State	87-94	L
D 9	Montana*	72-76	L
D 10	Cal-State Fullerton*	75-80	L
D 13	McNeese State	78-68	W
D 16	at Illinois	74-81	L
D 17	at Bradley	86-79	W
D 21	at Utah State	89-91	L
D 23	at San Diego State	88-104	L
D 28	vs. No. 2 North Carolina^	81-94	L
D 29	vs. Rhode Island^	87-92	L
D 30	at Hawaii^	88-78	W

J 3	Weber State	81-76	W
J 7	Utah State (20T)	85-84	W
J 12	at Wyoming	82-89	L
J 14	at Colorado State	66-76	L
J 19	Arizona	87-86	W
J 21	Arizona State	96-89	W
J 26	at No. 10 New Mexico	82-95	L
J 28	at UTEP (OT)	78-76	W
F 4	Utah	76-89	L
F 10	Colorado State	98-81	W
F 11	Wyoming	76-56	W
F 16	at Arizona State	75-76	L
F 18	at Arizona	90-104	L
F 23	UTEP	73-64	W
F 25	No. 5 New Mexico	66-71	L
M 4	at No. 19 Utah	74-81	L

**1978-79**

Record, Conference: 20-8, 10-2, 1st WAC  
H/A/N: 14-0/5-6/1-2  
Long Win/Loss Streak: 5/2  
Vs. Ranked Teams: 0-2  
Coach: Frank Arnold

Date	Opponent	Score	W/L
N 24	Hawaii	93-69	W
N 25	Portland State	111-82	W
D 1	at Baylor	92-86	W
D 2	at No. 13 Texas	57-96	L
D 6	Utah State	99-80	W
D 8	St. Joseph's*	90-71	W
D 9	Purdue*	76-64	W
D 14	at Rhode Island	76-85	L
D 16	at St. John's	83-90	L
D 21	Harvard	113-72	W
D 23	Oral Roberts	120-104	W
D 29	vs. Georgia Tech^	81-83	L
D 30	vs. Houston^	84-77	W
J 4	Denver	92-53	W
J 6	at Utah State	68-84	L
J 11	UTEP	80-56	W
J 13	New Mexico	100-83	W
J 20	at Utah	90-76	W
J 25	at Colorado State	98-83	W
J 27	at Wyoming (OT)	69-71	L
F 3	San Diego State	88-80	W
F 9	at New Mexico	65-66	L
F 10	at UTEP	77-68	W
F 17	Utah	76-50	W
F 22	Wyoming	78-73	W
F 24	Colorado State	66-61	W
M 1	at San Diego State	96-95	W
M 10	vs. No. 19 San Francisco#	63-86	L

\* Cougar Classic  
^ Pillsbury Holiday Classic  
# NCAA (Tucson)

**1979-80**

Record, Conference: 24-5, 13-1, 1st WAC  
H/A/N: 12-2/10-1/2-2  
Long Win/Loss Streak: 12/1  
Highest Rank: 12th AP  
Final Rank: 12th AP  
Vs. Ranked Teams: 0-1  
Coach: Frank Arnold

Date	Opponent	Score	W/L
N 30	Illinois	76-86	L
D 1	Baylor	100-58	W
D 7	at Tulsa	73-71	W
D 8	at Oral Roberts	76-75	W
D 11	Cal State Fullerton	80-64	W
D 14	UC Santa Barbara*	87-65	W
D 15	La Salle* (30T)	108-106	W
D 18	at Long Beach State	76-78	L
D 22	at Utah State	89-84	W
D 26	vs. Penn State^	58-50	W
D 28	vs. No. 18 Oregon State^	71-86	L
D 29	vs. Charlotte^	104-91	W
J 3	at New Mexico	75-63	W
J 5	at UTEP	70-69	W
J 12	Utah	89-72	W



# ALL-TIME SEASON RESULTS

@BYUMB

J 18	Wyoming	53-56	L
J 19	Colorado State	104-82	W
J 24	at San Diego State	123-91	W
J 26	at Hawaii	34-33	W
J 31	UTEP	89-81	W
F 2	New Mexico	89-68	W
F 9	at Utah	83-82	W
F 12	Utah State	84-83	W
F 16	Alaska Anchorage	93-59	W
F 21	at Colorado State	111-86	W
F 23	at Wyoming	39-30	W
F 28	Hawaii	107-82	W
M 1	San Diego State	114-81	W
M 8	vs. Clemson#	66-71	L

D 26	Utah State	74-79	L
J 2	UTEP	67-60	W
J 4	New Mexico	76-58	W
J 7	at Colorado State	40-50	L
J 9	at Wyoming	42-61	L
J 15	Utah	74-51	W
J 21	Air Force	54-40	W
J 23	Wyoming	25-27	L
J 28	at San Diego State	66-80	L
J 30	at Hawaii	60-62	L
F 6	Colorado State	60-54	W
F 12	at UNLV	50-52	L
F 13	at Air Force	49-41	W
F 19	at Utah	61-68	L
F 25	Hawaii	75-66	W
F 27	San Diego State	106-66	W
M 4	at UTEP	45-43	W
M 6	at New Mexico	65-67	L
M 10	Washington+	63-66	L

**1980-81**  
 Record, Conference: 25-7, 12-4, 3rd WAC  
 H/A/N: 13-0/8-6/4-1  
 Long Win/Loss Streak: 7/1  
 Highest Rank: 15th AP  
 Final Rank: 16th AP  
 Vs. Ranked Teams: 4-2  
 Coach: Frank Arnold


**1982-83**  
 Record, Conference: 15-14, 11-5, T1st WAC  
 H/A/N: 9-6/6-7/0-1  
 Long Win/Loss Streak: 5/5  
 Vs. Ranked Teams: 0-1  
 Coach: Frank Arnold

Date	Opponent	Score	W/L
N 28	at Washington	80-70	W
N 29	at Oregon State	68-75	L
D 6	at Utah State	82-79	W
D 12	North Texas*	108-92	W
D 13	Saint Mary's*	95-76	W
D 16	Michigan State	82-50	W
D 19	vs. No. 17 Illinois^	80-75	W
D 20	at Tennessee^	65-81	L
D 23	at Weber State	85-78	W
D 27	Utah State	104-89	W
J 2	at Air Force	77-65	W
J 3	at UNLV (OT)	92-90	W
J 8	San Diego State	84-73	W
J 10	Hawaii	91-74	W
J 15	at New Mexico	92-87	W
J 17	at UTEP	62-64	L
J 23	Colorado State	66-46	W
J 24	Wyoming	84-70	W
J 31	at No. 9 Utah	56-60	L
F 6	UNLV	86-77	W
F 7	Air Force	62-51	W
F 12	at Hawaii	77-72	W
F 14	at San Diego State	72-73	L
F 19	UTEP	84-75	W
F 21	New Mexico	78-72	W
F 26	at Wyoming (2OT)	84-86	L
F 28	at Colorado State	80-69	W
M 7	No. 9 Utah	95-76	W
M 12	vs. Princeton#	60-51	W
M 14	vs. No. 10 UCLA#	78-55	W
M 19	vs. No. 7 Notre Dame#	51-50	W
M 21	vs. No. 5 Virginia#	60-74	L

Date	Opponent	Score	W/L
N 26	UCLA	82-85	L
N 27	Iowa	80-91	L
N 30	Utah State	69-75	L
D 4	at Michigan State	55-63	L
D 10	Long Beach State* (OT)	77-81	L
D 11	Fordham*	70-62	W
D 14	at Utah State	68-80	L
D 18	at Boise State	68-67	W
D 21	Providence	66-52	W
D 27	at No. 7 St. John's^	64-75	L
D 29	vs. St. Joseph's^	65-68	L
D 31	Princeton	51-32	W
J 6	at Weber State (2OT)	81-84	L
J 14	San Diego State	96-74	W
J 15	Hawaii	86-62	W
J 20	at Colorado State	77-63	W
J 22	at Wyoming	82-64	W
J 24	at Air Force	73-61	W
J 27	UTEP	49-65	L
J 29	New Mexico	66-48	W
F 5	at Utah	72-75	L
F 10	at Hawaii	69-80	L
F 12	at San Diego State	69-67	W
F 17	Colorado State	69-58	W
F 19	Air Force	66-57	W
F 25	at New Mexico	70-71	L
F 27	at UTEP	58-54	W
M 5	Utah (3OT)	62-64	L
M 12	Wyoming	54-41	W

**1981-82**  
 Record, Conference: 17-13, 9-7, T4th WAC  
 H/A/N: 11-5/6-7/0-1  
 Long Win/Loss Streak: 6/3  
 Highest Rank: 15th AP  
 Vs. Ranked Teams: 0-1  
 Coach: Frank Arnold

Date	Opponent	Score	W/L
N 21	vs. Virginia*	61-63	L
N 27	at UCLA	79-75	W
N 28	at Cal State Fullerton	81-66	W
D 4	Oregon State	44-56	L
D 5	No. 18 UNLV	63-66	L
D 8	at Utah State	51-43	W
D 11	Idaho State^	77-71	W
D 12	Western Carolina^	86-63	W
D 15	Weber State	63-55	W
D 18	at Princeton	39-38	W
D 22	Cal Poly Pomona	89-65	W



**LADSELL ANDERSEN**  
 Years: 1983-89 (6)  
 Record: 114-71 (.616)

**1983-84**  
 Record, Conference: 20-11, 12-4, 2nd WAC  
 H/A/N: 14-1/5-8/1-2  
 Long Win/Loss Streak: 4/2  
 Vs. Ranked Teams: 1-5  
 Coach: Ladell Andersen

Date	Opponent	Score	W/L
N 26	at Utah State	78-90	L
N 30	Hofstra	119-84	W
D 9	Utah State*	81-83	L
D 10	Saint Mary's*	106-74	W
D 16	vs. VCU^	81-77	W
D 17	at No. 2 Kentucky^	59-93	L
D 21	Oregon	79-78	W
D 23	Boise State	66-54	W
D 28	at No. 7 UCLA	73-82	L
J 7	Weber State (OT)	86-81	W
J 14	Utah (2OT)	113-105	W
J 19	at Hawaii	95-77	W
J 21	at San Diego State	75-79	L
J 26	Wyoming	74-61	W
J 28	Air Force	69-49	W
J 30	Colorado State	73-57	W
F 2	at New Mexico	86-73	W
F 4	at No. 7 UTEP	77-86	L
F 8	at Utah	82-79	W
F 11	at No. 3 Georgetown	51-67	L
F 14	Hawaii (2OT)	87-85	W
F 16	San Diego State (OT)	94-92	W
F 18	Notre Dame	68-64	W
F 23	at Colorado State	65-70	L
F 25	at Wyoming	55-56	L
F 27	at Air Force	71-67	W
M 1	No. 8 UTEP	83-65	W
M 3	New Mexico	80-73	W
M 9	vs. New Mexico+	55-64	L
M 15	at UAB#	84-68	W
M 17	vs. No. 3 Kentucky#	68-93	L

**1984-85**  
 Record, Conference: 15-14, 9-7, T3rd WAC  
 H/A/N: 9-5/4-7/2-2  
 Long Win/Loss Streak: 5/4  
 Vs. Ranked Teams: 1-0  
 Coach: Ladell Andersen

Date	Opponent	Score	W/L
N 30	vs. La Salle*	73-74	L
D 1	vs. Pacific*	72-63	W
D 4	Utah State	93-97	L
D 8	at Weber State	79-87	L
D 11	at Utah State (OT)	91-92	L
D 14	Missouri State^	66-46	W
D 15	Hofstra^	86-76	W
D 19	UCLA	89-81	W
D 22	No. 7 Washington	84-75	W

D 28	vs. Villanova+	61-91	L
D 29	vs. Yale+	73-58	W
J 3	UTEP	62-60	W
J 5	New Mexico	70-76	L
J 12	at San Diego State	70-89	L
J 14	at Hawaii (OT)	88-78	W
J 17	at Air Force	79-72	W
J 19	at Colorado State	65-64	W
J 24	Wyoming	78-65	W
J 26	at Utah	63-62	W
J 31	San Diego State	71-77	L
F 2	Air Force	66-60	W
F 7	at New Mexico	74-76	L
F 9	at UTEP (3OT)	86-97	L
F 14	Colorado State	77-69	W
F 16	Air Force	71-61	W
F 23	at Notre Dame	58-67	L
F 28	at Wyoming	66-78	L
M 2	Utah (3OT)	85-86	L
M 4	Air Force**	79-82	L

\* Stanford Invitational  
 ^ Cougar Classic  
 + Cotton States Classic  
 \*\* WAC Tournament (Provo)

**1985-86**  
 Record, Conference: 18-14, 11-5, 4th WAC  
 H/A/N: 12-4/5-8/1-2  
 Long Win/Loss Streak: 12/3  
 Vs. Ranked Teams: 2-1  
 Coach: Ladell Andersen

Date	Opponent	Score	W/L
N 30	Washington State	65-69	L
D 3	at Utah State	80-82	L
D 6	vs. TCU*	50-63	L
D 7	vs. Fordham*	75-72	W
D 10	Utah State	76-88	L
D 13	Long Beach State^	94-75	W
D 14	Pepperdine^	73-83	L
D 19	at Washington	68-74	L
D 21	at Oregon	69-72	L
D 28	Weber State (OT)	88-86	W
J 2	at No. 19 UTEP	64-69	L
J 4	at New Mexico	57-60	L
J 10	Hawaii	80-66	W
J 11	San Diego State	82-70	W
J 13	No. 16 Notre Dame (OT)	80-76	W
J 17	at Colorado State	68-63	W
J 18	at Air Force	65-57	W
J 21	at Oral Roberts	67-65	W
J 23	Air Force	66-45	W
J 25	Utah	87-69	W
F 6	at San Diego State	81-71	W
F 8	at Hawaii	76-66	W
F 14	New Mexico	74-67	W
F 15	No. 15 UTEP	72-69	W
F 20	at Wyoming	56-66	L
F 22	at Utah	71-74	L
F 27	Colorado State	86-76	W
M 1	Wyoming	62-65	L
M 6	vs. New Mexico**	68-79	L
M 13	SMU+	67-63	W
M 18	UC Irvine+	93-80	W
M 21	at Ohio State+	68-79	L

**1986-87**  
 Record, Conference: 21-11, 12-4, 2nd WAC  
 H/A/N: 10-4/9-6/2-1  
 Long Win/Loss Streak: 8/2  
 Vs. Ranked Teams: 1-2  
 Coach: Ladell Andersen

Date	Opponent	Score	W/L
N 21	at Oklahoma*	110-119	L
D 3	Utah State	100-86	W
D 6	at Notre Dame	46-62	L
D 9	at No. 4 Iowa	75-86	L
D 12	Arizona State^	91-85	W
D 13	Cal State Fullerton^	56-59	L
D 16	at Utah State	97-93	W

# ALL-TIME SEASON RESULTS

## #BYUHOOPS



D 18	at Weber State	84-69	W
D 20	Oral Roberts	95-73	W
D 23	No. 14 Pittsburgh	93-73	W
D 29	vs. Michigan State+	96-88	W
D 30	at Santa Clara+	77-66	W
J 2	Colorado State (OT)	75-67	W
J 3	Wyoming	77-74	W
J 6	Missouri State (OT)	61-62	L
J 9	at UTEP	73-66	W
J 10	at New Mexico	89-102	L
J 15	San Diego State	94-82	W
J 17	Hawaii	90-79	W
J 22	Air Force	87-69	W
J 24	at Utah	80-70	W
J 30	at Air Force	91-93	L
J 31	at Colorado State	51-49	W
F 5	New Mexico	98-73	W
F 7	UTEP (OT)	91-93	L
F 14	Utah	58-65	L
F 21	at Wyoming	67-63	W
F 26	at San Diego State	85-68	W
F 28	at Hawaii	100-80	W
M 5	vs. Air Force** (OT)	82-79	W
M 6	at New Mexico**	86-93	L
M 12	vs. No. 16 New Orleans#	79-83	L

\* Coca-Cola NIT Classic  
 ^ Cougar Classic  
 + Cable Car Classic  
 \*\* WAC Tournament  
 # NCAA (Birmingham)

### 1987-88

Record, Conference: 26-6, 13-3, 1st WAC  
 H/A/N: 17-1/9-3/1-1  
 Long Win/Loss Streak: 17/1  
 Highest Rank: 2nd AP  
 Final Rank: 19th AP  
 Vs. Ranked Teams: 3-0  
 Coach: Ladell Andersen

Date	Opponent	Score	W/L
N 27	Montana State	90-89	W
D 1	at Utah State	96-92	W
D 3	at Washington State	60-54	W
D 5	at UCLA	87-80	W
D 11	Weber State*	104-71	W
D 12	Chicago State*	91-60	W
D 19	Utah State (OT)	121-112	W
D 29	La Salle	95-82	W
J 2	Central Connecticut	109-76	W
J 7	Hawaii	97-66	W
J 9	San Diego State	92-65	W
J 15	at No. 12 Wyoming	83-67	W
J 21	at No. 18 UTEP	81-71	W
J 23	at New Mexico	89-82	W
J 30	Air Force	95-75	W
F 2	Tulsa	72-57	W
F 4	Utah	82-64	W
F 6	at UAB	83-102	L
F 9	Miami	99-86	W
F 11	No. 18 Wyoming	78-69	W
F 13	Colorado State	86-80	W
F 18	at San Diego State (OT)	80-82	L
F 20	at Hawaii	72-70	W
F 23	at Colorado State	75-67	W
F 25	at Air Force	76-62	W
F 27	at Utah	60-62	L
M 3	New Mexico	89-82	W
M 5	UTEP (2OT)	80-83	L
M 10	Hawaii^	76-74	W
M 11	UTEP^	63-66	L
M 17	vs. Charlotte#	98-92	W
M 19	vs. Louisville#	76-97	L

\* Cougar Classic  
 ^ WAC Tournament (Provo)  
 # NCAA (Atlanta)

### 1988-89

Record, Conference: 14-15, 7-9, 5th WAC  
 H/A/N: 10-5/3-8/1-2  
 Long Win/Loss Streak: 3/4  
 Coach: Ladell Andersen

Date	Opponent	Score	W/L
N 25	vs. Northeastern*	87-78	W
N 26	vs. St. John's*	77-83	L
D 1	at Weber State	78-80	L
D 3	UCLA	87-97	L
D 9	Texas-Arlington^	87-70	W
D 10	Saint Mary's^	69-70	L
D 17	Utah State	96-85	W
D 21	at Utah State	74-72	W
D 23	Brown	90-65	W
J 5	at New Mexico	84-88	L
J 7	at UTEP	76-91	L
J 12	San Diego State	85-81	W
J 14	Hawaii	73-77	L
J 19	at Air Force (OT)	89-88	W
J 21	at Colorado State	84-69	W
J 24	Air Force	78-79	L
J 28	Wichita State	93-92	W
F 2	at Utah	86-90	L
F 4	at Miami	86-107	L
F 9	at San Diego State	74-89	L
F 11	at Hawaii	66-68	L
F 14	California	87-74	W
F 16	UTEP	84-76	W
F 18	New Mexico	90-79	W
F 23	at Wyoming	65-72	L
F 25	Utah	81-74	W
M 2	Wyoming	71-67	W
M 4	Colorado State	72-89	L
M 10	vs. Hawaii+	69-72	L

\* Lapchick Tournament  
 ^ Cougar Classic  
 + WAC Tournament (Salt Lake City)



### ROGER REID

Years: 1989-96 (8)  
 Record: 152-77 (.664)

### 1989-90

Record: 21-9  
 Conference: 11-5, T1st WAC  
 Home: 15-0  
 Road: 6-7  
 Neutral: 0-2  
 Postseason: 0-1 NCAA  
 Long Win Streak: 10  
 Long Loss Streak: 3  
 Vs. Ranked Teams: 0-1  
 Coach: Roger Reid

Date	Opponent	Score	W/L
N 24	Siena	83-62	W
N 25	Eastern Washington	96-84	W
N 28	Weber State	81-65	W
N 30	at Utah State	71-65	W
D 2	at Penn State	72-82	L
D 5	at Arizona State	65-64	W
D 8	North Texas*	97-68	W

D 9	UAB*	98-82	W
D 12	Utah State	69-68	W
D 21	Northwestern	69-68	W
D 23	at California	63-85	L
J 4	at Hawaii	71-80	L
J 6	at San Diego State	63-60	W
J 11	UTEP (OT)	69-67	W
J 13	New Mexico	79-78	W
J 18	at Air Force	64-56	W
J 20	at Wyoming	65-60	W
J 25	Utah	65-49	W
J 27	Colorado State	67-52	W
F 1	San Diego State	75-58	W
F 3	Hawaii	68-65	W
F 7	at Tulsa	66-64	W
F 10	at Utah	73-89	L
F 15	at New Mexico	51-60	L
F 17	at UTEP	63-64	L
F 22	Wyoming	75-64	W
F 24	Air Force	67-42	W
M 1	at Colorado State	57-59	L
M 8	vs. Utah (OT)+	61-62	L
M 15	vs. No. 17 Clemson#	47-49	L

! (win later vacated by the NCAA)  
 \* Cougar Classic  
 + WAC Tournament (El Paso)  
 # NCAA (Hartford)

### 1990-91

Record, Conference: 21-13, 11-5, 2nd WAC  
 H/A/N: 10-6/7-4/4-3  
 Long Win/Loss Streak: 5/2  
 Vs. Ranked Teams: 1-5  
 Coach: Roger Reid

Date	Opponent	Score	W/L
N 14	East Tennessee State*	80-83	L
N 24	Utah State	98-94	W
N 29	at Weber State	69-57	W
D 1	at Utah State	63-58	W
D 4	at La Salle	81-93	L
D 7	Eastern Kentucky^	90-86	W
D 8	No. 17 St. John's^	62-67	L
D 12	Arizona State	74-82	L
D 19	James Madison	84-66	W
D 21	Stetson	75-77	L
D 22	Tulsa	62-60	W
D 27	vs. No. 12 South Carolina+	49-52	L
D 29	vs. Rutgers+	70-85	L
J 3	at San Diego State	73-61	W
J 5	at Hawaii	65-74	L
J 10	UTEP	83-67	W
J 12	New Mexico	72-65	W
J 17	at Colorado State	72-55	W
J 19	at Wyoming	80-86	L
J 25	Air Force	72-55	W
J 26	Wyoming	72-77	L
J 31	Colorado State	69-52	W
F 2	at UTEP	69-65	W
F 7	San Diego State	75-55	W
F 9	Hawaii	82-74	W
F 14	at New Mexico	83-76	W
F 16	at No 14 Utah	74-81	L
F 23	at Air Force	70-61	W
M 2	No. 9 Utah (OT)	71-72	L
M 7	vs. Colorado State**	69-56	W
M 8	vs. Hawaii** (OT)	73-71	W
M 9	vs. No. 8 Utah** (OT)	51-49	W
M 14	vs. Virginia#	61-48	W
M 16	vs. No. 8 Arizona#	61-76	L

\* Dodge NIT  
 ^ Cougar Classic  
 + Holiday Festival  
 \*\* WAC Tournament (Laramie)  
 # NCAA (Salt Lake City)

### 1991-92

Record, Conference: 25-7, 12-4, T1st WAC  
 H/A/N: 14-1/7-4/4-2  
 Long Win/Loss Streak: 7/1  
 Vs. Ranked Teams: 1-2  
 Coach: Roger Reid

Date	Opponent	Score	W/L
N 26	at Utah State	82-66	W
D 5	at Tulsa	102-86	W
D 7	at James Madison	66-63	W
D 13	Utah State*	93-77	W
D 14	Princeton*	65-59	W
D 19	McNeese State	104-64	W
D 21	Weber State	81-68	W
D 28	vs. No. 11 Michigan^	83-86	L
D 29	vs. Florida^	79-73	W
J 4	Tennessee Tech	95-68	W
J 9	at UTEP	69-89	L
J 11	Colorado State	72-51	W
J 16	Wyoming	68-59	W
J 18	Air Force	66-45	W
J 23	at Wyoming	67-72	L
J 25	at Colorado State (OT)	79-74	W
J 30	New Mexico	85-65	W
F 1	No. 19 UTEP	80-63	W
F 6	at San Diego State	89-59	W
F 8	at Hawaii	83-87	L
F 13	at Air Force	68-60	W
F 15	La Salle	80-81	L
F 20	Utah	58-56	W
F 22	at New Mexico (OT)	84-95	L
F 27	Hawaii	81-64	W
F 29	San Diego State	98-78	W
M 3	Cal State Northridge	100-68	W
M 7	at Utah	87-73	W
M 12	vs. Air Force+	72-51	W
M 13	vs. Utah+	75-62	W
M 14	vs. UTEP+	73-71	W
M 19	vs. No. 25 LSU#	83-94	L

\* Cougar Classic  
 ^ Red Lobster (Orlando)  
 + WAC Tournament (Fort Collins)  
 # NCAA (Boise)

### 1992-93

Record, Conference: 25-9, 15-3, T1st WAC  
 H/A/N: 13-1/8-3/4-5  
 Long Win/Loss Streak: 13/3  
 Highest Rank: 21st AP  
 Vs. Ranked Teams: 1-3  
 Coach: Roger Reid

Date	Opponent	Score	W/L
D 1	Arizona State	108-98	W
D 4	at Utah State	93-83	W
D 8	at Weber State (OT)	77-83	L
D 11	Southern Utah*	108-62	W
D 12	Georgia*	74-64	W
D 18	Utah State	89-65	W
D 21	vs. No. 9 Oklahoma^	76-75	W
D 22	vs. Memphis^ (OT)	73-67	W
D 23	vs. No. 1 Duke^	66-89	L
D 28	vs. Oregon+	70-76	L
D 29	vs. Oregon State+	79-93	L
J 2	UTEP	79-73	W
J 4	New Mexico	70-56	W
J 9	Utah	53-54	L
J 14	at Fresno State	72-57	W
J 16	at Air Force	103-68	W
J 21	San Diego State	76-64	W
J 23	Hawaii (OT)	84-80	W
J 28	at Colorado State	70-63	W
J 30	at Wyoming	77-64	W
F 4	Colorado State	81-57	W
F 6	Wyoming	75-62	W
F 11	at Hawaii	62-56	W
F 13	at San Diego State	80-73	W
F 18	Fresno State	90-74	W
F 20	Air Force	98-80	W
F 25	Sacramento State	128-78	W
F 27	at No. 11 Utah	83-89	L
M 4	at UTEP	84-63	W
M 6	at New Mexico	76-79	L



ALL-TIME SEASON RESULTS

@BYUMB

Table with 4 columns: Year, Opponent, Score, W/L. Rows include M 11 vs. Hawaii\*\*, M 12 vs. New Mexico\*\*, M 18 vs. SMU#, M 20 vs. No. 9 Kansas#.

Table with 4 columns: Year, Opponent, Score, W/L. Rows include F 2 at UTEP (OT), F 4 at New Mexico, F 9 Colorado State, F 11 Wyoming, F 16 at Hawaii, F 18 at San Diego State, F 23 Fresno State, F 25 Air Force, M 4 at Utah, M 9 vs. Colorado State\*\*, M 16 vs. Tulane#.

Table with 4 columns: Year, Opponent, Score, W/L. Rows include F 13 TCU, F 15 SMU, F 20 at Tulsa, F 22 at Rice, F 27 No. 11 New Mexico, M 1 UTEP.

Table with 4 columns: Year, Opponent, Score, W/L. Rows include N 23 at Auburn, N 28 No. 11 Arizona (OT), D 1 Denver, D 5 at Oregon, D 8 at Washington State, D 11 Louisiana Tech\*, D 12 Cal State Northridge\*, D 19 California, D 22 at UC Irvine, J 2 Utah State, J 9 at Utah, J 14 at San Diego State, J 16 at Hawaii, J 21 San Jose State, J 23 Fresno State, J 28 at UTEP, J 30 at No. 12 New Mexico, F 6 No. 20 Utah, F 11 Hawaii, F 13 San Diego State, F 18 at Fresno State, F 20 at San Jose State (OT), F 25 No. 21 New Mexico, F 27 UTEP, M 2 vs. TCU+, M 4 vs. No. 8 Utah+.

1993-94

Record, Conference: 22-10, 12-6, 3rd WAC
H/A/N: 14-2/5-6/3-2
Long Win/Loss Streak: 6/2
Vs. Ranked Teams: 0-1
Coach: Roger Reid

Table with 4 columns: Date, Opponent, Score, W/L. Rows include N 27 at Arizona State, D 3 vs. South Carolina\*, D 4 vs. No. 4 North Carolina\*, D 10 Nicholls State^, D 11 Oklahoma Baptist^, D 14 Utah State, D 17 Texas Tech, D 21 Weber State, D 28 Western Washington, J 3 at New Mexico, J 5 at UTEP, J 8 at Utah, J 13 Fresno State, J 15 Air Force, J 20 at San Diego State (OT), J 22 at Hawaii, J 27 Wyoming, J 29 Colorado State, F 3 at Wyoming, F 5 at Colorado State (OT), F 10 San Diego State, F 12 Hawaii, F 17 at Air Force, F 19 at Fresno State, F 26 Utah, M 3 New Mexico (OT), M 5 UTEP, M 10 vs. Utah+, M 11 vs. Fresno State+, M 12 vs. Hawaii+, M 17 Arizona State#, M 22 at Fresno State#.

1995-96
Record, Conference: 15-13, 9-9, 5th WAC
H/A/N: 11-4/4-8/0-1
Long Win/Loss Streak: 4/3
Vs. Ranked Teams: 0-3
Coach: Roger Reid

Table with 4 columns: Date, Opponent, Score, W/L. Rows include N 25 Boise State, N 28 at Nevada, D 2 at No. 8 Mississippi State, D 5 Utah State, D 8 Cal State Northridge\*, D 9 Louisiana Tech\*, D 12 Weber State, D 22 at Texas Tech, D 28 Morgan State, J 2 at No. 15 Utah, J 8 Air Force, J 10 Fresno State, J 13 at San Diego State, J 15 at Hawaii, J 18 Wyoming, J 20 Colorado State, J 25 at New Mexico, J 27 at UTEP, F 1 New Mexico, F 3 UTEP, F 8 at Colorado State, F 10 at Wyoming, F 15 San Diego State, F 17 Hawaii, F 22 at Air Force, F 24 at Fresno State, M 2 No. 10 Utah, M 7 vs. Colorado State+.

\* Tournament of Champions (Charlotte)
^ Cougar Classic
+ WAC Tournament (Salt Lake City)
# NIT

1994-95

Record, Conference: 22-10, 13-5, T2nd WAC
H/A/N: 14-0/5-7/3-3
Long Win/Loss Streak: 7/3
Vs. Ranked Teams: 1-0
Coach: Roger Reid

Table with 4 columns: Date, Opponent, Score, W/L. Rows include N 23 vs. Oklahoma State\*, N 25 vs. Louisville\*, N 26 vs. Minnesota\*, D 1 at Utah State, D 3 Nevada, D 6 Mississippi State (OT), D 9 Southern Utah^, D 10 Northwestern State^, D 17 Louisiana Monroe, D 21 at Weber State, D 29 at San Jose State+, D 30 vs. Santa Clara+, J 3 Utah, J 7 at Air Force, J 9 at Fresno State, J 12 San Diego State, J 14 Hawaii, J 19 at Colorado State, J 21 at Wyoming, J 26 UTEP (OT), J 28 New Mexico.

\* Cougar Classic
+ WAC Tournament (Albuquerque)

1996-97

Record, Conference: 1-25, 0-16, 8th WAC
H/A: 1-13/0-12
Long Win/Loss Streak: 1/21
Vs. Ranked Teams: 0-5
Coach: Roger Reid/Tony Ingle

Table with 4 columns: Date, Opponent, Score, W/L. Rows include N 22 Cal State-Fullerton, N 26 at Washington, N 30 Pacific, D 4 at Weber State, D 10 Utah State, D 13 Boise State\*, D 14 Houston\*, D 21 at Georgia, D 27 at Penn State, D 31 San Diego State (OT), J 4 at Wyoming, J 11 No. 9 Utah, J 16 at TCU, J 18 at SMU, J 23 Rice, J 25 No. 24 Tulsa, F 1 at UTEP, F 3 at No. 13 New Mexico, F 6 at No. 5 Utah, F 8 Wyoming.



STEVE CLEVELAND

Years: 1997-2005 (8)

Record: 138-108 (.561)

1997-98

Record, Conference: 9-21, 4-10, 6th WAC
H/A/N: 4-10/4-9/1-2
Long Win/Loss Streak: 2/9
Vs. Ranked Teams: 1-3
Coach: Steve Cleveland

Table with 4 columns: Date, Opponent, Score, W/L. Rows include N 14 at San Diego State, N 19 Washington State, N 21 Oregon, N 29 at Utah State, D 2 Penn State, D 6 at Boise State, D 9 Washington, D 12 Weber State\*, D 13 Pepperdine\*, D 22 at California, D 27 at Hawaii, D 28 vs. Virginia, D 29 vs. Ohio State, J 5 at Tulsa, J 10 No. 3 Utah, J 15 Wyoming, J 17 Colorado State, J 22 at UNLV, J 24 at Air Force, J 29 No. 14 New Mexico, J 31 UTEP, F 5 at No. 5 Utah, F 7 Tulsa, F 12 at Colorado State, F 14 at Wyoming, F 19 Air Force, F 21 UNLV, F 26 at No. 16 New Mexico, F 28 at UTEP (3OT), M 3 vs. Tulsa+.

\* Cougar Classic
+ WAC Tournament (Las Vegas)

1998-99

Record, Conference: 12-16, 6-8, 5th WAC
H/A/N: 9-5/2-10/1-1
Long Win/Loss Streak: 3/4
Vs. Ranked Teams: 0-5
Coach: Steve Cleveland

Table with 4 columns: Date, Opponent, Score, W/L. Rows include N 13 Wofford, N 19 at Weber State.

1999-2000

Record, Conference: 22-11, 7-7, 6th MWC
H/A/N: 14-2/6-9/2-0
Long Win/Loss Streak: 5/2
Vs. Ranked Teams: 0-2
Coach: Steve Cleveland

Table with 4 columns: Date, Opponent, Score, W/L. Rows include N 20 UC Riverside, N 24 Southern Utah, N 24 at No. 4 Arizona, D 4 at Denver, D 7 Arizona State, D 10 Texas Southern\*, D 11 Weber State\*, D 18 South Carolina State, D 21 at South Alabama, D 23 at Florida International (OT), D 29 at UC Santa Barbara, J 5 UC Irvine, J 8 at Utah State, J 10 at UNLV, J 15 Utah, J 20 Wyoming, J 22 Colorado State, J 27 at Air Force, J 29 at New Mexico, F 3 at San Diego State, F 12 at No. 21 Utah, F 17 New Mexico, F 19 UNLV, F 24 at Colorado State, F 26 at Wyoming, M 2 Air Force, M 4 San Diego State, M 9 vs. New Mexico^, M 10 vs. Utah^, M 11 at UNLV^, M 15 Bowling Green+, M 20 So. Illinois+, M 22 at Notre Dame+.

\* Cougar Classic

^ MWC Tournament (Las Vegas)

+ NIT



# ALL-TIME SEASON RESULTS

## #BYUHOOPS



### 2000-01

Record, Conference: 24-9, 10-4, T1st MWC  
 H/A/N: 15-0/4-6/3-3  
 Long Win/Loss Streak: 6/2  
 Coach: Steve Cleveland

Date	Opponent	Score	W/L
N 21	Elon	100-63	W
N 25	UC Santa Barbara	67-53	W
N 30	at San Francisco	70-80	L
D 2	at Arizona State	52-80	L
D 7	Florida International	78-50	W
D 9	vs. Rice	59-49	W
D 14	Southern Utah	58-52	W
D 16	Utah State	69-67	W
D 21	vs. Boise State*	83-67	W
D 22	vs. Iowa State*	71-77	L
D 23	vs. USC*	67-70	L
D 28	at Weber State	84-75	W
D 30	South Alabama	64-42	W
J 2	Idaho	75-47	W
J 6	Texas A&M-Corpus Christi	84-68	W
J 13	San Diego State	79-50	W
J 15	UNLV	91-63	W
J 20	at Colorado State	55-60	L
J 22	at Wyoming	78-85	L
J 29	Utah	69-61	W
F 1	Air Force	62-45	W
F 3	New Mexico	65-49	W
F 10	at UNLV	56-68	L
F 12	at San Diego State	69-66	W
F 15	Wyoming	79-63	W
F 17	Colorado State	68-51	W
F 24	at Utah	75-82	L
M 1	at New Mexico	72-67	W
M 3	at Air Force	51-50	W
M 8	vs. Air Force^	69-54	W
M 9	vs. Wyoming^	77-66	W
M 10	vs. New Mexico^	69-65	W
M 15	vs. Cincinnati#	59-84	L

\* Yahoo Sports Invitational (Laie, HI)  
 ^ MWC Tournament (Las Vegas) - Champion  
 # NCAA (San Diego)

### 2001-02

Record, Conference: 18-12, 7-7, T4th MWC  
 H/A/N: 16-0/1-11/1-1  
 Long Win/Loss Streak: 8/3  
 Coach: Steve Cleveland

Date	Opponent	Score	W/L
N 17	at San Diego	70-59	W
N 24	Arizona State	82-70	W
N 28	at UC Santa Barbara	58-68	L
D 1	at Utah State (OT)	81-90	L
D 5	Weber State	65-47	W
D 8	Creighton	61-52	W
D 12	Fort Lewis	101-53	W
D 15	Idaho	70-48	W
D 22	vs. No. 13 Stanford*	81-76	W
D 27	Cal State Northridge	84-70	W
D 29	Southern Utah	79-58	W
J 2	San Francisco	65-51	W
J 5	at Pepperdine (OT)	79-82	L
J 12	San Diego State	75-64	W
J 15	UNLV	60-47	W
J 19	at New Mexico	58-73	L
J 21	at Air Force	64-74	L
J 28	at Utah	66-71	L
F 2	Wyoming	85-70	W
F 4	Colorado State	57-52	W
F 9	at UNLV	70-73	L
F 11	at San Diego State	73-77	L
F 16	New Mexico	68-62	W
F 18	Air Force	67-51	W
F 23	at Utah	63-61	W
F 28	at Wyoming	60-76	L
M 2	at Colorado State (OT)	75-79	L
M 7	vs. San Diego State^	51-62	L
M 14	UC Irvine +	78-55	W
M 20	at Memphis +	69-80	L

\* Las Vegas Showdown  
 ^ MWC Tournament (Las Vegas)  
 + NIT

### 2002-03

Record, Conference: 23-9, 11-3, T1st MWC  
 H/A/N: 13-1/6-5/4-3  
 Long Win/Loss Streak: 5/2  
 Vs. Ranked Teams: 0-2  
 Coach: Steve Cleveland

Date	Opponent	Score	W/L
N 22	vs. Toledo*	71-56	W
N 23	vs. Kansas State*	73-64	W
N 25	vs. St. Bonaventure*	66-57	W
N 30	Rice	95-56	W
D 4	at Arizona State	64-60	W
D 7	at Creighton	64-74	L
D 11	San Diego	64-49	W
D 14	Utah State	66-56	W
D 21	UC Santa Barbara	69-56	W
D 23	at San Francisco	72-84	L
D 28	Southern Utah	93-60	W
J 2	Pepperdine	84-68	W
J 4	vs. Oklahoma State+	65-78	L
J 8	at Weber State	69-75	L
J 11	Idaho State	77-58	W
J 16	UNLV	85-77	W
J 20	at San Diego State	80-69	W
J 25	Utah	75-79	L
F 1	New Mexico	80-64	W
F 3	Air Force	65-33	W
F 8	at Wyoming	74-66	W
F 10	at Colorado State	77-68	W
F 14	at UNLV	54-61	L
F 17	San Diego State	66-64	W
F 24	at No. 23 Utah	64-71	L
M 1	at Air Force	56-43	W
M 3	at New Mexico	91-81	W
M 6	Wyoming	69-50	W
M 8	Colorado State	67-55	W
M 13	vs. New Mexico^	71-56	W
M 14	vs. Colorado State^ (OT)	80-86	L
M 20	vs. No. 23 Connecticut#	53-58	L

\* Paradise Jam Tournament (Virgin Islands)  
 + All-College Classic (Oklahoma City)  
 ^ MWC Tournament (Las Vegas)  
 # NCAA (Spokane, Wash.)

### 2003-04

Record, Conference: 21-9, 10-4, 2nd MWC  
 H/A/N: 13-0/5-7/3-2  
 Long Win/Loss Streak: 9/3  
 Vs. Ranked Teams: 1-1  
 Coach: Steve Cleveland

Date	Opponent	Score	W/L
N 21	Southern Utah	88-54	W
N 26	at California	46-47	L
N 29	Utah Valley	84-65	W
D 2	at Boise State	75-69	W
D 6	vs. No. 25 Oklahoma State+	76-71	W
D 10	Western Oregon	92-56	W
D 13	USC	85-61	W
D 20	Weber State	86-65	W
D 23	at Utah State	74-76	L
D 29	vs. Idaho State*	90-66	W
D 30	at Santa Clara*	68-66	W
J 2	Saint Mary's	70-55	W
J 7	at North Carolina State	62-89	L
J 12	at San Diego State	61-65	L
J 17	Colorado State	82-53	W
J 19	Wyoming	78-64	W
J 24	at Air Force	52-74	L
J 26	at New Mexico	63-65	L
J 31	at Utah	56-64	L
F 7	UNLV	64-61	W
F 9	San Diego State (OT)	83-69	W
F 14	at Wyoming	67-53	W
F 16	at Colorado State	79-73	W
F 21	New Mexico	88-71	W
F 23	Air Force	67-61	W
M 1	Utah	70-57	W
M 6	at UNLV	89-88	W
M 11	vs. Wyoming^	79-74	W
M 12	vs. Utah^	51-54	L
M 18	vs. No. 20 Syracuse#	75-80	L

+ Played at Delta Center, Salt Lake City

\* Cable Car Classic (Santa Clara)  
 ^ MWC Tournament (Denver)  
 # NCAA Tournament (Denver)

### 2004-05

Record: 9-21  
 Conference: 3-11, T7th MWC  
 Home: 6-8  
 Road: 2-9  
 Neutral: 1-4  
 Long Win Streak: 3  
 Long Loss Streak: 5  
 Vs. Ranked Teams: 0-4  
 Coach: Steve Cleveland

Date	Opponent	Score	W/L
N 22	vs. No. 4 North Carolina*	50-86	L
N 23	vs. Stanford*	53-62	L
N 24	vs. Chamaine*	77-56	W
N 27	California	64-67	L
D 1	at Utah State	57-71	L
D 4	at USC	82-87	L
D 8	Boise State	90-77	W
D 11	vs. Washington State+	46-49	L
D 18	Utah State	62-84	L
D 21	No. 16 North Carolina State	61-72	L
D 23	at Weber State	79-61	W
D 28	Southern Utah	77-52	W
D 31	Santa Clara	87-74	W
J 4	at Saint Mary's	51-72	L
J 8	San Diego State	57-59	L
J 11	MSU Billings	110-70	W
J 15	at Colorado State	67-74	L
J 17	at Wyoming	71-83	L
J 22	Air Force	49-52	L
J 24	New Mexico	68-53	W
J 31	No. 25 Utah	58-72	L
F 5	at UNLV (OT)	82-72	W
F 7	at San Diego State	58-66	L
F 12	Wyoming	58-59	L
F 14	Colorado State	50-49	W
F 19	at New Mexico	72-91	L
F 21	at Air Force	39-70	L
F 26	at No. 13 Utah	60-69	L
M 5	UNLV	66-76	L
M 10	vs. New Mexico^	71-85	L

\* EA SPORTS Maui Invitational  
 + Played at Delta Center, Salt Lake City  
 ^ MWC Tournament (Denver)



**DAVE ROSE**  
 Years: 2005-2019 (14)  
 Record: 301-133 (.694)

### 2005-06

Record, Conference: 20-9, 12-4, T2nd MWC  
 H/A/N: 14-1/5-7/1-1  
 Long Win/Loss Streak: 6/2  
 Coach: Dave Rose

Date	Opponent	Score	W/L
N 18	Loyola Marymount	71-83	L
N 22	at Washington State (in Spokane)	76-68	W
N 26	Southern Utah	86-61	W

N 30	vs. Lamar+	97-74	W
D 3	at USC	68-74	L
D 7	Boise State	80-77	W
D 10	Northern Kentucky	65-46	W
D 17	Weber State	80-54	W
D 22	at Utah State	80-91	L
D 27	Eastern Washington	97-66	W
D 30	Tulsa	68-49	W
J 5	at Air Force	59-75	L
J 7	Utah	72-60	W
J 11	at UNLV	72-82	L
J 18	Wyoming	80-67	W
J 21	at San Diego State	61-88	L
J 25	TCU (OT)	89-80	W
J 28	at Colorado State	86-84	W
F 1	at New Mexico	77-71	W
F 4	Air Force	65-59	W
F 8	at Utah	60-79	L
F 11	UNLV	75-72	W
F 18	at Wyoming	74-68	W
F 22	San Diego State	100-90	W
F 25	at TCU	81-72	W
M 1	Colorado State	77-69	W
M 4	New Mexico	76-68	W
M 9	vs. Utah^	70-74	L
M 15	at Houston+	67-77	L

### 2006-07

Record, Conference: 25-9, 13-3, 1st MWC  
 H/A/N: 17-0/6-7/2-2  
 Long Win/Loss Streak: 8/2  
 Highest Rank: 21st AP  
 Final Rank: 24th AP  
 Vs. Ranked Teams: 3-3  
 Coach: Dave Rose

Date	Opponent	Score	W/L
N 15	at No. 5 UCLA	69-82	L
N 18	Idaho State (OT)	84-78	W
N 22	Portland	79-50	W
N 24	Southern Utah	80-61	W
N 29	at Boise State	68-72	L
D 2	at Weber State (OT)	73-69	W
D 6	San Jose State	81-69	W
D 9	vs. No. 25 Michigan State+	61-76	L
D 13	at Lamar (OT)	77-86	L
D 16	Utah State	75-62	W
D 22	Western Oregon	102-40	W
D 28	Liberty*	73-59	W
D 29	Oral Roberts*	72-62	W
D 30	Seton Hall*	77-68	W
J 6	San Diego State	80-58	W
J 10	TCU	89-65	W
J 13	at UNLV	75-83	L
J 16	Wyoming	89-81	W
J 20	at Colorado State	78-90	L
J 24	at New Mexico	70-49	W
J 27	No. 13 Air Force	61-52	W
J 31	at Utah	76-66	W
F 3	No. 25 UNLV	90-63	W
F 6	at Wyoming	77-73	W
F 10	at TCU	85-72	W
F 14	New Mexico	96-83	W
F 21	Colorado State	76-67	W
F 24	at San Diego State	74-86	L
F 27	at No. 20 Air Force	62-58	W
M 3	Utah	85-62	W
M 8	vs. TCU^	77-64	W
M 9	vs. Wyoming^	96-84	W
M 10	at No. 25 UNLV^	70-78	L
M 15	vs. Xavier#	77-79	L

+ Played at The Palace of Auburn Hills (Mich.)  
 \* BYU Holiday Classic  
 ^ MWC Tournament (Las Vegas)  
 # NCAA Tournament (Lexington, Ky.)



ALL-TIME SEASON RESULTS

@BYUMB

2007-08

Record/Conference: 27-8, 14-2, 1st MWC
H/A/N: 16-0/8-5/3-3
Long Win/Loss Streak: 9/2
Highest Rank: 20th AP
Vs. Ranked Teams: 1-2
Coach: Dave Rose

Table with columns: Date, Opponent, Score, W/L. Rows include games against Long Beach State, Idaho State, Jackson State, Hartford, etc.

\*Las Vegas Invitational
+ Played at Energy Solutions Arena (Salt Lake City)
^ MWC Tournament (Las Vegas)
# NCAA Tournament (Anaheim, Calif.)

2008-09

Record, Conference: 25-8, 12-4, T1st MWC
H/A/N: 14-2/9-3/2-3
Long Win/Loss Streak: 10/2
Highest Rank: 25th AP
Vs. Ranked Teams: 0-2
Coach: Dave Rose

Table with columns: Date, Opponent, Score, W/L. Rows include games against Long Beach State, Pepperdine, North Florida, Rice, etc.

Table with columns: Date, Opponent, Score, W/L. Rows include games against San Diego State, Utah, Wyoming, Air Force, etc.

\*Basketball Travelers Invitational (Marriott Center)
+ Played at Energy Solutions Arena (Salt Lake City)
~ 2008 Stadium Shootout (Glendale, Ariz.)
^ MWC Tournament (Las Vegas)
# NCAA Tournament (Philadelphia)

2009-10

Record, Conference: 30-6, 13-3, 2nd MWC
H/A/N: 15-1/10-4/5-1
Long Win/Loss Streak: 15/1
Highest Rank: 10th Coaches Poll
Final Rank: 17th AP
Vs. Ranked Teams: 0-3
Coach: Dave Rose

Table with columns: Date, Opponent, Score, W/L. Rows include games against Bradley, Idaho State, Hawaii, Southern, Weber State, etc.

\*Las Vegas Classic
+ Played at Energy Solutions Arena (Salt Lake City)
~ 2009 Fiesta Bowl Classic
^ MWC Tournament (Las Vegas)
# NCAA Tournament (Oklahoma City)

2010-11

Record, Conference: 32-5, 14-2, T1st MWC
H/A/N: 13-1/10-1/9-3
Long Win/Loss Streak: 10/1
Highest Rank: 3rd AP/Coaches Poll
Final Rank: 10th AP
Vs. Ranked Teams: 3-2
Coach: Dave Rose

Table with columns: Date, Opponent, Score, W/L. Rows include games against Fresno State, Utah State, Chicago State, Mississippi Valley State, etc.

Table with columns: Date, Opponent, Score, W/L. Rows include games against Arizona, UCLA, Weber State, UTEP, Buffalo, Fresno Pacific, etc.

\*South Padre Island Invitational
^ Mountain West-Missouri Valley Challenge
# John R. Wooden Classic
~ Conoco MWC Championships
% NCAA Tournament Second/Third Round (Denver)
@ NCAA Regional Semifinals (New Orleans)

2011-12

Record, Conference: 26-9, 12-4, 3rd WCC
H/A/N: 13-3/8-3/5-3
Long Win/Loss Streak: 5/1
Vs. Ranked Teams: 1-4
Coach: Dave Rose

Table with columns: Date, Opponent, Score, W/L. Rows include games against Utah State, BYU-Hawaii, Longwood, Prairie View A&M, etc.

@ Lumberjack Classic
+ WCC Championships
# NCAA Tournament
2012-13

Record, Conference: 24-12, 10-6, 3rd WCC
H/A/N: 15-3/7-5/2-4
Long Win/Loss Streak: 5/1
Vs. Ranked Teams: 1-4
Coach: Dave Rose

Table with columns: Date, Opponent, Score, W/L. Rows include games against Tennessee State, Georgia State, Florida State, Notre Dame, etc.

^ Coaches vs. Cancer Classic
# at Energy Solutions Arena
+ WCC Championships
@ NIT

2013-14

Record, Conference: 23-12, 13-5, T2nd WCC
H/A/N: 14-1/5-8/4-3
Long Win/Loss Streak: 6/4
Vs. Ranked Teams: 1-5
Coach: Dave Rose

Table with columns: Date, Opponent, Score, W/L. Rows include games against Weber State, Stanford, Mount St. Mary's, Colorado Mesa, etc.

# ALL-TIME SEASON RESULTS

## #BYUHOOPS



F 20 No. 25/22 Gonzaga 73-65 W  
 F 22 Portland 89-72 W  
 M 1 at San Diego 78-70 W  
 M 8 vs. Loyola Marymount+ 85-74 W  
 M 10 vs. San Francisco (OT)+ 79-77 W  
 M 11 vs. Gonzaga+ 64-75 L  
 M 20 vs. Oregon@ 68-87 L  
 ~ ESPN College Tip-Off Marathon  
 ^ College Basketball Experience Hall of Fame Classic  
 # at EnergySolutions Arena  
 \* Basketball Hall of Fame Showcase  
 + WCC Championships  
 @ NCAA tournament

### 2014-15

Record, Conference: 25-10, 13-5, T2nd WCC  
 H/A/N: 13-3/8-3/4-4  
 Long Win/Loss Streak: 8/2  
 Long Loss Streak: 2  
 Vs. Ranked Teams: 1-4  
 Coach: Dave Rose

Date	Opponent	Score	W/L
N 14	Long Beach State	95-90	W
N 18	Little Rock*	91-62	W
N 19	Southern Virginia	101-48	W
N 24	vs. No. 15 San Diego State (20T)*	87-92	L
N 25	vs. Chaminade*	121-85	W
N 26	vs. Purdue (OT)*	85-87	L
N 29	Eastern Kentucky	90-76	W
D 2	at Utah State	91-81	W
D 6	vs. Hawaii#	90-70	W
D 10	No. 13/14 Utah	61-65	L
D 13	at Weber State	76-60	W
D 20	Stanford	79-77	W
D 23	UMass (OT)	77-71	W
D 27	No. 8/8 Gonzaga	80-87	L
D 29	Portland	97-88	W
J 1	at Santa Clara	81-46	W
J 3	at San Francisco	99-68	W
J 8	Pepperdine	61-67	L
J 10	Loyola Marymount	85-72	W
J 15	at Pacific	93-80	W
J 17	at Saint Mary's	77-82	L
J 24	at San Diego	74-77	L
J 29	San Francisco	78-74	W
J 31	Santa Clara	78-57	W
F 5	at Pepperdine	74-80	L
F 7	at Loyola Marymount	87-68	W
F 12	Saint Mary's	82-60	W
F 14	Pacific	84-59	W
F 19	San Diego	75-62	W
F 26	at Portland	82-69	W
F 28	at No. 3/2 Gonzaga	73-70	W
M 7	vs. Santa Clara@	78-76	W
M 9	vs. Portland@	84-70	W
M 10	vs. No. 7/7 Gonzaga@	75-91	L
M 17	vs. Ole Miss+	90-94	L

\* EA SPORTS Maui Invitational  
 # at EnergySolutions Arena  
 @ WCC Basketball Championships at Orleans Arena  
 + NCAA Tournament  
 All times local to site

### 2015-16\* (see note below)

Record, Conference: 26-11, 13-5, 3rd WCC  
 H/A/N: 16-2/6-6/4-3  
 Long Win/Loss Streak: 5/1  
 Vs. Ranked Teams: 2-0  
 Coach: Dave Rose

Date	Opponent	Score	W/L
N 13	Utah Valley	85-54	W
N 16	at Long Beach State~	65-66	L
N 20	Adams State	97-56	W
N 25	Mississippi Valley State	75-68	W
N 28	Belmont	95-81	W
D 2	at Utah	75-83	L
D 5	vs Weber State	73-68	W
D 9	Utah State	80-68	W
D 12	at Colorado	83-92	L
D 18	Central Michigan	98-85	W

D 22 vs. Harvard (OT)^ 82-85 L  
 D 23 vs. New Mexico^ 96-66 W  
 D 25 vs. Northern Iowa^ 84-76 W  
 D 31 at Saint Mary's 74-85 L  
 J 2 at Pacific 81-67 W  
 J 7 Santa Clara 97-61 W  
 J 9 San Francisco 102-92 W  
 J 14 at Gonzaga 69-68 W  
 J 16 at Portland 81-84 L  
 J 21 at Loyola Marymount 91-80 W  
 J 23 at Pepperdine 65-71 L  
 J 28 Loyola Marymount 87-62 W  
 J 30 Pepperdine 88-77 W  
 F 4 Saint Mary's 70-59 W  
 F 6 Pacific 72-77 L  
 F 11 at San Francisco 114-89 W  
 F 13 at Santa Clara 96-62 W  
 F 18 at San Diego 69-67 W  
 F 20 San Diego 91-33 W  
 F 25 Portland 99-81 W  
 F 27 Gonzaga 68-71 L  
 M 5 vs. Santa Clara+ 72-60 W  
 M 7 vs. Gonzaga+ 84-88 L  
 M 16 UAB@ 97-79 W  
 M 18 Virginia Tech@ 80-77 W  
 M 22 Creighton@ 88-82 W  
 M 29 vs. Valparaiso@ 70-72 L  
 ~ = ESPN College Tip-Off Marathon  
 ^ = Hawaiian Airlines Diamond Head Classic  
 + = WCC Championships  
 @ = NCAA tournament

### 2016-17\* (see note below)

Record, Conference: 22-12, 12-6, 3rd WCC  
 H/A/N: 14-4/5-4/3-4  
 Long Win/Loss Streak: 4/2  
 Vs. Ranked Teams: 1-4  
 Coach: Dave Rose

Date	Opponent	Score	W/L
N 14	Princeton\$	82-73	W
N 17	Coppin State#	96-59	W
N 19	Coastal Carolina#	81-65	W
N 21	vs. Saint Louis#	92-62	W
N 23	vs. Valparaiso#	89-92	L
N 26	Utah Valley	101-114	L
N 30	vs. Utah State^	77-63	W
D 3	vs. USC+	84-91	L
D 7	Weber State	77-66	W
D 10	Colorado	79-71	W
D 17	vs. Illinois@	73-75	L
D 20	Idaho State	84-58	W
D 22	CSU Bakersfield	81-71	W
D 29	Santa Clara	89-59	W
D 31	at Loyola Marymount	81-76	W
J 5	at No. 19/19 Saint Mary's	68-81	L
J 7	Pacific	91-62	W
J 12	San Francisco	85-75	W
J 14	at San Diego	75-88	L
J 19	Pepperdine	99-70	W
J 21	at Pacific	62-47	W
J 26	at Santa Clara	68-76	L
J 28	Loyola Marymount	85-77	W
F 2	No. 1/1 Gonzaga	75-85	L
F 4	Portland	73-62	W
F 9	at Pepperdine	83-99	L
F 11	at San Francisco	68-52	W
F 16	San Diego	82-70	W
F 18	No. 22/21 Saint Mary's	57-70	L
F 23	at Portland	97-78	W
F 25	at No. 1/1 Gonzaga	79-71	W
M 4	vs. Loyola Marymount%	89-81	L
M 6	vs. 20/18 Saint Mary's%	50-81	L
M 14	vs. UT Arlington~	89-105	L

\$ ESPN Tip-Off Marathon  
 # Men Who Speak Up Main Event  
 ^ at Vivint Smart Home Arena  
 + Basketball Hall of Fame's 2016 Hoophall LA  
 @ State Farm Chicago Legends  
 % WCC Basketball Championships  
 ~ NIT

### 2017-18

Record, Conference: 24-11, 11-7, 3rd WCC  
 H/A/N: 13-3/7-6/4-2  
 Long Win/Loss Streak: 9/2  
 Vs. Ranked Teams: 1-4  
 Coach: Dave Rose

Date	Opponent	Score	W/L
N 11	Mississippi Valley State	91-61	W
N 15	at Princeton	65-56	W
N 18	UT Arlington#	75-89	L
N 21	Niagara#	95-88	W
N 24	vs. Alabama#	59-71	L
N 25	vs. UMass#	68-66	W
N 29	at Utah Valley%	85-58	W
D 2	at Utah State	75-66	W
D 6	Illinois State	80-68	W
D 9	vs. Weber State^	74-68	W
D 16	Utah+	77-65	W
D 21	Idaho State	85-71	W
D 23	Texas Southern	73-52	W
D 28	Portland*	69-45	W
D 30	Saint Mary's* (OT)	64-74	L
J 4	at San Francisco*	69-59	W
J 6	at Pacific*	66-67	L
J 11	Pepperdine*	83-63	W
J 13	at Santa Clara*	84-50	W
J 18	Loyola Marymount*	82-67	W
J 20	San Diego*	74-58	W
J 25	at 16/18 Saint Mary's*	62-75	L
J 27	Pacific*	80-65	W
F 1	at Loyola Marymount*	69-76	L
F 3	at 14/14 Gonzaga*	60-68	L
F 8	Santa Clara*	80-58	W
F 10	San Francisco* (OT)	75-73	W
F 15	at Pepperdine* (OT)	75-70	W
F 17	at San Diego*	62-75	L
F 22	at Portland*	72-60	W
F 24	6/6 Gonzaga*	65-79	L
M 3	vs. San Diego\$	85-79	W
M 5	vs. 20/23 Saint Mary's\$	85-72	W
M 6	vs. 6/8 Gonzaga\$	54-74	L
M 14	at Stanford@	83-86	L

Date	Opponent	Score	W/L
N 6	at No. 7/9 Nevada	70-86	L
N 9	Utah Valley^	75-65	W
N 13	Northwestern State#	82-57	W
N 15	Oral Roberts	85-65	W
N 17	Alabama A&M#	91-60	W
N 21	Rice#	105-78	W
N 24	Houston#	62-76	L
N 28	at Illinois State (OT)	89-92	L
D 1	at Weber State	103-113	L
D 5	Utah State	95-80	W
D 8	vs Utah+	74-59	W
D 12	Portland State	85-66	W
D 15	vs UNLV (OT)%	90-92	L
D 22	at San Diego State	81-90	L
D 29	at No. 17/19 Mississippi State#	81-103	L
J 3	at Pacific*	90-87	W
J 5	at Saint Mary's*	66-88	L
J 10	Portland*	79-56	W
J 12	Santa Clara*	80-74	W
J 17	at Pepperdine*	87-76	W
J 19	at San Francisco*	63-82	L
J 24	Saint Mary's*	71-66	W
J 31	No. 4/4 Gonzaga*	63-93	L
F 2	Loyola Marymount*	67-49	W
F 7	at Portland*	83-48	W

F 9 Pacific\* 69-59 W  
 F 14 at San Diego (OT)\* 88-82 W  
 F 16 at Loyola Marymount\* 70-62 W  
 F 21 San Francisco\* 71-77 L  
 F 23 at No. 2/2 Gonzaga\* 68-102 L  
 M 2 San Diego\* 87-73 W  
 M 9 vs. San Diego\$ 57-80 L

^ UCCU Crosstown Clash  
 # Men Against Breast Cancer Cougar Cup  
 + Beehive Classic / Deseret First Duel  
 % Neon Hoops Showcase  
 \* WCC Game  
 \$ WCC Basketball Championships



**MARK POPE**  
 Years: 2019-present (3)  
 Record: 68-26 (.723)

### 2019-20

Record, Conference: 24-8, 13-3, 2nd WCC  
 H/A/N: 14-1/6-5/4-2  
 Long Win/Loss Streak: 9/1  
 Vs. Ranked Teams: 1-2  
 Coach: Mark Pope

Date	Opponent	Score	W/L
N 5	Cal State Fullerton	76-58	W
N 9	San Diego State	71-76	L
N 13	Southern Utah+	68-63	W
N 15	at Houston	72-71	W
N 20	at Boise State (OT)	68-72	L
N 25	vs. UCLA+	78-63	W
N 26	vs. No. 4/5 Kansas+	56-71	L
N 27	vs. Virginia Tech+	90-77	W
N 30	Montana Tech	98-63	W
D 4	at Utah (OT)	95-102	L
D 7	UNLV#	83-50	W
D 10	Nevada	74-42	W
D 14	Utah State^	68-64	W
D 21	Weber State	91-61	W
D 28	Oral Roberts	79-73	W
J 4	Loyola Marymount*	63-38	W
J 9	at Saint Mary's* (OT)	84-87	L
J 11	Portland*	96-70	W
J 16	San Diego*	93-70	W
J 18	at No. 1/1 Gonzaga*	69-92	L
J 23	at Pacific*	74-60	W
J 25	at San Francisco*	82-83	L
J 30	Pepperdine*	107-80	W
F 1	Saint Mary's*	81-79	W
F 6	at Portland*	85-54	W
F 8	San Francisco*	90-76	W
F 13	at Loyola Marymount*	77-54	W
F 15	at San Diego*	72-71	W
F 20	Santa Clara*	85-75	W
F 22	No. 2/2 Gonzaga*	91-78	W
F 29	at Pepperdine*	81-64	W
M 9	vs. Saint Mary's@	50-51	L

# at Vivint Smart Home Arena  
 ^ Beehive Classic at Vivint Smart Home Arena  
 \* WCC Game  
 @ WCC Tournament

\*All victories in the 2015-16 season but the win vs. Weber State and all victories in the 2016-17 season were vacated by the NCAA Committee on Infractions.



# ALL-TIME SEASON RESULTS

@BYUMBB

## 2020-21

Record, Conference: 20-7, 10-3, 2nd WCC  
H/A/N: 11-2/8-3/1-2  
Long Win/Loss Streak: 5/2  
Vs. Ranked Teams: 1-3  
Coach: Mark Pope

+ Phil Knight Invitational  
^ at Samford Pentagon (Sioux Falls, S.D.)  
\* WCC Game  
@ WCC Tournament  
% NIT

Date	Opponent	Score	W/L
N 5	Westminster	108-59	W
N 26	New Orleans	86-61	W
N 28	Utah Valley	82-60	W
D 1	vs. USC+	53-79	L
D 2	vs. St. John's+	74-58	W
D 5	at Utah State	67-64	W
D 9	Boise State	70-74	L
D 12	Utah	82-64	W
D 18	at No. 18/20 San Diego State	72-62	W
D 21	Texas Southern	87-71	W
D23	vs. Weber State^	87-79	W
J 7	at No. 1/1 Gonzaga*	69-86	L
J 14	at Saint Mary's*	62-52	W
J 16	at San Francisco*	72-63	W
J 21	Portland*	95-67	W
J 23	Pepperdine*	65-54	W
J 27	at Pepperdine*	73-76	L
J 30	Pacific* (OT)	95-87	W
F 4	at Portland*	105-60	W
F 8	No. 1/1 Gonzaga*	71-82	L
F 18	at Pacific*	80-52	W
F 20	at Loyola Marymount*	88-71	W
F 25	San Francisco*	79-73	W
F 27	Saint Mary's	65-51	W
M 8	vs. Pepperdine@ (OT)	82-77	W
M 9	vs. No. 1/1 Gonzaga@	78-88	L
M 20	vs. UCLA\$	62-73	L

+ Roman Legends Classic  
^ at Vivint Smart Home Arena  
\* WCC Game  
@ WCC Tournament  
\$ NCAA Tournament

## 2021-22

Record, Conference: 24-11, 9-6, 5th WCC  
H/A/N: 13-3/8-5/3-3  
Long Win/Loss Streak: 6/4  
Vs. Ranked Teams: 1-2  
Coach: Mark Pope

Date	Opponent	Score	W/L
N 9	Cleveland State	69-59	W
N 12	San Diego State	66-60	W
N 16	vs. No. 12/12 Oregon+	81-49	W
N 20	Central Methodist	97-61	W
N 24	Texas Southern	81-64	W
N 27	at Utah	75-64	W
D 1	at Utah Valley (OT)	65-72	L
D 4	at Missouri State	74-68	W
D 8	Utah State	82-71	W
D 11	vs. Creighton^	71-83	L
D 18	at Weber State	89-71	W
D 22	vs. South Florida!	54-39	W
D 23	vs. Vanderbilt!	67-69	L
D 25	vs. Liberty!	80-75	W
D 29	Westminster	65-53	W
J 6	Pacific*	73-51	W
J 8	Saint Mary's*	52-43	W
J 13	at No. 2/2 Gonzaga*	84-110	L
J 15	at San Francisco*	71-69	W
J 20	San Diego*	79-71	W
J 22	Portland*	78-65	W
J 27	at Santa Clara*	76-77	L
J 29	at Pacific*	73-76	L
F 3	San Francisco*	59-73	L
F 5	No. 2/2 Gonzaga*	57-90	L
F 10	at Loyola Marymount* (OT)	83-82	W
F 12	Pepperdine*	91-85	W
F 19	at Saint Mary's*	64-69	L
F 24	Loyola Marymount*	79-59	W
F 26	Pepperdine*	75-79	W
M 4	vs. Loyola Marymount@	85-60	W
M 5	vs. San Francisco@	63-75	L
M 16	Long Beach State%	93-72	W
M 19	Northern Iowa%	90-71	W
M 23	Washington State%	58-77	L

ALL-TIME LETTERMEN

#BYUHOOPS



<b>A</b>		<b>C</b>		<b>D</b>	
Ron Abegglen	1959-60-61	Nick Bird	1923	Dave Crowton	1936
Charles Abouo	2009-10-11-12	Gus Black	1935-36-37	Ralph Crowton	1935-36-39
Jarkko Ahlbom	1996-97-98	Bill Blumenthal	1962-63-64	Sherman Crump	1952-53-54
Austin Ainge	2003-04-05-06-07	Daniel Bobik	2001-02	Ryan Cuff	1993
Danny Ainge	1978-79-80-81	Ralph Bonham	1953	Lee Cummard	2006-07-08-09
Doug Ainge	1974	Malcolm Booth	1938	Craig Cusick	2012-13
Von Alleman	1982-83	Danny Bower	1998-99		
Glen Allen	1938-39-40	Ricky Bower	2003-04	<b>D</b>	
John Allen	2003	Shawn Bradley	1991	Dick Dabbling	1946
Markland Allred	1935-38	Paul Briggs	1989-90	Jerry Dahlman	1963
Atiki Ally Atiki	2022	Lloyd Brink	1939-40-41	Payton Dastrup	2017-18
John Alstrom	1962-63	Eldon Brinley	1928-29-30-31	Kirk Davidson	1990-91
Augustin Ambrosino	2013	Rashaun Broadus	2006-07	Brandon Davies	2010-11-12-13
Brian Ambrozich	1972-73	Walter Brooks	1935-36	Bob Davis	1968-69-70
Belmont Anderson	1972-73-74	Casey Brown	2022	Kyle Davis	2016-17
Blaine Anderson	1954-55-56	Tyrone Brown	1997	Derek Dawes	2001-04-05-06
David Anderson	1997	Vince Bryan	1988-89	Larry DeLaitre	1970
Greg Anderson	1977-78	Elijah Bryant	2017-18	Raul Delgado	2013
Harry Anderson	1955-56-57	Jay Bunker	1971-72-73	Dee Denzer	1964
Jack Anderson	1956-57	Sam Burgess	2005-06-07-08	Bob Detmers	1937
James Anderson	2009-10-11	Van Burgess	1953-54-55	Willard Devitt	1938
Kenneth Anderson	1924	Bruce Burton	1961-62-63	Brian Dignan	1998-99
Steve Anderson	1978-79-80	<b>C</b>		Buck Dixon	1923-24-25-26
Lou Andrus	1963	Nathan Call	1987-88-91-92	Sanky Dixon	1926-27-28-29
Ryan Andrus	2015	Cory Calvert	2013	Chris Dowling	1969
Steve Andrus	1989-90	Elbert Campbell	1935	Paul Drecksel	1983-84
Brett Applegate	1983-84	Jeff Campbell	1991-95-96-97	Jon Dresser	1967-68-69
Rafael Araujo	2003-04	Hugh Cannon	1934-35-36	Jerry Dunn	1918-20-21
Jordan Archibald	2000-01	Mckay Cannon	2018-19	Loren Dunn	1951-52
Lance Archibald	1996-97-98-99	Bobby Capener	1982-83-86-87	Devin Durrant	1979-80-83-84
Stan Ashby	1962	Matt Carlino	2012-13-14	Kent Durrant	1949-51
Alan Astle	1984-87-88-89	Jon Carlisle	2002	Mark Durrant	1990-93-94-95
David Astle	1990-91-92-93	Nate Chappell	1999	<b>E</b>	
Nate Austin	2012-13-14-15-16	Jeff Chatman	1985-86-87-88	Jim Eakins	1966-67-68
Brandon Averette	2021	Jordan Chatman	2016	Gary Earnest	1959-60-61
Jamal Aytes	2016-17	Jay Cheesman	1974-75-76-77	Dave Eastis	1959-60-61
		Larry Cheesman	1977-78	Valoy Eaton	1958-59-60
		Junior Child	1946-47	Clarence Edwards	1918-19-20
		Yoeli Childs	2017-18-19-20	Bud Eggertsen	1940
		Jacob Chrisman	2001	Jordan Ellis	2015
		Bryce Christensen	1940-41	Joe Ellsworth	2000
		Craig Christensen	1976-79-80-81-82	Jackson Emery	2006-09-10-11
		Harold Christensen	1951-52-53	Nick Emery	2016-17-19
		Jack Christensen	1937-38-39	Hunter Erickson	2021-22
		Kurt Christensen	1992-93-94	Duane Esplin	1941-42-47
		Todd Christensen	1996-99-00	Fay Evans	1932-33
		Lee Christiansen	1930	Ferd Evans	1932-33
		Fred Clark	1918-19	Talmadge Eyre	1998
		Randy Clark	1947-48-49	<b>F</b>	
		Grig Clawson	1973-74-75	John Fairchild	1964-65
		Mark Clausen	1988	Mel Fawcett	1932
		Robert Cochran	1985-86	Bryan Fink	1985-86
		Reed Collins	1926-27-28	Chase Fischer	2015-16
		Stan Collins	1953-54	John Fish	1989-92-93-94
		Chris Collinsworth	2008-11-12	Orville Fisher	1966-67-68
		Kyle Collinsworth	2011-14-15-16	Chad Fister	1996
		Jeff Congdon	1964-65-66	Alan Frampton	1989-90
		George Cooper	1928-29-30-31	Zack Frampton	2017
		Nathan Cooper	1996-99-00-01	Danny Frazier	1979
		Kresimir Cosic	1971-72-73	Jimmer Fredette	2008-09-10-11
		Wayne Cottle	1950-51	Bernie Fryer	1971-72
		Bob Craig	1949-50-51	DeRay Fullmer	1947-48-49-50
		Steve Craig	1976-79-80-81	Frank Fullmer	1940-41-42
		Jack Cravens	1957-58	Gary Furniss	1981-82-83
		Bill Crow	1962-63		
		Todd Crow	1990		
		Larry Crowley	1960-61		



# ALL-TIME LETTERMEN

@BYUMBB

## G

Dean Gardner	1940-41-42
Mike Gardner	1963-64-65
Morris Gardner	1947
Floyd Garn	1931-32
Alma Garrett	1946-47
Todd Gentry	1990
Gideon George	2021-22
Earl Giles	1934-35-36-37
Floyd Giles	1941-42-43-46
Lynn Gleave	1958
Elwood Gledhill	1923
Tom Gneiting	1985-86-87
George Gourley	1933
Lee Gourley	1935
R. Clark Greenhalgh	1945-46-49
Tom Griggs	1924
Dick Grimmett	1934
Earl Groesbeck	1925
Davin Guinn	2016-17
Holden Gunnnett	1935-39
John Gustin	1957-58

## H

Matt Haarms	2021
Ed Hale	1947
Skyler Halford	2014-15
Mike Hall	2004-05
Lynn Halvorsen	1929
Lee Hamblin	1943
Brian Hamilton	1998-99
Chris Handy	1998
Mark Handy	1974-75-76-77
Nate Hansen	2022
Travis Hansen	2001-02-03
Don Hanson	1943
Connor Harding	2019-20-21
Jahshire Hardnett	2018-19
Chauncey Harmon	1925
Damarcus Harrison	2012
Irel Hart	1927
Jakob Hartsock	2016
Noah Hartsock	2009-10-11-12
Ian Harward	2013
Richard Harward	2021
Jacob Hawkins	1999
Marty Haws	1985-87-88-89-90
Tyler Haws	2010-13-14-15
TJ Haws	2017-18-19-20
Leon Heaps	1951-52
Don Helm	1958
Mike Herring	1988-89
Mark Heslop	1986-89-90-91-92
Bruce Hill	1959-60
Gary Hill	1965-66-67
Russ Hillman	1949-50-51
Willard Hirschi	1954-55-56
Bryan Hofheins	1995-96
Jim House	1967
Bob Howard	1923-24-25-26
Dan Howard	2000-01-02-03
Doug Howard	1968-69-70
Greg Humphreys	1986-87
Dale Hunt	1941
Jim Hunter	1931-32-33-34
Mel Hutchins	1947-48-50-51

## I

Rags Ingersoll	1924-25-28-29
Bob Inglis	1960
Vuk Ivanovic	2006-07-08
Ivan Iverson	1937

## J

Elwood Jackson	1922
Gee Jackson	1942
Boyd Jarman	1951-52-53
Ken James	1965-66-67
Hal Jensen	1956-57
Jay Jensen	1947
Jared Jensen	2002-03-04-05
John Jensen	1945
Lawrell Jensen	1930
Bart Jepsen	1998-01-02-03
Bret Jepsen	1995-98-99
Jim Jimas	1965-66-67
Joe Johnson	1932-33-34-35
Lloyd Johnson	1961-62
Lou Johnson	1930-31-32
Spencer Johnson	2021-22
Andrew Johnston	2014
Dick Jones	1949-50-51
Robert Jones	1991-92
Russ Jones	1957-58
Troy Jones	1973-74-75-76
Craig Jorgensen	1971-72-73

## K

Keegan Kane	1991
Tom Karren	1952-53-54
Bronson Kaufusi	2022
Corbin Kaufusi	2015-16-17
Ralph Keeler	1919-22-23
Steve Kelly	1969-70-71
Jim Kelson	1961-62-63
Andy Kimball	1945
Paul Kitchen	1956
Greg Kite	1980-81-82-83
Trevin Knell	2020-21-22
Nate Knight	2001
Seneca Knight	2022
Shane Knight	1991-92-93-94-95
Steve Kramer	1964-65-66
LaVar Kump	1936-37-38
Ron Kump	1954
Gene Kunz	1961-62

## L

Timo Lampen	1961
Dean Larsen	1952-53-54
Russell Larson	1992-93-94-95
Vance Law	1975-76-77
Veryl Law	1974-75-76-77
Kolby Lee	2019-20
Colby Leifson	2017
Luiz Lemes	2003-04
Drew Leonard	1937
Malcolm LeSueur	1932-33
Dave Lewis	1954-55-56
John Lewis	1963
Kari Liimo	1967-68-69
Shawn Lindquist	1993-94
Chick Little	1946-47
John Lloyd	1990
Wesley Lloyd	1924-25-26

Caleb Lohner	2021-22
Matt Lohner	1995-96
Paul Loveday	1966-67
Wyatt Lowell	2021
Michael Loyd Jr.	2008-10
Te'Jon Lucas	2022
Terrell Lyday	2000-01
Chris Lynch	1988
Walter Lyons	1935
Marty Lythgoe	1967-68-69

## M

Gavin MacGregor	2007
Mac Madsen	1954-58-59
McRay Magleby	1930-31
Russell Magleby	1928-29-30-31
Logan Magnusson	2010-11
Fernando Malaman	2006-07
Jack Mannion	1961
Nick Martineau	2008-11-12
Nick Mateljan	1953-54-55
Anthony Matthews	1985-86
LeRoy Maughan	1966-69-70
Taylor Maughan	2019-20
Mike Maxwell	1980-82
Mike May	1977-78
Dave McGuire	1978-79-81
Emerson McOmber	1933
Jim McIntyre	1960
Garner Meads	2001-04-05
Steve Merta	1962
Mark Michaelis	1999
Eric Mika	2014-17
Chris Miles	2005-08-09-10
Gary Miles	1957-58-59
Paul Millar	1963-64
Jared Miller	1991-92-93
Jim Miller	1969-70-71
Mark Miller	1960-63-64
Floyd Millet	1933
Duard Millett	1943
Wayne Millett	1935
Roland Minson	1949-50-51
John Moala	1997
Matt Montague	1997-00-01-02
Scott Moon	1990-91
Lamont Morgan, Jr.	2009-10
Tim Mould	1976
Ben Murdock	2007-08
Bert Myers	1959-60

## N

Nick Nakic	1977
Terry Nashif	2002-03-04-05
Isaac Neilson	2015
Ross Neilson	1923
Byron Nelson	1931-32-33-34
Joe Nelson	1947-48-49-50
Dick Nemelka	1964-65-66
John Nicoll	1958-59
Blaze Nield	2020
David Nielsen	1999-00
Eric Nielsen	1997-00-01-02
Gifford Nielsen	1974-75
Kevin Nielsen	1978-79-82-83-84
Stan Nielsen	1940-41
Chris Nikchevich	1983-84-85
Dalton Nixon	2015-18-19-20

ALL-TIME LETTERMEN

#BYUHOOPS



Kevin Nixon	1992-93	Stephen Rogers	2011-12	Paul Thompson	1945
Reed Noble	1975-76	Elwood Romney	1930-31-32-33	Verne Thompson	1976-77
		Golden Romney	1923-24-25-26	Paul Thorn	1929
<b>O</b>		Jerry Romney	1950-51-52	Dick Thorne	1952
Ralph Olsen	1951-52	Archie Rose	2008-2009	James Thorne	1951
Roy Olsen	1945-46-47	L.J. Rose	2017	Phil Tollestrup	1970-71-72
Bob Orr	1941-42-43	Mike Rose	2004-05-06-07	Michael Tompson	1997
Misho Ostarcevic	1976-77	Lynn Rowe	1955-56-57	Byron Toone	1950
Clarence Osterhues	1949-50	Owen Rowe	1927-28-29	Andy Toolson	1985, 88-89-90
Don Overly	1940-41	Bill Ruffner	1964-66	Jake Toolson	2015-16-20
Dick Owen	1947	Bryon Ruffner	1996	Fousseyni Traore	2022
		Paul Ruffner	1969-70	Bill Treu	1958
<b>P</b>		Scott Runia	1977-78-79-80	Gary Trost	1988-91-92-93
Paul Packard	1922-23-24-25	<b>S</b>		Evan Troy	2018-19-20
Albert Page	1919-20	Timo Saarelainen	1981-82-83-84-85	Steve Trumbo	1979-80-81-82
Bill Pardoe	1938	Nick Sanderson	1992-93	Marlow Turpin	1935-36-37
Averian Parrish	1986	Kevin Santiago	1989-90		
Lynn Parsons	1967-68-69	Mark Santiago	1991-92	<b>U</b>	
Truman Partridge	1922-23	Kalevi (Moni) Sarkalahti	1971-72-73	Jim Usevitch	1983-84-87-88
Cameron Pearson	2020-21	LaVon Satterfield	1950		
Herschel Pedersen	1954-55-56	Randy Schouten	1966-67-68	<b>V</b>	
Marty Perry	1983-84-85	Steve Schreiner	1988-89-90-91	Veikko Vainio	1969-70-71
Jared Peterson	1998	Zac Seljaas	2016-18-19-20	Don Volpi	1958
Morris Peterson	1953-54	Ron Selleaze	1998	Michael Vranes	1997-99-00-01
Rolfe Peterson	1942-46	Josh Sharp	2012-13-14-15		
Russ Peterson	1956-57-58-59	Braiden Shaw	2016-17	<b>W</b>	
Ed Pinegar	1954-55-56	Ty Shippen	2001	Brent Wade	1986-87
Jesse Pinegar	2001-02	Jake Shoff	2003-04	Jesse Wade	2021
Matt Pinegar	2009	Ernest Shumway	1918	Brady Walker	1942-43-46-47
Graham Pingree	2014	Rickey Shumway	1959	Bud Walker	1929
Trent Plaisted	2005-06-07-08	Don Simmons	1927	Scott Warner	1967-68-69-70
Alan Pollard	1983-85-86	Glen Simmons	1918-22	Brandon Warr	2021
Carl Pollard	1984-85	Scott Sinek	1982-83-84-85	Stan Watts	1937-38
Wendell Poulson	1927	Bob Skousen	1959-62-63	Richie Webb	1981-84-85-86
Pete Prusse	1947	Clarence Skousen	1927-28-29	Justin Weidauer	1992-95-96-97-98
Thomas Pyne	1920	Michael Smith	1984, 87-88-89	Joe Weight	1946-47-48-49
		Don Snow	1940-41-42	Ken Weight	1920-21-22
<b>Q</b>		Greg Snow	1972-73-74-75	Fred Weimer	1939-40-41
Bob Quinney	1963-64-65	Bill Snow	1921-27	Neil Welling	1943-44-45
		Scott Sonnenberg	1997	Mekeli Wesley	1998-99-00-01
<b>R</b>		Meade Squire	1946-47	Vern Whatcott	1949-50
Gary Radunich	1970	Jim Spencer	1959	Jack Whipple	1947-48-49-50
Lloyd Rasmussen	1954-55	Jon Stanley	1964-65	Trent Whiting	2001
Mahlon Rasmusson	1943	George Staples	1930	Jay Whitman	1932-33-34-35
Craig Raymond	1965-66-67	Ron Steinke	1960-61-62-63	Craig Wilcox	1994-95
Mark Reeve	1927-28-29-30	Tom Steinke	1955-56-57	Mel Wilkes	1956-57-58
Fenton Reeves	1920	Neil Stephens	1953	Chris Williams	1974-75-76
Brock Reichner	2005-06	Brent Stephenson	1986-87	Frank Willis	1919
Randy Reid	1990-93-94-95-96	Reed Stewart	1923-24-25	Bob Wilson	1961-62
Robbie Reid	1994-95	Trey Stewart	2022	Anson Winder	2012-13-14-15
George Rekoutis	1964	Chris Stock	1996	Joe Winters	1943
Dale Rex	1941-42-43	Earl Sumsion	1918	David Wolfe	1988-89
Keith Rice	1978-79	Russell Swenson	1921-22-26	Kevin Woodberry	2003-04
Bob Ricks	1957			Luke Worthington	2014-15-18-19
Doug Richards	1972-73-74	<b>T</b>		Frank Wright	1935-36
Frosty Richards	1924-25-26-27	Nick Taggart	1997-00	Leslie Wright	1927-28-29
Harry Richards	1918-19-20-21	Jonathan Tavernari	2007-08-09-10	Paul Wyatt	1963-64
Joe Richey	1951-52-53	Alan Taylor	1977-78-79-80		
Grant Richins	1943	Brian Taylor	1983-84-87-88	<b>Y</b>	
Vir Richins	1938-39	Snide Taylor	1924	Robbie Yates	1997-98
Silester Rivers	1999-00	John Taylor	1953-54	Ike Young	1923
Charles Roberts	1937-38	Terry Tebbs	1954-55-56	Keena Young	2005-06-07
Fred Roberts	1979-80-81-82	Roy Thacker	1957-58-59		
Glen Roberts	1977-78-79	Ted Thiel	1947-48-49	<b>Z</b>	
Kenneth Roberts	1991-94-95-96	Cy Thompson	1943	Brock Zylstra	2010-11-12-13
Marc Roberts	2000-03-04	Jay Thompson	1994-95-96		
Neil Roberts	1965-66-67	Jermaine Thompson	1996		
Burl Robison	1930-31-32-33				



# YEAR-BY-YEAR COACHING BREAKDOWN

@BYUMBB

YEAR	COACH	RECORD	FINISH, CONF	POSTSEASON	OFF	DEF	DIFF
2021-22	Mark Pope	24-11, 9-6	5th, WCC	NIT, 2-1	74.3	68.3	+6.0
2020-21	Mark Pope	20-7, 10-3	2nd, WCC	NCAA, 0-1	78.1	68.6	+9.5
2019-20	Mark Pope	24-8, 13-3	2nd, WCC	Postseason canceled – COVID 19	79.6	68.4	+11.3
2018-19	Dave Rose	19-13, 11-5	T2nd, WCC		79.0	76.1	+2.8
2017-18	Dave Rose	24-11, 11-7	3rd, WCC	NIT, 0-1	74.3	67.8	+6.5
2016-17*	Dave Rose	22-12, 12-6	3rd, WCC	NIT, 0-1	s80.6	74.3	+6.4
		0-11, 0-6		NIT appearance vacated			
2015-16*	Dave Rose	26-11, 13-5	3rd, WCC	NIT, 3-1	83.6	72.8	+10.8
		1-10, 0-5		NIT appearance vacated			
2014-15	Dave Rose	25-10, 13-5	T2nd, WCC	NCAA, 0-1	83.7	73.2	+10.6
2013-14	Dave Rose	23-12, 13-5	T2nd, WCC	NCAA, 0-1	83.7	77.3	+6.4
2012-13	Dave Rose	24-12, 10-6	3rd, WCC	NIT, 3-1	77.1	69.5	+7.6
2011-12	Dave Rose	26-9, 12-4	3rd, WCC	NCAA, 1-1	77.9	67.4	+10.5
2010-11	Dave Rose	32-5, 14-2	T1st, MWC	NCAA, 2-1	81.4	67.9	+13.5
2009-10	Dave Rose	30-6, 13-3	2nd, MWC	NCAA, 1-1	83.1	66.4	+16.7
2008-09	Dave Rose	25-8, 12-4	T1st, MWC	NCAA, 0-1	77.1	65.2	+11.9
2007-08	Dave Rose	27-8, 14-2	1st, MWC	NCAA, 0-1	73.7	63.2	+10.5
2006-07	Dave Rose	25-9, 13-3	1st, MWC	NCAA, 0-1	78.1	69.0	+9.1
2005-06	Dave Rose	20-9, 12-4	T2nd, MWC	NIT, 0-1	76.2	71.7	+4.5
2004-05	Steve Cleveland	9-21, 3-11	T7th, MWC		65.7	69.0	-3.3
2003-04	Steve Cleveland	21-9, 10-4	2nd, MWC	NCAA, 0-1	71.4	65.6	+5.8
2002-03	Steve Cleveland	23-9, 11-3	T1st, MWC	NCAA, 0-1	71.8	63.5	+8.3
2001-02	Steve Cleveland	18-12, 7-7	T4th, MWC	NIT, 1-1	70.5	65.0	+5.5
2000-01	Steve Cleveland	24-9, 10-4	T1st, MWC	NCAA, 0-1	70.4	62.7	+7.7
1999-00	Steve Cleveland	22-11, 7-7	6th, MWC	NIT, 2-1	70.5	63.8	+6.7
1998-99	Steve Cleveland	12-16, 6-8	5th, WAC Pacific		71.8	73.4	-1.6
1997-98	Steve Cleveland	9-21, 4-10	6th, WAC Mtn		63.5	69.8	-6.3
1996-97	Tony Ingle	0-19, 0-16	8th, WAC Mtn		58.3	78.9	-20.6
1996-97	Roger Reid	1-6, 0-0	NA		62.9	80.3	-17.4
1995-96	Roger Reid	15-13, 9-9	5th, WAC		82.3	78.4	+3.9
1994-95	Roger Reid	22-10, 13-5	T2nd, WAC	NCAA, 0-1	75.2	69.2	+6.0
1993-94	Roger Reid	22-10, 12-6	3rd, WAC	NIT, 1-1	79.4	74.4	+5.0
1992-93	Roger Reid	25-9, 15-3	T1st, WAC	NCAA, 1-1	81.0	71.9	+9.1
1991-92	Roger Reid	25-7, 12-4	T1st, WAC	NCAA, 0-1	80.2	69.6	+10.6
1990-91	Roger Reid	21-13, 11-5	2nd, WAC	NCAA, 1-1	72.2	68.7	+3.5
1989-90	Roger Reid	21-9, 11-5	T1st, WAC	NCAA, 0-1	70.3	65.7	+4.6
1988-89	Ladell Andersen	14-15, 7-9	5th, WAC		80.6	80.1	+0.5
1987-88	Ladell Andersen	26-6, 13-3	1st, WAC	NCAA, 1-1	85.5	76.2	+9.3
1986-87	Ladell Andersen	21-11, 12-4	2nd, WAC	NCAA, 0-1	82.3	77.2	+5.1
1985-86	Ladell Andersen	18-14, 11-5	4th, WAC	NIT, 2-1	72.8	70.6	+2.2
1984-85	Ladell Andersen	15-14, 9-7	T3rd, WAC		75.0	74.4	+0.6
1983-84	Ladell Andersen	20-11, 12-4	2nd, WAC	NCAA, 1-1	78.5	75.0	+3.5
1982-83	Frank Arnold	15-14, 11-5	T1st, WAC		69.5	66.2	+3.3
1981-82	Frank Arnold	17-13, 9-7	T4th, WAC	NIT, 0-1	62.8	58.4	+4.4
1980-81	Frank Arnold	25-7, 12-4	3rd, WAC	NCAA, 3-1	78.8	71.1	+7.7
1979-80	Frank Arnold	24-5, 13-1	1st, WAC	NCAA, 0-1	83.5	72.5	+11.0
1978-79	Frank Arnold	20-8, 10-2	1st, WAC	NCAA, 0-1	85.0	76.6	+8.4
1977-78	Frank Arnold	12-18, 6-8	T4th, WAC		81.0	83.2	-2.2
1976-77	Frank Arnold	12-15, 4-10	7th, WAC		74.6	75.1	-0.5
1975-76	Frank Arnold	12-14, 6-8	T5th, WAC		77.5	83.9	-6.4
1974-75	Glenn Potter	12-14, 5-9	6th, WAC		79.3	80.3	-1.0
1973-74	Glenn Potter	11-15, 6-8	6th, WAC		77.5	83.9	-6.4
1972-73	Glenn Potter	19-7, 9-5	T2nd, WAC		79.5	74.6	+4.9
1971-72	Stan Watts	21-5, 12-2	1st, WAC	NCAA, 0-1	81.8	74.1	+7.7
1970-71	Stan Watts	18-11, 10-4	1st, WAC	NCAA, 1-2	82.8	79.1	+3.7
1969-70	Stan Watts	8-18, 4-10	7th, WAC		80.7	84.1	-3.4
1968-69	Stan Watts	16-12, 6-4	T1st, WAC	NCAA, 0-1	83.0	80.7	+2.3
1967-68	Stan Watts	13-12, 4-6	T4th, WAC		82.6	78.2	+4.4
1966-67	Stan Watts	14-10, 8-2	T1st, WAC		81.7	76.1	+5.6
1965-66	Stan Watts	20-9, 6-4	2nd, WAC	NIT, 3-0*	95.5	82.9	+12.6
1964-65	Stan Watts	21-7, 8-2	1st, WAC	NCAA, 0-2	94.3	84.1	+10.2
1963-64	Stan Watts	13-12, 5-5	3rd, WAC		79.0	80.2	-1.2
1962-63	Stan Watts	12-14, 6-4	2nd, WAC		77.1	78.3	-1.2
1961-62	Stan Watts	10-16, 5-9	4th, SC		70.5	74.9	-4.4
1960-61	Stan Watts	15-11, 9-5	3rd, SC		73.9	71.9	+2.0
1959-60	Stan Watts	9-17, 5-9	5th, SC		67.0	75.1	-8.1
1958-59	Stan Watts	15-11, 8-6	4th, SC		75.5	71.2	+4.3
1957-58	Stan Watts	13-13, 9-5	T2nd, SC		65.3	66.7	-1.4
1956-57	Stan Watts	19-9, 11-3	1st, SC	NCAA, 1-1	70.7	67.1	+3.6
1955-56	Stan Watts	18-8, 10-4	2nd, SC		77.2	67.0	+10.2
1954-55	Stan Watts	13-13, 10-4	2nd, SC		72.7	71.0	+1.7
1953-54	Stan Watts	18-11, 9-5	3rd, SC	NIT, 0-1	68.6	64.8	+3.83
1952-53	Stan Watts	22-8, 11-3	2nd, SC	NIT, 0-1	69.2	56.2	+13.0
1951-52	Stan Watts	14-10, 9-5	2nd, SC		60.4	58.8	+1.6
1950-51	Stan Watts	28-8, 15-5	1st, SC	NCAA/NIT, 1-2/3-0*	65.3	55.7	+9.6
1949-50	Stan Watts	22-12, 14-6	1st, SC	NCAA, 1-1	55.0	49.9	+5.1

WCC=West Coast Conference; MWC=Mountain West Conference; WAC=Western Athletic Conference; MSC=Mountain State Conference (Skyline); RMC=Rocky Mountain Conference

\*BYU's victories (with the exception of the 2015 Weber State game) and postseason appearances in the 2015-16 and 2016-17 season were vacated by the NCAA Committee on Infractions. On court records listed with official adjusted records listed below.





MARRIOTT CENTER W/L RECORDS

YEARS	HEAD COACH	W/L	PCT.
1971-72	Stan Watts	12-0	1.000
	<b>WATTS TOTAL</b>	<b>12-0</b>	<b>1.000</b>
1972-73	Glenn Potter	11-3	.786
1973-74	Glenn Potter	6-4	.600
1974-75	Glenn Potter	9-6	.533
	<b>POTTER TOTAL</b>	<b>26-13</b>	<b>.641</b>
1975-76	Frank Arnold	7-5	.583
1976-77	Frank Arnold	6-6	.500
1977-78	Frank Arnold	9-4	.692
1978-79	Frank Arnold	14-0	1.000
1979-80	Frank Arnold	12-2	.857
1980-81	Frank Arnold	13-0	1.000
1981-82	Frank Arnold	11-5	.688
1982-83	Frank Arnold	9-6	.600
	<b>ARNOLD TOTAL</b>	<b>81-28</b>	<b>.743</b>
1983-84	Ladell Andersen	14-1	.933
1984-85	Ladell Andersen	9-5	.643
1985-86	Ladell Andersen	12-4	.750
1986-87	Ladell Andersen	10-4	.786
1987-88	Ladell Andersen	16-2	.889
1988-89	Ladell Andersen	10-5	.667
	<b>ANDERSEN TOTAL</b>	<b>71-21</b>	<b>.783</b>
1989-90	Roger Reid	15-0	1.000
1990-91	Roger Reid	10-6	.625
1991-92	Roger Reid	14-1	.933
1992-93	Roger Reid	13-1	.929
1993-94	Roger Reid	14-2	.875
1994-95	Roger Reid	14-0	1.000
1995-96	Roger Reid	11-4	.733
1996-97	Roger Reid	1-4	.143
	<b>REID TOTAL</b>	<b>92-18</b>	<b>.821</b>
1996-97	Tony Ingle	0-9	.000
	<b>INGLE TOTAL</b>	<b>0-9</b>	<b>.000</b>
1997-98	Steve Cleveland	4-10	.286
1998-99	Steve Cleveland	9-5	.643
1999-00	Steve Cleveland	14-2	.875
2000-01	Steve Cleveland	15-0	1.000
2001-02	Steve Cleveland	16-0	1.000
2002-03	Steve Cleveland	13-1	.929
2003-04	Steve Cleveland	13-0	1.000
2004-05	Steve Cleveland	6-8	.429
	<b>CLEVELAND TOTAL</b>	<b>90-26</b>	<b>.776</b>
2005-06	Dave Rose	14-1	.933
2006-07	Dave Rose	17-0	1.000
2007-08	Dave Rose	16-0	1.000
2008-09	Dave Rose	14-2	.875
2009-10	Dave Rose	15-1	.938
2010-11	Dave Rose	13-1	.929
2011-12	Dave Rose	13-3	.813
2012-13	Dave Rose	15-3	.833
2013-14	Dave Rose	14-1	.933
2014-15	Dave Rose	13-3	.813
2015-16	Dave Rose	16-2/0-2+	.889/.000
2016-17	Dave Rose	14-4/0-3+	.778/.000
2017-18	Dave Rose	13-3	.813
2018-19	Dave Rose	13-3	.813
	<b>ROSE TOTAL</b>	<b>200-27/170-26</b>	<b>.867</b>
2019-20	Mark Pope	14-1	.933
2020-21	Mark Pope	10-2	.833
2021-22	Mark Pope	14-3	.824
	<b>POPE TOTAL</b>	<b>38-6</b>	<b>.864</b>
	<b>Total</b>	<b>611-148/581-147</b>	<b>.805/.798</b>

+BYU's home wins and 2017 NIT loss were vacated by the NCAA Committee on Infractions. Records listed: on court record/official adjusted record.

BYU COACHING RECORDS

YEARS	HEAD COACH	WON	LOST	PCT.
1902-03	W.A. Colton	4	5	.444
1903-05	(Unknown)	12	6	.667
1905-08	C.T. Teetzel	22	6	.786
1908-10	Fred Bennion	16	6	.727
1910-11	Henry Rose	8	0	1.000
1911-20	E.L. Roberts	58	20	.744
1920-25	Alvin Twitchell	50	20	.714
1925-28	E.L. Roberts	29	29	.500
	Roberts Overall	87	49	.640
1928-35	G. Ott Romney	139	71	.662
1935-36	Edwin R. Kimball	16	9	.640
1936-38	Fred "Buck" Dixon	25	23	.521
1938-41	Edwin R. Kimball	43	29	.597
	Kimball Overall	59	38	.608
1941-49	Floyd Millet	104	77	.575
1949-72	Stan Watts	371	254	.594
1972-75	Glenn Potter	42	36	.538
1975-83	Frank Arnold	137	94	.593
1983-89	Ladell Andersen	114	71	.616
1989-96	Roger Reid	152	77	.664
1996-97	Tony Ingle	0	19	.000
1997-05	Steve Cleveland	138	108	.561
2005-19	Dave Rose*	348/301	135/133	.720/.694
2019-22	Mark Pope	68	26	.723
	<b>OVERALL*</b>	<b>1897/1850</b>	<b>1129/1127</b>	<b>.627/.621</b>

POSTSEASON RECORDS

STAN WATTS

- NCAA Overall – 4-10
- NIT Overall – 6-2
- 1950 – NCAA – 1-1
- 1951 – NCAA – 1-2
- 1951 – NIT – 3-0
- 1953 – NIT – 0-1
- 1954 – NIT – 0-1
- 1957 – NCAA – 1-1
- 1965 – NCAA – 0-2
- 1966 – NIT – 3-0
- 1969 – NCAA – 0-1
- 1971 – NCAA – 1-2
- 1972 – NCAA – 0-1

STEVE CLEVELAND

- NCAA Overall – 0-3
- NIT Overall – 3-2
- 2000 – NIT – 2-1
- 2001 – NCAA – 0-1
- 2002 – NIT – 1-1
- 2003 – NCAA – 0-1
- 2004 – NCAA – 0-1

DAVE ROSE

- NCAA Overall – 4-8
- NIT Overall – 6-5/3-3\*
- 2006 – NIT – 0-1
- 2007 – NCAA – 0-1
- 2008 – NCAA – 0-1
- 2009 – NCAA – 0-1
- 2010 – NCAA – 1-1
- 2011 – NCAA – 2-1
- 2012 – NCAA – 1-1
- 2013 – NIT – 3-1
- 2014 – NCAA – 0-1
- 2015 – NCAA – 0-1
- 2016 – NIT – 3-1/0-0^
- 2017 – NIT – 0-1/0-0^
- 2018 – NIT – 0-1

FRANK ARNOLD

- NCAA Overall – 3-3
- NIT Overall – 0-1
- 1979 – NCAA – 0-1
- 1980 – NCAA – 0-1
- 1981 – NCAA – 3-1
- 1982 – NIT – 0-1

LADELL ANDERSEN

- NCAA Overall – 2-3
- NIT Overall – 2-1
- 1984 – NCAA – 1-1
- 1986 – NIT – 2-1
- 1987 – NCAA – 0-1
- 1988 – NCAA – 1-1

MARK POPE

- NCAA Overall – 0-1
- NIT Overall – 2-1
- 2021 - NCAA – 0-1
- 2022 - NIT – 2-1

ROGER REID

- NCAA Overall – 2-5
- NIT Overall – 1-1
- 1990 – NCAA – 0-1
- 1991 – NCAA – 1-1
- 1992 – NCAA – 0-1
- 1993 – NCAA – 1-1
- 1994 – NIT – 1-1
- 1995 – NCAA – 0-1



**1950 (final 8 finish)**

Western Regional Semis (Kansas City)  
Baylor 56, BYU 55  
Western Consolation (Kansas City)  
BYU 83, UCLA 62

**1951 (final 8 finish)**

West First Round (Kansas City)  
BYU 68, San Jose State 61  
West Regional Semifinals (Kansas City)  
Kansas State 64, BYU 54  
West Regional Consolation (Kansas City)  
Washington 80, BYU 67

**1957 (final 16 finish)**

\*first-round bye  
West Regional Semifinals (Corvallis, Oregon)  
California 86, BYU 59  
West Regional Consolation (Corvallis, Oregon)  
BYU 65, Idaho State 54

**1965 (final 16 finish)**

\*first-round bye  
West Regional Semifinals (Provo, Utah)  
UCLA 100, BYU 76  
West Regional Consolation (Provo, Utah)  
Oklahoma City 112, BYU 102

**1969**

West First Round (Las Cruces, New Mexico)  
New Mexico State 74, BYU 62

**1971 (final 16 finish)**

West First Round (Logan, Utah)  
BYU 91, Utah State 82  
West Reg. Semifinals (Salt Lake City)  
UCLA 91, BYU 73  
West Reg. Consolation (Salt Lake City)  
Pacific 84, BYU 81

**1972**

West First Round (Pocatello, Idaho)  
Long Beach State 95, BYU 90

**1979**

\*first-round bye  
West Second Round (Tucson, Arizona)  
(4) San Francisco 86, (5) BYU 63

**1980**

\*first-round bye  
West Second Round (Ogden, Utah)  
(6) Clemson 71, (3) BYU 66

**1981 (final 8 finish)**

East Regional (Providence, Rhode Island)  
(6) BYU 60, (11) Princeton 51  
(6) BYU 78, (3) UCLA 55  
East Regional Semifinals (Atlanta)  
(6) BYU 51, (2) Notre Dame 50  
West Regional Finals (Atlanta)  
(1) Virginia 74, (6) BYU 60

**1984**

Mideast Regional (Birmingham, Alabama)  
(8) BYU 84, (9) UAB 68  
(1) Kentucky 93, (8) BYU 68

**1987**

SE First Round (Birmingham, Alabama)  
(7) New Orleans 83, (10) BYU 79

**1988**

Mideast Regional (Birmingham, Alabama)  
(4) BYU 98, (13) NC-Charlotte 92 (OT)  
(5) Louisville 97, (4) BYU 76

**1990**

East First Round (Hartford, Connecticut)  
(5) \*Clemson 49, (12) BYU 47

*\*win later vacated by the NCAA*

**1991**

West First Round (Salt Lake City)  
(10) BYU 61, (7) Virginia 48  
West Second Round (Salt Lake City)  
(2) Arizona 76, (10) BYU 61

**1992**

West First Round (Boise, Idaho)  
(7) LSU 94, (10) BYU 83

**1993**

Midwest First Round (Chicago)  
(7) BYU 80, (10) SMU 71  
Midwest Second Round (Chicago)  
(2) Kansas 90, (7) BYU 76

**1995**

Midwest First Round (Memphis, Tennessee)  
(9) Tulane 76, (8) BYU 70

**2001**

West First Round (San Diego)  
(5) Cincinnati 84, (12) BYU 59

**2003**

South First Round (Spokane, Washington)  
(5) Connecticut 58, (12) BYU 53

**2004**

Phoenix Bracket (Denver)  
(5) Syracuse 80, (12) BYU 75

**2007**

South First Round (Lexington, Kentucky)  
(9) Xavier 79, (8) BYU 77

**2008**

West First Round (Anaheim, California)  
(9) Texas A&M 67, (8) BYU 62

**2009**

West First Round (Philadelphia)  
(9) Texas A&M 79, (8) BYU 66

**2010**

West First Round (Oklahoma City)  
(7) BYU 95, (10) Florida 85 (2OT)  
West Second Round (Oklahoma City)  
(2) Kansas State 84, (7) BYU 72

**2011 (final 16 finish)**

Southeast Second Round (Denver)  
(3) BYU 74, (14) Wofford 66  
Southeast Third Round (Denver)  
(3) BYU 89, (11) Gonzaga 67  
Southeast Semifinals (New Orleans)  
(2) Florida 83, (3) BYU 74 (OT)

**2012**

West First Round (Dayton)  
(14) BYU 78, (14) Iona 72  
West Second Round (Louisville)  
(3) Marquette 88, (14) BYU 68

**2014**

West Second Round (Milwaukee)  
(7) Oregon 87, (10) BYU 68

**2015**

West First Round (Dayton)  
(11) Ole Miss 94, (11) BYU 90

**2021**

East Second Round (Indianapolis)  
(11) UCLA 73, (6) BYU 62

**OVERALL RECORD**

NCAA 15-33 (30 years)



In 1981, the Cougars advanced to the Elite Eight where they took on All-American Ralph Sampson and the Virginia Cavaliers. After beating Princeton, UCLA and Notre Dame, the Cougars, led by Greg Kite, Fred Roberts and Danny Ainge, were finally eliminated by the Cavaliers in the Elite Eight.



In 2011, Jimmer Fredette led the nation in scoring at 28.9 points per game. He led BYU to tournament wins against Wofford and Gonzaga before the Cougars were eliminated in the Sweet 16 by Florida in overtime.



**NIT APPEARANCES**

**1951**  
BYU 75, St. Louis 58  
BYU 69, Seton Hall 59  
BYU 62, Dayton, 43 (NIT Final)

**1953**  
Niagara 82, BYU 76

**1954**  
Saint Francis PA 81, BYU 68

**1966**  
BYU 90, Temple 78  
BYU 97, Army 60  
BYU 97, NYU 84 (NIT Final)

**1982**  
Washington 66, BYU 63

**1986**  
at BYU 67, SMU 133  
at BYU 93, UC Irvine 80  
at Ohio State 79, BYU 68

**1994**  
at BYU 74, Arizona State 67  
at Fresno State 68, BYU 66

**2000**  
at BYU 81, Bowling Green 54  
at BYU 82, Southern Illinois 57  
at Notre Dame 64, BYU 52

**2002**  
at BYU 78, UC Irvine 55  
at Memphis 80, BYU 69

**2006**  
at Houston 77, BYU 67

**2013**  
at BYU 90, Washington 79  
at BYU 90, Mercer 71  
at Southern Miss 62, BYU 79  
BYU 70, Baylor 76 (NIT Semifinal)

**2016\***  
at BYU 97, UAB 79  
at BYU 80, Virginia Tech 77  
at BYU 88, Creighton 82  
BYU 70, Valparaiso 72 (NIT Semifinal)

**2017\***  
at BYU 89, UT Arlington 105

**2018**  
at Stanford 86, BYU 83

**2022**  
at BYU 93, Long Beach State 72  
at BYU 90, Northern Iowa 71  
at BYU 58, Washington State 77

**OVERALL RECORD**  
NIT 20-13/17-11 (15/13 years)  
(Champions 1951, 1966)

\*BYU's 2016 and 2017 NIT appearances were vacated by the NCAA Committee on Infractions. Records listed: on court record/official adjusted record.


**COUGARS EARN NIT TITLES IN 1951 AND 1966**

In 1951, the Cougars defeated Dayton in the championship game of the National Invitational Tournament. After the win, BYU accepted an invitation to the NCAA Tournament, which at the time was not yet recognized as the decisive tournament for the country's best team. As the nation's champions, the Cougars finished 28-9 with the most wins in BYU basketball history. Not only is it impressive that BYU won the national title and so many games, but it is even more amazing that they did so without a home court. With the Smith Fieldhouse under construction, BYU split its "home games" between Springville High's gymnasium and the University of Utah. Head coach Stan Watts guided the Cougars to the national title in only his second year at the helm. Watts had the help of Mel Hutchins, who became the first Cougar to be named a first-team All-American and went on to win Rookie of the Year in the NBA in the 1952-53 season.



In 1966, the Cougars finished as a 20-game winner with their final game against NYU in the championship game of the National Invitational Tournament. Playing in a packed Madison Square Garden, the No. 1-ranked Cougars outplayed NYU, leading 48-43 at halftime and never looked back. With star Dick Nemeika on the bench with four fouls, the Cougars turned to junior center Craig Raymond and junior forward Gary Hill. Hill and Raymond, non-starters going into the tournament, led the high-scoring Cougar offense with 21 points each. Steve Kramer added 20 points to become the third Cougar with 20 or more points and the fifth Cougar to score in double digits. The win over the Violets marked the second NIT championship for both BYU and head coach Stan Watts. The season was the highest scoring in Cougar history. BYU averaged 95.5 points per game while hitting 50 percent of its shots. In the NIT final, the Cougars shot 59 percent while handling NYU. Former coach of the Boston Celtics, Red Auerbach, commented on BYU at the championship, saying, "BYU simply overpowered them. They (the Cougars) outplayed them all over the court."



1951 NIT CHAMPIONS



1966 NIT Champions





# TOURNAMENT RESULTS

@BYUMBB

YEAR	TOURNAMENT	PLC	REC	YEAR	TOURNAMENT	PLC	REC	YEAR	TOURNAMENT	PLC	REC
1949-50	Rocky Mtn. Conference	1st	3-0	1986-87	Coca-Cola NIT Classic		0-1	2007-08	Las Vegas Invitational	2nd	3-1
	Los Angeles Invitational	4th	1-1		Cougar Classic	2nd	1-1		MWC	2nd	2-1
	NCAA	4th	1-1		Cable Car Classic	1st	2-0		NCAA		0-1
1950-51	Rocky Mtn. Conference	2nd	2-1		WAC		1-1	2008-09	Basketball Travelers Inv.	1st	3-0
	NIT	1st	3-0		NCAA		0-1		MWC		1-1
	NCAA	4th	1-2	1987-88	Cougar Classic	1st	2-0		NCAA		0-1
1951-52	Sugar Bowl	4th	0-2		WAC		1-1	2009-10	Las Vegas Classic	1st	4-0
1952-53	Dixie Classic	2nd	2-1		NCAA		1-1		MWC		1-1
	NIT		0-1	1988-89	Lapchick	2nd	1-1		NCAA		1-1
1953-54	Holiday Festival	3rd	2-1		Cougar Classic	2nd	1-1	2010-11	South Padre Island Inv.	1st	4-0
	NIT		0-1		WAC		0-1		MWC		2-1
1955-56	Motor City	1st	2-0	1989-90	Cougar Classic	1st	2-0		NCAA		2-1
1956-57	Holiday Festival	3rd	2-1		WAC		0-1	2011-12	Chicago Inv. Challenge	2nd	3-1
	NCAA Regional	3rd	1-1		NCAA		0-1		WCC		1-1
1958-59	Queen City	4th	0-2	1990-91	Big Apple NIT		0-1		NCAA		1-1
1959-60	Hurricane	3rd	1-1		Cougar Classic	2nd	1-1	2012-13	Coaches vs. Cancer	4th	2-2
1960-61	Poinsettia	3rd	1-1		Holiday Festival	4th	0-2		WCC		0-1
1962-63	Quaker City	2nd	2-1		WAC	1st	3-0		NIT		3-1
1963-64	Far West	2nd	2-1		NCAA		1-1	2013-14	CBE Hall of Fame Classic	2nd	3-1
1964-65	All-College	3rd	2-1	1991-92	Cougar Classic	1st	2-0		WCC		2-1
	NCAA Regional	4th	0-2		Red Lobster Classic	3rd	1-1		NCAA		0-1
1965-66	Quaker City	5th	2-1		WAC	1st	3-0	2014-15	EA Sports Maui Invite	6th	2-2
	NIT	1st	3-0		NCAA		0-1		WCC		2-1
1966-67	Holiday Festival	6th	1-2	1992-93	Cougar Classic	1st	2-0		NCAA		0-1
1967-68	All-College	2nd	2-1		Maui Invitational	2nd	2-1	2015-16*	Diamond Head Classic	5th	2-1/0-1
1968-69	Cable Car Classic	4th	0-2		Far West Classic	4th	0-2		WCC		1-1/0-1
	Far West Classic	3rd	2-1		WAC		1-1		NIT		2-1/0-0
	NCAA Regional		0-1		NCAA		1-1	2016-17*	Men Who Speak Up Main Event	2nd	3-1/0-1
1969-70	Quaker City	5th	1-2	1993-94	Tournament of Champs	2nd	1-1		WCC		1-1/0-1
1970-71	NCAA Regional	4th	1-2		Cougar Classic	1st	2-0		NIT		0-1/0-0
	Rainbow Classic	2nd	2-1		WAC	2nd	2-1	2017-18	Barclays Center Classic		2-2
1971-72	Cougar Classic	1st	2-0		NIT		1-1		WCC		2-1
	Jayhawk Classic	3rd	1-1	1994-95	Alaska Shootout	2nd	2-1		NIT		0-1
	Old Dominion	3rd	1-1		Cougar Classic	1st	2-0	2018-19	Men Against Breast Cancer Cougar Cup		3-1
	NCAA Regional		0-1		Cable Car Classic	1st	2-0		WCC		0-1
1972-73	All-College	2nd	2-1		WAC		0-1	2019-20	Maui Jim Maui Invitational	3rd	3-1
1973-74	Far West Classic	4th	2-1		NCAA		0-1		WCC		0-1
1975-76	Cougar Classic	2nd	1-1	1995-96	Cougar Classic	1st	2-0	2020-21	Romans Legends Classic		1-1
	Old Dominion	1st	2-0		WAC		0-1		WCC		1-1
1976-77	Cougar Classic	1st	2-0	1996-97	Cougar Classic	4th	0-2		NCAA		0-1
	All-College	3rd	2-1	1997-98	Cougar Classic	1st	2-0	2021-22	Phil Knight Invitational		1-0
1977-78	Cougar Classic	4th	0-2		Rainbow Classic		1-2		Diamond Head Classic	3rd	2-1
	Rainbow Classic	7th	1-2		WAC		0-1		WCC		1-1
1978-79	Cougar Classic	1st	2-0	1998-99	Cougar Classic	1st	2-0		NIT		2-1
	Pillsbury Classic	3rd	1-1		WAC		1-1				
	NCAA Regional		0-1	1999-00	Cougar Classic	1st	2-0				
1979-80	Cougar Classic	1st	2-0		MWC	2nd	2-1				
	Far West Classic	3rd	2-1		NIT		2-1				
	NCAA Regional		0-1	2000-01	Yahoo Sports Invitational	4th	1-2				
1980-81	Cougar Classic	1st	2-0		MWC	1st	3-0				
	Volunteer Classic	2nd	1-1		NCAA		0-1				
	NCAA Regional		3-1	2001-02	Las Vegas Showdown		1-0				
1981-82	Cougar Classic	1st	2-0		MWC		0-1				
	NIT		0-1		NIT		1-1				
1982-83	Cougar Classic	3rd	1-1	2002-03	Paradise Jam	1st	3-0				
	Holiday Festival	4th	0-2		MWC		1-1				
1983-84	Cougar Classic	3rd	1-1		NCAA		0-1				
	Kentucky Invitational	2nd	2-1	2003-04	Cable Car Classic		2-0				
	WAC		0-1		MWC		1-1				
	NCAA Regional		1-1		NCAA		0-1				
1984-85	Stanford Invitational	3rd	1-1	2004-05	Maui Invitational		1-2				
	Cougar Classic	1st	2-0		MWC		0-1				
	Cotton States	3rd	1-1	2005-06	MWC		0-1				
	WAC		0-1		NIT		0-1				
1985-86	Kactus Klassic	3rd	1-1	2006-07	BYU Holiday Classic	1st	3-0				
	Cougar Classic	2nd	1-1		MWC	2nd	2-1				
	WAC		0-1		NCAA		0-1				
	NIT		2-1								

(30 NCAA Appearances: 15-33)  
 (15/13 NIT Appearances: 20-13/17-11\*)

\*All tournament wins and postseason appearances in 2015-16 and 2016-17 were vacated by the NCAA Committee on Infractions. Records listed: on court record/official adjusted record.



**BYU NBA DRAFT CHOICES**

YEAR	PLAYER	TEAM	RD/PK	OVERALL
1948	Brady Walker	Providence Steamrollers		
1948	Joe Nelson	Philadelphia Warriors	5th	
1949	Joe Weight	Boston Celtics	9th	
1950	Joe Nelson	Rochester Royals	5th/10th	58th
1951	Mel Hutchins	Tri-Cities Blackhawks	1st/2nd	2nd
1951	Roland Minson	New York Knicks	2nd/6th	16th
1952	Jerry Romney	Rochester Royals	8th	
1953	Harold Christensen	Minneapolis Lakers		
1953	Joe Richey	Minneapolis Lakers		
1954	Phil Larson	Fort Wayne Pistons	10th/4th	84th
1956	Hershel Pederson	St. Louis Hawks	10th/2nd	72nd
1959	John Nicoll	New York Knicks	13th/2nd	84th
1965	John Fairchild	Los Angeles Lakers	2nd/8th	19th
1966	Jeff Congdon	Detroit Pistons	4th/2nd	32nd
1966	Dick Nemelka	St. Louis Hawks	5th/4th	44th
1967	Craig Raymond	Philadelphia 76ers	1st/12th	12th
1968	Jim Eakins	San Francisco Warriors	5th/7th	57th
1969	Kari Liimo	Los Angeles Lakers	7th/12th	97th
1970	Paul Ruffner	Chicago Bulls	2nd/11th	28th
1970	Doug Howard	Chicago Bulls	11th/9th	79th
1971	Steve Kelly	Detroit Pistons	7th/11th	113th
1972	Bernie Fryer	Phoenix Suns	7th/12th	109th
1972	Kresimir Cosic	Portland Trailblazers	10th/1st	144th
1973	Kresimir Cosic	Los Angeles Lakers	5th/15th	84th
1973	Kalevi Sarkalahti	Phoenix Suns	13th/4th	186th
1973	Phil Tollestop	Buffalo Braves	20th/1st	211th
1974	Doug Richards	Portland Trailblazers	7th/2nd	110th
1977	Jay Cheesman	Chicago Bulls	6th/13th	123rd
1977	Vern Thompson	Atlanta Hawks	8th/4th	155th
1980	Alan Taylor	Utah Jazz	4th/3rd	72nd
1981	Danny Ainge	Boston Celtics	2nd/8th	31st
1981	Steve Craig	Philadelphia 76ers	5th/22nd	114th
1982	Fred Roberts	Milwaukee Bucks	2nd/4th	27th
1982	Steve Trumbo	Utah Jazz	3rd/3rd	49th
1983	Greg Kite	Boston Celtics	1st/21st	21st
1984	Devin Durrant	Indiana Pacers	2nd/1st	25th
1984	Brett Applegate	Portland Trailblazers	4th/18th	88th
1985	Timo Saarelainen	Los Angeles Lakers	5th/22nd	115th
1987	Tom Gneiting	Seattle SuperSonics	6th/10th	124th
1989	Michael Smith	Boston Celtics	1st/13th	13th
1993	Shawn Bradley	Philadelphia 76ers	1st/2nd	2nd
2003	Travis Hansen	Atlanta Hawks	2nd/8th	37th
2004	Rafael Araujo	Toronto Raptors	1st/8th	8th
2008	Trent Plaisted	Detroit (from Seattle)	2nd/16th	46th
2011	Jimmer Fredette	Sacramento (from Milwaukee)	1st/10th	10th

**COUGAR PROS OVERSEAS\***

PLAYER (YEARS AT BYU)	COUNTRY
Kresimir Cosic (1971-73)	Croatia, Italy
Alan Taylor (1977-80)	Italy, Germany
Scott Runia (1977-80)	Holland
Fred Roberts (1979-82)	Italy, Spain
Steve Trumbo (1979-82)	Spain
Devin Durrant (1979-84)	Spain
Timo Saarelainen (1980-85)	Finland
Tom Gneiting (1985-87)	Spain, Turkey
Jim Usevitch (1983-88)	Israel, Greece
Jeff Chatman (1985-88)	Switzerland
Michael Smith (1984-89)	Spain
Andy Toolson (1984-90)	Italy, Greece, Spain
Marty Haws (1987-90)	Belgium
Gary Trost (1988-93)	Portugal, Argentina
Jared Miller (1991-93)	Portugal
Kevin Nixon (1992-93)	Portugal
Russell Larson (1992-95)	Spain
Robbie Reid (1993-95)	Italy, Austria, Estonia, Saudi Arabia, England
Kenneth Roberts (1991-96)	Spain, Portugal, New Zealand
Bryon Ruffner (1995-96)	Belgium, Sweden
Jarkko Ahlbom (1996-98)	Finland
Silester Rivers (1998-00)	Chile
Mekeli Wesley (1997-01)	Spain, Belgium, France, Poland
Terrell Lyday (1999-01)	Poland, Turkey, France, Russia, Italy
Trent Whiting (2000-01)	Italy
Eric Nielsen (1996-02)	Spain
Travis Hansen (2000-03)	Spain, Russia
Luiz Lemes (2002-04)	Brazil
Mark Bigelow (1999-04)	Germany, Spain
Kevin Woodberry ('02-04)	Mexico
Rafael Araujo (2002-04)	Russia, Brazil
Mike Hall (2003-05)	Turkey, France, Austria, Japan
Brock Reichner (2004-06)	Greece
Keena Young (2004-07)	Korea, Israel, Philippines, Finland
Vuk Ivanovic (2005-08)	Brazil, Serbia, Bosnia, Slovenia
Trent Plaisted (2004-08)	Croatia, Italy, France, Ukraine, Germany, Lithuania
Rashaun Broadus (2005-07)	Romania, Germany, Lithuania, Ukraine, Poland, Albania, Canada
Lee Cumnard (2005-09)	France, Japan, Belgium
Chris Miles (2004-05, 07-10)	Czech Republic, Germany
Jonathan Tavernari (2006-10)	Italy, Brazil
Lamont Morgan Jr. (2007-10)	Spain
Jimmer Fredette (2007-11)	China, Greece
Logan Magnusson (2009-11)	Germany
Charles Abouo (2008-12)	Spain, Egypt, Qatar, France
Noah Hartsock (2008-12)	Belgium, Spain
Brandon Davies (2009-13)	Italy, France, Lithuania, Spain
Matt Carlino (2011-14)	Italy, France
Tyler Haws (2009-10, 12-15)	Spain, Poland, Italy, Canada
Chase Fischer (2014-16)	Italy
Kyle Collinworth (2010-11, 13-16)	Japan
L.J. Rose (2016-17)	Latvia, Finland, Czech Republic
Eric Mika (2013-14, 16-17)	Portugal
Elijah Bryant (2015-18)	Italy, Germany, China
Jashire Hardnett (2017-19)	Israel, Turkey
Yoeli Childs (2016-20)	Croatia
TJ Haws (2016-20)	Germany
Zac Seljaas (2015-20)	Poland
Brandon Averette (2020-21)	Slovakia, Georgia, Germany
Jake Toolson (2014-16, 19-20)	Cyprus
Matt Haarms (2020-21)	Germany
Alex Barcello (2019-22)	Germany
	Greece

\*As of Sept. 28, 2002



Elijah Bryant became the second player in history to win a NBA and EuroLeague Championship in back-to-back seasons, after winning the Larry O'Brien title in 2021 with the Milwaukee Bucks. He pulled down a team-high seven rebounds in Andalofu Eres win over Real Madrid in the 2022 Turkish Airlines EuroLeague Final.



**DANNY AINGE**

NBA All-Star (1988)  
Boston (1981-88)  
Sacramento (1988-90)  
Portland (1990-92)  
Phoenix (1992-05)  
*14 seasons (NBA titles in 1984, 1986)*

**RAFAEL ARAUJO**

Toronto (2004-06)  
Utah Jazz (2006-07)  
*Three seasons*

**SHAWN BRADLEY**

Philadelphia (1993-95)  
New Jersey (1995-97)  
Dallas Mavericks (1997-05)  
*12 seasons*

**ELIJAH BRYANT**

Milwaukee Bucks (2020-21)  
*One season (NBA title in 2021)*

**KYLE COLLINSWORTH**

Dallas (2017-18)  
*One season*

**JEFF CONGDON**

Anaheim (1967) ABA  
Denver (1967-70) ABA  
Utah (1970-71) ABA  
New York (1971-72) ABA  
Dallas (1972) ABA  
*Five seasons*

**BRANDON DAVIES**

Philadelphia (2013-14)  
Brooklyn (2014-15)  
*Two seasons*

**DEVIN DURRANT**

Indiana (1984-85)  
Phoenix (1985-86)  
*Two seasons*

**JIM EAKINS**

ABA All-Star (1974)  
Oakland (1968-69) ABA  
Washington (1969-70) ABA  
Virginia (1970-74) ABA  
Utah (1974-75) ABA  
Virginia (1975-76) ABA  
New York (1975-76) ABA  
Kansas City (1976-77)  
San Antonio (1977-78)  
Milwaukee (1977-78)  
*10 seasons*

**JOHN FAIRCHILD**

Los Angeles (1965-66)  
Anaheim (1967-68) ABA  
Denver (1968) ABA  
Indiana (1968-69) ABA  
Kentucky (1969-70) ABA  
*Four seasons*

**JIMMER FREDETTE**

Sacramento (2011-14)  
Chicago (2014)  
New Orleans (2014-15)  
New York (2016)  
Phoenix (2019)  
*Five seasons*

**BERNIE FRYER**

Portland (1973-74)  
St. Louis (1974) ABA  
New Orleans (1974-75)  
*Two seasons*

**TRAVIS HANSEN**

Atlanta (2003-04)  
*One season*

**MEL HUTCHINS**

NBA All-Star (1953, 1954, 1956, 1957)  
Co-NBA Rookie of the Year (1952)  
Milwaukee (1951-53)  
Fort Wayne (1953-57)  
New York (1957-58)  
*Seven seasons*

**GREG KITE**

Boston (1983-87)  
Los Angeles Clippers (1987-89)  
Charlotte (1989)  
Sacramento (1989-90)  
Orlando (1990-94)  
New York (1994-95)  
Indiana (1994-95)  
*12 seasons (NBA titles in 1984, 1986)*

**ERIC MIKA**

Sacramento Kings (2019-20)  
*One season*

**STEVE KRAMER**

Anaheim (1967-68) ABA  
Houston (1968-69) ABA  
Carolina (1969-70) ABA  
*Three seasons*

**DICK NEMELKA**

Utah (1970-71) ABA  
*One season*

**CRAIG RAYMOND**

Philadelphia (1968-69)  
Pittsburgh (1969-70) ABA  
Los Angeles (1969-70) ABA  
Memphis (1970-71) ABA  
Florida (1971-72) ABA  
San Diego (1972-73) ABA  
Anaheim (1972-73) ABA  
*Five seasons*

**FRED ROBERTS**

San Antonio (1983-84)  
Utah (1984-86)  
Boston (1986-88)  
Milwaukee (1988-93)  
Cleveland (1994-95)  
Los Angeles Lakers (1995-96)  
Dallas (1996-97)  
*13 seasons*

**PAUL RUFFNER**

Chicago (1970-71)  
Pittsburgh (1971-72) ABA  
Buffalo (1973-75)  
St. Louis (1975-76) ABA  
*Five seasons*

**MICHAEL SMITH**

Boston (1989-91)  
Los Angeles Clippers (1994-95)  
*Three seasons*

**ANDY TOOLSON**

Utah (1990-91, 95-96)  
*Two seasons*

COUGAR TOP NBA STATS		
Rank	Player	Points
1	Danny Ainge	11,964
2	Jim Eakins	8,255
3	Shawn Bradley	6,761
4	Fred Roberts	5,962
5	Mel Hutchins	4,851
6	Jeff Congdon	1,995
7	Greg Kite	1,717
8	Craig Raymond	1,658
9	Brady Walker	1,603
10	Jimmer Fredette	1,438
Rank	Player	Rebounds
1	Jim Eakins	5,578
2	Shawn Bradley	5,274
3	Mel Hutchins	4,186
4	Danny Ainge	2,768
5	Greg Kite	2,603
6	Fred Roberts	2,308
7	Craig Raymond	1,510
8	Jeff Congdon	601
9	Brady Walker	549*
10	John Fairchild	523

\*Partial career rebound stats



Since the 1970s, several Cougars have represented their nations in international competition. See below for a list of Cougars who have competed in FIBA championships, the Olympics and other international events. Basketball Hall of Fame inductee Kresimir Cosic is BYU's most notable athlete in international competition, having won numerous medals, including a gold in the 1980 Summer Olympics in Moscow. Most recently, Fousseyni Traore played for Mali in the 2021 FIBA U19 World Cup.

**BRAZIL**

Name	Year	Event	Record/Finish
Rafael Araujo	2002	FIBA World Championship (USA)	4-5/Eighth Place
Jonathan Tavernari	2009	Torneio Super Four Eletrobras	2-0/First Place
	2009	Marchand Continental Championship Cup	3-0/First Place
	2009	FIBA Americas Championship	7-0/Gold Medal

**FINLAND**

Name	Year	Event	Record/Finish
Timo Lampén	1953	FIBA EuroBasket (Moscow)	4-6/12th Place
	1955	FIBA EuroBasket (Budapest, Hungary)	5-4/10th Place
	1957	FIBA EuroBasket (Sofia, Bulgaria)	6-4/11th Place
	1959	FIBA EuroBasket (Istanbul, Turkey)	2-5/13th Place
	1961	FIBA EuroBasket (Belgrade, Yugoslavia)	3-4/14th Place
	1963	FIBA EuroBasket (Wroclaw, Poland)	2-7/14th Place
	1964	Summer Olympics (Tokyo)	4-5/11th Place
	1965	FIBA EuroBasket (Soviet Union)	3-6/12th Place
Kari Liimo	1961	FIBA EuroBasket (Belgrade, Yugoslavia)	3-4/14th Place
	1963	FIBA EuroBasket (Wroclaw, Poland)	2-7/14th Place
	1964	Summer Olympics (Tokyo)	4-5/11th Place
	1965	FIBA EuroBasket (Soviet Union)	3-6/12th Place
	1967	FIBA EuroBasket (Finland)	6-3/6th Place
Veikko Vainio	1967	FIBA EuroBasket (Finland)	6-3/6th Place
Timo Saarelainen	1977	U18 Nordic Championships	3-1/2nd Place
	1979	U18 Nordic Championships	4-0/1st Place
	1979	World University Games (Mexico)	5-3/13th Place
	1980	Nordic Championships	4-0/1st Place
	1980	Olympic Games Qualifiers	1-3/NA
	1981	European Championship Qualifiers	2-3/NA
	1981	World University Games (Romania)	7-1/9th Place
	1983	Nordic Championships	4-0/1st Place
	1984	Olympic Games Qualifiers	1-2/NA
Kalevi Sarkalahti	1977	FIBA EuroBasket (Belgium)	1-6/10th Place

**GERMANY**

Name	Year	Event	Record/Finish
Shawn Bradley	2001	European Championships (Turkey)	4-3/Fourth Place

**GUAM**

Name	Year	Event	Record/Finish
Mekeli Wesley	2018	FIBA Asia Cup Pre-Qualifiers (Thailand)	6-0/NA
	2019	FIBA Pacific Games (Samoa)	5-0/First Place
	2021	FIBA Asia Cup Qualifiers	3-2/NA

**IVORY COAST**

Name	Year	Event	Record/Finish
Charles Abouo	2009	FIBA Africa Championship	5-4/Silver Medal
	2010	FIBA World Championships (Turkey)	1-4/NA
	2013	FIBA Africa Championship	5-2/Fourth Place
	2018	FIBA World Cup Qualifier	4-5/NA
	2019	FIBA World Cup (China)	0-5/29th
	2021	FIBA AfroBasket Qualifiers	3-0/NA

**MALI**

Name	Year	Event	Record/Finish
Fousseyni Traore	2017	FIBA U16 Africa Championship (Mauritius)	8-0/Gold Medal
	2021	FIBA U19 World Cup (Latvia)	1-6/13th Place

**NETHERLANDS**

Name	Year	Event	Record/Finish
Matt Haarms	2015	FIBA U18 European Championship Division B (Austria)	4-4/11th
	2022	FIBA World Cup Qualifying	0-4/NA
	2022	FIBA European Championships	0-5/22nd

**UGANDA**

Name	Year	Event	Record/Finish
Brandon Davies	2019	FIBA AfroCan Qualifier	
	2021	FIBA World Cup Qualifier	3-0/NA

**UNITED STATES OF AMERICA**

Name	Year	Event	Record/Finish
Brett Applegate	1982	R. William Jones Cup	8-0/Gold Medal
Devin Durrant	1979	Select Team – China Tour	3-2/NA
	1983	World University Games	6-1/Bronze
Jimmer Fredette	2010	USA Select – Las Vegas	Trained against the USA National Team
Marty Haws	1986	U.S. Olympic Festival – West	3-1/Gold Medal
Tyler Haws	2013	World University Games	6-2/Ninth Place
Eric Mika	2020	Americup Qualifying	2-0/NA
	2022	FIBA World Cup Qualifying	4-0/NA
Carl Pollard	1983	U.S. Olympic Festival – West	0-4/Fourth Place



# COUGARS REPRESENTING THEIR COUNTRIES

@BYUMBB

Craig Raymond  
Randy Reid  
Robbie Reid  
Fred Roberts

1967  
1993  
1994  
1978  
1979  
1979  
1981  
1981  
1983  
1983  
1982

World University Games  
U.S. Olympic Festival – West  
U.S. Olympic Festival – West  
U.S. Olympic Festival – West  
U.S. Olympic Festival – West  
FIBA U19 World Championship  
Select Team – China Tour  
World University Games  
U.S. Olympic Festival – West  
FIBA U19 World Championship  
U.S. Olympic Festival – West  
U.S. Olympic Festival – West

7-0/Gold Medal  
2-2/Silver Medal  
1-3/Bronze Medal  
1-3/Bronze Medal  
2-2/Silver Medal  
8-0/Gold Medal  
3-2/NA  
7-1/Gold Medal  
4-0/Gold Medal  
6-2/Gold Medal  
0-4/Fourth Place  
0-4/Fourth Place

## YUGOSLAVIA

**Name**  
Kresimir Cosic

**Year**  
1967  
1967  
1968  
1969  
1970  
1971  
1971  
1973  
1974  
1975  
1976  
1977  
1978  
1979  
1980  
1981

**Event**  
Mediterranean Games (Tunis)  
FIBA World Cup (Montevideo)  
Summer Olympics (Mexico City)  
FIBA EuroBasket (Italy)  
FIBA World Cup (Ljubljana)  
Mediterranean Games (Izmir)  
FIBA EuroBasket (West Germany)  
FIBA EuroBasket (Spain)  
FIBA World Cup (Puerto Rico)  
FIBA EuroBasket (Yugoslavia)  
Summer Olympics (Montreal)  
FIBA EuroBasket (Belgium)  
FIBA World Cup (Philippines)  
FIBA EuroBasket (Italy)  
Summer Olympics (Moscow)  
FIBA EuroBasket (Czechoslovakia)


**Record/Finish**  
Gold Medal  
Silver Medal  
Silver Medal  
Silver Medal  
Gold Medal  
Gold Medal  
Silver Medal  
Gold Medal  
Silver Medal  
Gold Medal  
Silver Medal  
Gold Medal  
Gold Medal  
Bronze Medal  
Gold Medal  
Silver Medal



Fousseyni Traore has represented Mali on the international level twice including last summer at the 2021 FIBA U19 World Cup. He appeared in three games including a 7 point, 10-rebound performance against eventual champions, USA.



Eric Mika has been a key part of USA Basketball during the opening rounds of qualifying for the 2023 FIBA World Cup. In three games, he averaged six points per game while shooting 72.7 percent from the field. He also pulled down 17 rebounds, seven of those on the offensive end.




Kresimir Cosic is the most decorated international player in program history as he helped the former country of Yugoslavia win the Gold Medal at the 1980 Summer Olympics in Moscow. He also won a pair of Silver Medals at the 1976 and 1968 Olympics.







### 1981 NATIONAL PLAYER OF THE YEAR



Known for his feisty, hard-nosed playing style, Danny Ainge has become one of the most famous athletes to graduate from BYU.

During his four-year career as a Cougar, Ainge was a Consensus All-American, a two-time first-team Academic All-American, the WAC Player of the Year and a four-time All-WAC selection. He set an NCAA record with 112 consecutive games scoring in double digits and broke the BYU and WAC all-time scoring records with 2,467 points.

As a senior in 1981, Ainge led BYU to the 1981 Eastern Regionals. He concluded his senior season by winning

the Eastman Award as well as the John Wooden Award — given annually to the top collegiate basketball player in the nation.

Ainge beat out Isiah Thomas (Indiana), Sam Bowie (Kentucky), Mark Aguirre (DePaul), Ralph Sampson (Virginia) and Steve Johnson (Oregon State) to win the Wooden Award. In doing so, he became the fifth winner of the award, joining Marques Johnson, Larry Bird, Phil Ford and Darrell Griffith.

As a two-sport star, Ainge was drafted by both the Toronto Blue Jays for baseball and the Boston Celtics (31st pick) for basketball. After playing four seasons with the Blue Jays, he chose to pursue an NBA career. Ainge was a member of the Celtics' 1984 and 1986 Championship teams and played in six NBA finals with three different teams (Boston, Portland and Phoenix). He also played for the Sacramento Kings. He became only the third player in NBA history to make 1,000 3-point field goals, finishing his 14-year career with 1,002.

Ainge played in 193 NBA playoff games, which was second all-time (Kareem Abdul-Jabbar, 237) when he retired. He is currently tied for seventh all-time with Karl Malone and ahead of Magic Johnson, Robert Parrish, John Havlicek and Bill Russell to name a few.

After retiring in 1995, Ainge was an NBA basketball television analyst for Turner Broadcasting for one year before the Phoenix Suns brought him back to the organization as an assistant head coach. Just eight games into the season, he was promoted to head coach and

guided his club to a 40-34 record after the team started the season 0-8. He spent the next two-plus seasons as head coach of the Suns and compiled a 136-90 (.602) record before stepping down on December 13, 1999. He then returned for three more seasons with Turner Broadcasting before returning to the Boston Celtics in May 2003 as the Executive Director of Basketball Operations. He was named the 2008 NBA Executive of the Year following the Celtics' Championship season.

His oldest son Austin played on the BYU basketball team from 2003-07. Ainge was inducted into the GTE Academic All-America Hall of Fame in May 2000 and honored with the prestigious NCAA Silver Anniversary Award in January 2006.



### 2003 JERSEY RETIREMENT

With a capacity crowd of 22,702 on hand, Danny Ainge was honored on March 8, 2003, by being the first-ever BYU basketball player to have his jersey retired in the 100-year history of the program. His No. 22 jersey will forever hang from the rafters of the Marriott Center.

“It’s just a great honor,” Ainge said. “BYU was the greatest time of my life. It’s just great to be a part of BYU basketball. I don’t know why mine is the first to go up. There were a lot of great players before me. Hopefully this is just the start.”

Then-BYU president Merrill J. Bateman said, “The standard has been set very high. We hope there will be more.” Ainge’s jersey, not his number, was retired, which means future players may still have the option to wear No. 22.

The ceremony, which took place during halftime of BYU’s game against Colorado State, started with a video clip of Ainge’s famous coast-to-coast, last-second basket to beat Notre Dame in the 1981 NCAA Tournament. Then-men’s athletics director Val Hale shared some of Ainge’s accomplishments, which include being named college basketball player of the year in 1981, playing professional baseball with the Toronto Blue Jays and winning two NBA championships with the Boston Celtics.

### COLLEGE HONORS

- Eastman Award (1981 Player of the Year NABC)
- John Wooden Award
- MVP NABC All-Star Game
- Naismith All-America First Team
- NBA Coaches All-America First Team
- NABC (Kodak-Coaches) All-America First Team
- Associated Press All-America First Team
- Basketball Writers Association All-America First Team
- United Press International All-America First Team
- The Sporting News All-America First Team
- Pizza Hut First Team
- District 7 Player of the Year
- Western Athletic Conference Player of the Year
- Four-time All-WAC selection
- Two-time Academic All-America Team

### BYU, WAC, NCAA RECORDS

- NCAA record 112 consecutive games scoring in double figures
- Finished in NCAA top-20 career points leaders
- Finished as WAC’s career scoring leader
- WAC record-holder in seven other categories
- Set three BYU season scoring records and seven career marks



**2011 NATIONAL PLAYER OF THE YEAR**

Jimmer Fredette took BYU and college basketball by storm his senior year, as his name became a verb, a noun and an adjective. Known as ‘The Jimmer,’ the one-name star capped his record-setting career by earning national player of the year honors and leading the Cougars to the Sweet 16 for the first time since 1981.

The Glens Falls, N.Y., native was the nation’s leading scorer at 28.9 points per game in 2010-11. The All-American became a fixture on ESPN’s SportsCenter and in national publications throughout the season as his point totals, deep threes and incredible shot-making ability captured the nation’s attention. The national media exposure included features in Sports Illustrated and USA Today, back-to-back Sports Illustrated covers and appearing as a guest on SportsCenter, PTI and the CBS Final Four pregame show.

All the attention came as a result of Fredette’s stellar play on the court and humble demeanor in leading the Cougars to a program-record 32 victories, the Mountain West Conference regular season title and BYU’s most successful NCAA Tournament run since 1981. Some of his memorable performances along the way included 39 points at UNLV, 47 at Utah, 43 against No. 3 San Diego State at home and a BYU-record 52 points against New Mexico in the MWC Tournament.

For all of his efforts, Fredette was honored at the highest levels in college basketball as he was named the consensus national player of the year. Fredette was awarded the Wooden Award, the Naismith Trophy, the Oscar Robertson Trophy and numerous other player of the year awards, while also being named the Male College Athlete of the Year at the ESPYs and the unanimous selection for MWC Player of the Year.

Fredette concluded his career as BYU’s all-time leading scorer with 2,599 points. He also set the team single-season scoring record with 1,068 points in 2010-11. His 28.9 points per game in 2010-11 are also a Cougar record and Fredette also rewrote nearly every MWC single-game, season and career scoring records.

In four years at BYU, Fredette helped the Cougars capture three MWC titles and advance to the NCAA Tournament four times. He also led BYU to its best four-year run in program history as the Cougars won 114 games.

Following his record-setting senior season, Fredette was drafted No. 10 in the 2011 NBA Draft by the Milwaukee Bucks and then traded to the Sacramento Kings.



**JIMMER FREDETTE SENIOR SEASON HONORS**

- 2011 National Player of the Year (Naismith, Wooden, AP, Oscar Robertson, NABC, Adolph Rupp, Sporting News, Basketball Times, CBSSports.com, SI.com)
- 2011 Lowes Senior CLASS Award
- 2011 First-team All-American (John R. Wooden Award, AP, Sporting News, State Farm Coaches for NABC Division I, USBWA, Basketball Times, CBSSports.com, SI.com, Yahoo! Sports, FoxSports.com, Lute Olson)
- 2011 MWC Player of the Year
- 2011 All-MWC First Team
- 2011 MWC Tournament MVP
- 2011 NABC All-District 17 First Team
- 2011 USBWA All-District VIII First Team
- 2011 USBWA District VIII Player of the Year
- 2011 Dick Vitale National Player of the Week (Dec. 13, Jan. 10, Jan. 17)
- 2011 ESPN.com Weekly Watch National Player of the Week (Jan. 10, Jan. 17)
- 2011 Eight-time MWC Player of the Week
- 2011 South Padre Island Invitational MVP
- 2011 Bob Cousy Award Finalist (Final 5)

**BYU, MWC, NCAA RECORDS**

- 2010-11 Nation’s leading scorer (28.9 points per game)
- BYU and MWC single game, single season and career scoring records
- BYU single game, single season and career records for made 3-pointers
- Most points scored by a BYU player in the Marriott Center – 43 vs. San Diego State



BASKETBALL HALL OF FAME INDUCTEE



Few players in BYU history have been able to capture the hearts of Cougar fans like Kresimir Cosic did from 1970-73. The 6-foot-11 center from Zadar, Yugoslavia, entertained fans during his stellar career with his enthusiastic, guard-like play.

Whether it was leading the fastbreak, dribbling between his legs or shooting a sky-hook, Cosic's enthusiasm and on-court antics endeared him to almost everyone who saw him play.

During his career at BYU, Cosic used his versatile inside-outside game to lead the Cougars in scoring (23.3) and rebounding (13.0) as a junior and again as a senior (20.2 points per game). His unselfish attitude also helped him lead his team in assists.

He ranks second on BYU's all-time rebounding list with 919, an average of 11.6 per game, and fourth all-time with a 19.1 career scoring average, while recording a team-record 47 double-doubles. He was a three-time first-team All-WAC selection and an All-American his junior and senior years. He likely would have been a four-year all-conference award winner but freshmen at that time were not allowed to play on varsity. Behind the play of Cosic, the Cougars won two WAC titles and reached the NCAA Regional Tournament in 1971 and 1972.

Upon graduation, Cosic became very much involved with basketball throughout Europe. He had offers to play in the NBA from the Boston Celtics and Los Angeles Lakers but he chose to return home and play for the Yugoslavian National Team for \$250 a week. Cosic played on four Olympic teams with his native land, winning a gold medal in 1980 and two silver medals in 1968 and 1976. He ended his career as his country's all-time scoring leader and went on to coach the Yugoslavian national team for many years.

His national and international accomplishments led to his induction into the Basketball Hall of Fame in Springfield, Massachusetts, on May 6, 1996, making Cosic the first BYU player and second Cougar along with former coach Stan Watts to receive the prestigious honor. He is also a member of the Utah Basketball Hall of Fame, inducted in 2001.


In September of 1992, Cosic was appointed as deputy ambassador for Croatia to the United States. He and his family lived in Washington D.C. where he performed his diplomatic duties in the same excellent manner in which he played basketball.

On May 25, 1995, Cosic lost his battle against the toughest opponent of his career – cancer. During his 46 years on earth, Cosic became one of the most influential and well-known of all European basketball players. He left behind the legacy and credit of being the individual who first introduced the American game of basketball to Europe.

During the 2005 NCAA Men's Basketball Tournament, CBS Television analyst Billy Packer singled out Cosic while discussing the quality of international players playing college basketball. "Kresimir Cosic, who played at BYU, was really the first great international player to play college basketball in the United States," Packer said.

Cosic played in BYU's first game on the Marriott Center floor in 1971. His No. 11 jersey was retired by BYU on Mar. 4, 2006 in a halftime ceremony with 20,732 fans in attendance, which was also the last time the original Marriott Center floor was used before being replaced during the summer of 2006.

"It's very impressive that Kreso is not forgotten here," said Cosic's wife Ljerka, through her daughter Ana, at the retirement ceremony. "Kreso never forgot Provo. He loved his Croatia and always spoke of it as the most beautiful place on Earth, but Provo forever remained his second home. Provo and BYU marked his life forever."





## HUTCHINS AND MINSON JERSEY RETIREMENT



Mel Hutchins

On Feb. 16, 2013, BYU legends Mel Hutchins and Roland Minson joined Danny Ainge, Kresimir Cosic and Stan Watts as the only Cougar men's basketball players to have their jerseys retired.

"I feel like we played such a long time ago and we didn't expect this," Hutchins said. "We saw Stan Watts get into the Hall of Fame and thought how great that was but never thought this would be us."

The honorees were joined by their families and members of the 1951 NIT Championship team at the ceremony.


"It's definitely a big surprise,"

Minson said. "We played way back when we still wore those funny shorts. The thing that's been nicest for me about all this is to renew those old memories, all those good times."

'Voice of the Cougars' Greg Wrubell kicked off the ceremony by reading a letter from Elder Jeffrey R. Holland. In the letter, Elder Holland described listening to games on the radio as a 10-year-old boy during the 1950-51 championship run.

Hutchins and Minson each spoke a few words to the crowd in front of their framed jerseys.

"Looking back we've been able to realize how great of a time we had here and what a great place it was," Minson said. "All of us have stories and it's been fun to reminisce."



Both players will be remembered, among many other things, for their role on the 1951 NIT Championship team under head coach Stan Watts.

"Stan Watts was the kind of man you'd like to have as a father for what he did for the basketball program," Hutchins said. "He never said 'no' to practice. Stan pushed us so hard on defense that we would stop a team from making any points."

Their now retired jersey numbers were unveiled in the rafters after athletic director Tom Holmoe wrapped up the celebration.





HUTCHINS AND MINSON JERSEY RETIREMENT



Roland Minson

"I've been around a lot of teams but I can honestly say that this team is one of the greatest and these two men are the great leaders of it," Holmoe said. "I know it's special for them to have this individual honor but this means a lot for the team and their families too."

Hutchins, known for his defensive and rebounding prowess, is one of the greatest post players to suit up for BYU. In three years playing on the varsity squad, Hutchins led the Cougars to three Skyline Conference titles (1948, 1950, 1951) and the 1951 NIT National Championship. Hutchins was a two-time first-team All-Skyline Conference honoree and was named a first-team All-American in 1951 by Look Magazine, Converse, Helms and Sporting News.

As a senior Hutchins averaged 15.4 points and set a BYU single-season record for rebounds with 471 (12.7 per game), a record that still stands today. Known as 'The Big Elf' (1950-51 BYU basketball media guide), Hutchins earned a spot in the East-West game following his senior season and was named the game's MVP.

Before Danny Ainge and Jimmer Fredette, there was Roland Minson, considered one of the 'cleverest floor men of his time who had uncanny court vision and deadly shooting ability' (1950-51 BYU Basketball Media Guide).



Roland Minson

Minson donned the white and blue for the BYU varsity from 1948 to 1951 and led the Cougars to three-straight 20-win seasons, back-to-back conference titles in 1950 and 1951 and the 1951 NIT National Championship.

The guard from Idaho Falls, Idaho, earned first-team All-Skyline Conference honors three-straight seasons and as a senior received All-America accolades and was named the MVP of the NIT. As a sophomore in 1948-49 Minson was voted the most outstanding newcomer in 11 western states.





## BASKETBALL HALL OF FAME INDUCTEE



When considering the most influential individuals in BYU basketball history, Stan Watts has to be placed at the top of the list. During his 23 years at the helm of the Cougar basketball program, Watts led his teams to two NIT National Championships (1951, 1966) and oversaw the construction of the George Albert Smith Fieldhouse and the Marriott Center.

His nationally recognized accomplishments led to his induction into the Basketball Hall of Fame in Springfield, Massachusetts, on March 6, 1986, making him the first Cougar to receive the prestigious honor. Watts finished his career after the 1971-72 season with an overall record of 371-254 (.594).

He was a member of the NCAA's Rules Committee, served as president of the National Association of Basketball Coaches and chaired the U.S. Olympic Basketball Committee in 1976. Watts also served six years as BYU's athletic director and spent time on the Cougar football and baseball coaching staffs.

Even more impressive than his remarkable accomplishments as a coach is his impeccable character as a human being. He is respected by coaches, fans and players alike for his conduct both on and off the court.

"His win-loss record speaks very well for the kind of coach he was," said the late Harold Christensen, who played for Watts on the 1951 championship team. "His reputation among his fellow coaches suggests how much they respected him. He still has that and is still honored in the community in which he coached."

Always a fighter, Watts overcame a rare form of cancer in 1971—only the fourth-known case of this type of cancer in medical history. Despite the fact that the other three individuals died, Watts refused to give up. After 14 hours of surgery and a two-month stay in the hospital, Watts returned to coach his team to a WAC Championship the following year.

Known for his fast-break style of offense, Watts remained an avid Cougar fan. He once said, "It has always been our contention that the average basketball fan likes to see fast-scoring, speedy, exciting basketball."

By looking around the Marriott Center during a Cougar game, there are hints that Watts has been there. The glass-encased exhibit in the halls outside the arena pays tribute to one of the greatest coaches and individuals ever to grace the sidelines of a BYU athletic contest — as do the two NIT Championship banners and the WAC title banners from 1965, 1967, 1969, 1971 and 1972.

"The greatest tribute I can pay to Stan Watts," said retired Senior Associate Athletic Director Pete Witbeck, who was BYU's NCAA compliance officer and former assistant to Watts for many years, "is he's truly a man of God. He's always been a gentleman and great man. You don't see that very often."

Watts passed away April 6, 2000, at the age of 88.



Stan Watts  
NIT Champions in 1951, 1966





# ALL-AMERICANS

@BYUMB

### ELWOOD S. ROMNEY

1930-31  
Helms First Team  
College Humor Third Team  
Consensus  
1931-32  
Helms First Team

### JOE NELSON

1947-48  
Helms Second Team  
GlobeTrotters Tour

### MEL HUTCHINS

1950-51  
Helms First Team  
Sporting News First Team  
Converse Yearbook First Team  
Look Magazine First Team  
INS First Team  
United Press International Third Team  
Associated Press Third Team

### ROLAND MINSON

1950-51  
Converse Yearbook Fourth Team

### JOE RICHEY

1952-53  
Colliers Second Team  
INS Second Team  
Look Magazine Second Team  
Helms Third Team

### DEAN LARSEN


1953-54  
Helms Second Team

### TERRY TEBBS

1954-55  
UPI Little Second Team  
1956  
UPI Little (1st)

### TOM STEINKE

1956-57  
UPI Little First Team  
Helms Second Team



In 1972, Kresimir Cosic became the first foreign player in NCAA history to earn All-America honors.

### GARY EARNEST

1960-61  
Associated Press Honorable Mention

### JOHN FAIRCHILD

1964-65  
Helms  
NABC Third Team

### DICK NEMELKA

1965-66  
Helms  
Converse Yearbook First Team  
USBWA First Team  
NABC Third Team

### KRESIMIR COSIC

1971-72  
Helms  
Converse Yearbook Second Team  
UPI Third Team  
NABC Fourth Team  
1972-73  
Helms  
NABC Fourth Team  
Citizen Saving Athletes Foundation

### DANNY AINGE

1977-78  
United Press International Honorable Mention  
1978-79  
NABC Fourth Team  
1980-81  
Helms  
NABC Third Team  
CoSIDA Academic First Team  
1980-81

### Wooden Award Eastman Award

NABC National Player of the Year  
Consensus First Team  
Helms First Team  
Associated Press First Team  
NABC First Team  
United Press International First Team  
Sporting News First Team  
Converse Yearbook First Team  
Basketball Times First Team  
USBWA Second Team  
CoSIDA Academic First Team

### DEVIN DURRANT

1982-83  
CoSIDA Academic First Team  
1983-84  
Wooden First Team  
Associated Press Second Team  
NABC Second Team  
USBWA Second Team  
Sporting News Second Team  
Basketball Times Second Team  
United Press International Third Team

### MICHAEL SMITH


1986-87  
CoSIDA Academic First Team  
1987-88  
USBWA Second Team  
United Press International Second Team  
Basketball Times Second Team  
Associated Press Third Team  
Basketball Weekly Third Team  
Sporting News Honorable Mention  
CoSIDA Academic First Team  
CoSIDA Academic All-American of the Year



Mel Hutchins earned first-team All-America honors as a senior while leading BYU to the 1951 NIT title.



Danny Ainge earned All-America honors all four years as a Cougar. As a senior in 1980-81, he was a consensus first-team All-American.




Michael Smith was a three-time CoSIDA Academic All-American and the 1988 Academic All-American of the Year.



# ALL-AMERICANS

#BYUHOOPS



Jeff Chatman earned honorable mention All-America honors as a sophomore in 1986 and a senior in 1988.

(basketball and all sports)  
1988-89  
CoSIDA Academic First Team

### JEFF CHATMAN

1985-86  
Associated Press Honorable Mention  
Sporting News Honorable Mention  
1987-88  
Sporting News Honorable Mention

### ANDY TOOLSON


1989-90  
CoSIDA Academic First Team

### SHAWN BRADLEY

1990-91  
Basketball Times Freshman First Team  
Associated Press Honorable Mention

### NATE CALL

1991-92  
Associated Press Honorable Mention



Shawn Bradley set several NCAA records for blocks by a freshman while earning freshman All-America honors in 1990-91.

### GARY TROST

1992-93  
Associated Press Honorable Mention

### RANDY REID

1993-94  
CoSIDA Academic Third Team

### RUSSELL LARSON

1994-95  
CoSIDA Academic First Team

### MEKELI WESLEY

2000-01  
Associated Press Honorable Mention

### RAFAEL ARAUJO

2003-04  
Basketball Times Second Team  
Associated Press Honorable Mention

Mel Hutchins, Danny Ainge, Devin Durrant, Michael Smith and Jimmer Fredette are the five Cougars who have earned first, second or third team All-America honors from the Associate Press. Hutchins earned third-team honors in 1951, Durrant second-team honors in 1986 and Smith third-team honors in 1988. Ainge was a first-team honoree in 1981 while Fredette was a first-team honoree and the AP National Player of the Year in 2011.

### TRENT PLAISTED

2005-06  
Scout.com Freshman Second Team

### KEENA YOUNG

2006-07  
Associated Press Honorable Mention

### LEE CUMMARD

2007-08  
Associated Press Honorable Mention  
2008-09  
FoxSports.com Fourth Team



Jimmer Fredette was a consensus first-team All-American and the National Player of the Year in 2011.

### JIMMER FREDETTE

2009-10  
Basketball Times Second Team  
State Farm Coaches for NABC Division I Third Team  
Lute Olson All-American  
Associated Press Honorable Mention  
Sporting News Third Team  
2010-11  
Wooden Award  
Naismith Trophy  
AP National Player of the Year  
Oscar Robertson Trophy  
NABC National Player of the Year  
Adolph Rupp National Player of the Year  
Sporting News National Player of the Year  
Basketball Times National Player of the Year  
CBSSports.com National Player of the Year  
SI.com National Player of the Year  
Wooden First Team  
Associated Press First Team  
Sporting News First Team  
State Farm Coaches for NABC Division I First Team  
USBWA First Team  
Basketball Times First Team  
CBSSports.com First Team  
SI.com First Team  
Yahoo! Sports First Team  
FoxSports.com First Team  
Lute Olson First Team  
Consensus First Team

### TYLER HAWS

2013-14  
Associated Press Honorable Mention  
2014-15  
Associated Press Honorable Mention

### KYLE COLLINSWORTH

2014-15  
Associated Press Honorable Mention  
Lute Olson All-American  
2015-16  
Associated Press Honorable Mention

### ALEX BARCELLO

2020-21  
Associated Press Honorable Mention



Tyler Haws, BYU's all-time leading scorer with 2,720 career points, earned honorable mention All-America honors in 2014 and 2015.



Lee Cumnard was named the 2007-08 Mountain West Conference Player of the Year while leading BYU to the MWC title.

**CONFERENCE PLAYER OF THE YEAR**

- 1964-65 John Fairchild, Sr.
- 1980-81 Danny Ainge, Sr.
- 1982-83 Devin Durrant, Jr.
- 1984-85 Timo Saarelainen, Sr.
- 1987-88 Michael Smith, Jr.
- 2000-01 Mekeli Wesley, Sr.
- 2003-04 Rafael Araujo, Sr.
- 2006-07 Keena Young, Sr.
- 2007-08 Lee Cumnard, Jr.
- 2010-11 Jimmer Fredette, Sr.
- 2013-14 Tyler Haws, Jr.
- 2015-16 Kyle Collinsworth, Sr.

**DEFENSIVE PLAYER OF THE YEAR**

- 2002-03 Travis Hansen, Sr.
- 2003-04 Mike Hall, Jr.
- 2010-11 Jackson Emery, Sr.
- 2020-21 Matt Haarms, Sr.



BYU's all-time steals leader Jackson Emery was a two-time all-defensive player and the 2011 MWC Defensive Player of the Year.

**ALL-DEFENSIVE TEAM**

- 1994-95 Robbie Reid, So.
- 1995-96 Randy Reid, Sr.
- 2003-04 Mike Hall, Jr.
- 2008-09 Jackson Emery, So.
- 2009-10 Jackson Emery, Jr.
- 2010-11 Jackson Emery, Sr.
- 2020-21 Matt Haarms, Sr.

**WAC/MWC ALL-NEWCOMER TEAM**

- 1995-96 Bryon Ruffner, Jr.
- 1997-98 Ron Selleaze, Jr.+
- 1997-98 Mekeli Wesley, Fr.
- 1998-99 Mark Bigelow, Fr.
- 1999-00 Terrell Lyday, Jr.#
- 2000-01 Trent Whiting, Sr.

**WCC NEWCOMER OF THE YEAR**

- 2019-20 Jake Toolson

**WCC ALL-FRESHMAN TEAM**

- 2011-12 Matt Carlino
- 2013-14 Eric Mika
- 2015-16 Nick Emery
- 2016-17 Yoeli Childs
- 2016-17 TJ Haws
- 2018-19 Gavin Baxter
- 2020-21 Caleb Lohner
- 2021-22 Fousseyini Traore



Mike Hall was named the 2004 MWC Defensive Player of the Year.

**MWC SIXTH MAN**

- 2009-10 Jonathan Tavernari, Sr.

**COACH OF THE YEAR**

- 1989-90 Roger Reid
- 1991-92 Roger Reid
- 2002-03 Steve Cleveland
- 2005-06 Dave Rose
- 2006-07 Dave Rose
- 2010-11 Dave Rose

**FRESHMAN OF THE YEAR**


- 1990-91 Shawn Bradley
- 1991-92 Russell Larson
- 1998-99 Mark Bigelow
- 2001-02 Jared Jensen
- 2005-06 Trent Plaisted
- 2006-07 Jonathan Tavernari



Dave Rose was a three-time MWC Coach of the Year (2006, 2007 and 2011).

**MWC/WCC ALL-TOURNAMENT TEAM**

- 1999-00 Terrell Lyday
  - 2000-01 Terrell Lyday
  - 2000-01 Mekeli Wesley
  - 2003-04 Rafael Araujo
  - 2006-07 Lee Cumnard
  - 2006-07 Trent Plaisted
  - 2006-07 Keena Young
  - 2007-08 Lee Cumnard
  - 2008-09 Jimmer Fredette
  - 2009-10 Jimmer Fredette
  - 2010-11 Jimmer Fredette\*
  - 2013-14 Kyle Collinsworth
  - 2013-14 Tyler Haws
  - 2014-15 Kyle Collinsworth
  - 2014-15 Tyler Haws
  - 2015-16 Nick Emery
  - 2017-18 Yoeli Childs
- +WAC Newcomer of the Year  
#MWC Newcomer of the Year  
\*MWC Tournament MVP



Jonathan Tavernari was the 2007 MWC Freshman of the Year and the 2010 MWC Sixth Man of the Year.

ALL-CONFERENCE PERFORMERS

#BYUHOOPS



1930-31 (Rocky Mountain)

Elwood Romney, So. 1st

1931-32

Elwood Romney, Jr. 1st

1932-33

Floyd Millet, Jr. 1st

Jay Whitman, So. 1st

Elwood Romney, Sr. 1st

1933-34

Floyd Millet, Jr. 1st

Jay Whitman, Jr. 1st

1936-37

Earl Giles, Sr. 1st

1940-41 (Mountain States/Skyline)

Duane Esplin, So. 1st

1942-43

Brady Walker, So. 1st

1947-48

Joe Nelson, So. 1st

Randy Clark, Jr. 1st

1948-49

Roland Minson, So. 1st

Joe Nelson, Jr. 1st

1949-50

Roland Minson, Jr. 1st

Joe Nelson, Sr. 1st

Mel Hutchins, Jr. 1st

1950-51

Roland Minson, Sr. 1st

Mel Hutchins, Sr. 1st


1952-53

Joe Richey, Sr. 1st

Harold Christensen, Sr. 1st

1953-54

Dean Larsen, Sr. 1st



1950 All-Mountain States Conference First Team selections (L-R): Mel Hutchins, Joe Nelson and Roland Minson.

1954-55

Terry Tebbs, Jr. 1st

1955-56

Terry Tebbs, Sr. 1st

1957-58

John Nicoll, Jr. 1st

1960-61

Gary Earnest, Sr. 1st

1962-63 (Western Athletic)

Bruce Burton, Sr. 1st

Gary Batchelor, Sr. 2nd

1963-64

John Fairchild, Jr. 1st

1964-65

John Fairchild, Sr. 1st

Dick Nemelka, Jr. 2nd

1965-66

Dick Nemelka, Sr. 1st

Jeff Congdon, Sr. 2nd

Steve Kramer, Sr. 2nd

1966-67

Kari Liimo, So. 1st

Craig Raymond, Sr. 2nd

Jim Jimas, Sr. 2nd

1967-68

Jim Eakins, Sr. 1st

Kari Liimo, Jr. 2nd

Marty Lythgoe, Jr. 2nd

1968-69

Paul Ruffner, Jr. 2nd

Marty Lythgoe, Sr. 2nd

Doug Howard, Jr. 2nd

1969-70

Doug Howard, Sr. 2nd

1970-71

Kresimir Cosic, So. 1st

1971-72

Kresimir Cosic, Jr. 1st

Bernie Fryer, Sr. 1st

1972-73

Kresimir Cosic, Sr. 1st

Doug Richards, Jr. 2nd

1973-74

Doug Richards, Sr. 2nd

1975-76


Jay Cheesman, Jr. 1st

1976-77

Jay Cheesman, Sr. 2nd

1977-78


Danny Ainge, Fr. 1st




Left to Right: Steve Kramer, Stan Watts, Jeff Congdon, Jim Eakins (back), Neil Roberts and Dick Nemelka in 1965-66.




Fred Roberts was named to the All-WAC First Team as a junior in 1980-81 and again as a senior in 1981-82.



Alan Taylor was second-team All-WAC in 1978-79 and first-team All-WAC in 1979-80.



Timo Saarelainen earned All-WAC First Team honors in 1984-85.



Gary Trost was a two-time first-team All-WAC honoree in 1991-92 and 1992-93.

**1978-79**

Danny Ainge, So.	1st
Scott Runia, Jr.	2nd
Alan Taylor, Jr.	2nd

**1979-80**

Danny Ainge, Jr.	1st
Alan Taylor, Sr.	1st

**1980-81**

Danny Ainge, Sr.	1st
Fred Roberts, Jr.	1st

**1981-82**

Fred Roberts, Sr.	1st
Steve Trumbo, Sr.	1st

**1982-83**

Devin Durrant, Jr.	1st
Brett Applegate, Jr.	2nd

**1983-84**

Devin Durrant, Sr.	1st
Brett Applegate, Sr.	1st

**1984-85**

Timo Saarelainen, Sr.	1st
-----------------------	-----

**1985-86**

Jeff Chatman, So.	2nd
Bob Capener, Jr.	2nd

**1986-87**

Michael Smith, So.	1st
Jeff Chatman, Jr.	2nd

**1987-88**

Michael Smith, Jr.	1st
Jeff Chatman, Sr.	1st

**1988-89**

Michael Smith, Sr.	1st
--------------------	-----

**1989-90**

Marty Haws, Sr.	1st
Andy Toolson, Sr.	2nd

**1990-91**

Steve Schreiner, Sr.	1st
Shawn Bradley, Fr.	2nd

**1991-92**

Gary Trost, Jr.	1st
Nathan Call, Sr.	2nd

**1992-93**

Gary Trost, Sr.	1st
-----------------	-----

**1993-94**

Russell Larson, Jr.	1st
---------------------	-----

**1994-95**

Russell Larson, Sr.	1st
Kenneth Roberts, Jr.	1st

**1995-96**

Kenneth Roberts, Sr.	1st
----------------------	-----

**1997-98**

Mountain Division	
Ron Selleaze, Jr.	2nd

**1998-99**

Pacific Division	
Mark Bigelow, Fr.	2nd

**1999-00 (Mountain West)**

Mekeli Wesley, Jr.	2nd
--------------------	-----

**2000-01**

Mekeli Wesley, Sr.	1st
Terrell Lyday, Sr.	1st
Trent Whiting, Sr.	2nd

**2001-02**

Travis Hansen, Jr.	2nd
--------------------	-----

**2002-03**


Travis Hansen, Sr.	1st
Rafael Araujo, Jr.	3rd
Mark Bigelow, Jr.	3rd

**2003-04**

Rafael Araujo, Sr.	1st
Mark Bigelow, Sr.	2nd
Mike Hall, Jr.	3rd

**2004-05**

Mike Hall, Sr.	3rd
----------------	-----



Russell Larson earned All-WAC First Team honors in 1993-94 and 1994-95. Larson averaged 19.9 points in 1993-94 and 17.9 in 1994-95.



Mekeli Wesley and Terrell Lyday earned All-MWC First Team honors while leading BYU to the 2001 MWC regular season and conference tournament titles.



Brandon Davies earned first-team All-WCC honors in 2011-12 and 2012-13.



Kyle Collinsworth was a three-time All-WCC First Team honoree and owns the NCAA season and career records for triple-doubles.

**2005-06**

Trent Plaisted, Fr. 2nd  
Keena Young, Jr. 3rd

**2010-11**

Jimmer Fredette, Sr. 1st  
Jackson Emery, Sr. 2nd  
Brandon Davies, So. 3rd

**2015-16**

Kyle Collinsworth, Sr. 1st  
Chase Fischer, Sr. 1st  
Nick Emery, Fr. 2nd

**2020-21**

Alex Barcello, Sr. 1st  
Matt Haarms, Sr. 2nd  
Brandon Averette, Sr. 2nd

**2006-07**

Keena Young, Sr. 1st  
Trent Plaisted, So. 2nd  
Lee Cummard, So. 3rd

**2011-12 (West Coast)**

Brandon Davies, Jr. 1st  
Noah Hartsock, Sr. 1st

**2016-17**

TJ Haws, Fr. 1st  
Eric Miika, So. 1st

**2021-22**

Alex Barcello, Sr. 1st

**2007-08**

Lee Cummard, Jr. 1st  
Trent Plaisted, Jr. 1st  
Jonathan Tavernari, So. 3rd

**2012-13**

Brandon Davies, Sr. 1st  
Tyler Haws, So. 1st

**2017-18**

Elijah Bryant, Jr. 1st  
Yoeli Childs, So. 1st  
TJ Haws, So. HM

**2008-09**

Lee Cummard, Sr. 1st  
Jimmer Fredette, So. 1st  
Jonathan Tavernari, Jr. 3rd

**2013-14**

Kyle Collinsworth, So. 1st  
Tyler Haws, Jr. 1st

**2018-19**

Yoeli Childs, Jr. 1st  
TJ Haws, Jr. 2nd

**2009-10**

Jimmer Fredette, Jr. 1st  
Jackson Emery, Jr. 2nd  
Tyler Haws, Fr. 3rd  
Jonathan Tavernari, Sr. 3rd

**2014-15**

Kyle Collinsworth, Jr. 1st  
Tyler Haws, Sr. 1st

**2019-20**

Yoeli Childs, Sr. 1st  
TJ Haws, Sr. 1st  
Jake Toolson, Sr. 1st



Yoeli Childs was a three-time All-WCC First Team honoree (2018, 2019, 2020).



TJ Haws earned All-WCC honors all four year of his BYU career, including first-team honors in 2017 and 2020.



Jake Toolson returned to BYU for his senior season and earned All-WCC First Team and Newcomer of the Year.









INDIVIDUAL CAREER RECORDS

#BYUHOOPS



Blocks Per Game\*

Rk	Name, Years	G	Blk	Avg
1	Shawn Bradley, 1990-91	34	177	5.21
2	Greg Kite, 1979-83	112	208	1.86
3	Yaeli Childs, 2016-20	119	159	1.34
4	Noah Hartsock, 2008-12	134	177	1.32
5	Eric Mika, 2013-14, 16-17	67	87	1.299
6	Russell Larson, 1991-95	129	166	1.287
7	Alan Taylor, 1976-80	110	119	1.08
8	Trent Plaisted, 2004-08	103	107	1.04
9	Alan Pollard, 1984-86	60	62	1.03
10	Corbin Kaufusi, 2014-16	86	80	0.93
11	Brandon Davies, 2009-13	135	123	0.91
12	Jeff Chatman, 1984-88	122	107	0.88
13	Lee Cummond, 2005-09	131	106	0.81
14	Jim Usevitch, 1982-84, 86-88	107	84	0.79
15	Fernando Malaman, 2005-07	54	42	0.78
16	Mekeli Wesley, 1997-01	115	82	0.71
17	Jared Miller, 1990-93	88	60	0.682
18	Chris Miles, 2004-05, 07-10	131	89	0.679
19	Rafael Araujo, 2002-04	62	40	0.645
20	Fred Roberts, 1978-82	119	75	0.63

\*Minimum 50 Games Played or 150 Career Blocks  
Active, Career: Fousseyni Traore - 1.3

Steals

Rk	Name, Years	G	Stl	Avg
1	Jackson Emery, 2005-06, 08-11	133	249	1.9
2	Kyle Collinsworth, 2010-11, 13-16	140	229	1.6
3	Danny Ainge, 1977-81	118	195	1.7
4	Marty Haws, 1986-90	123	182	1.5
5	Jimmer Fredette, 2007-11	139	167	1.2
6	Jonathan Tavernari, 2006-10	132	165	1.3
7	Matt Carlino, 2011-14	96	161	1.7
8	TJ Haws, 2016-20	133	158	1.2
9	Scott Sinek, 1981-85	115	140	1.2
9	Nathan Call, 1986-88, 90-92	129	138	1.1
	Tyler Haws, 2009-10, 12-15	139	138	1.0
11	Brandon Davies, 2009-13	135	132	1.0
12	Russell Larson, 1991-95	129	131	1.0
13	Lee Cummond, 2005-09	131	129	1.0
14	Matt Montague, 1996-97, 99-02	122	124	1.0
15	Randy Reid, 1992-96	125	118	0.9
16	Mark Bigelow, 1998-99, 01-04	120	116	1.0
18	Anson Winder, 2011-15	129	107	0.8
19	Ken Roberts, 1990-91, 93-96	126	104	0.8
20	Justin Weidauer, 1991-92, 95-98	85	102	1.2

Active, Career: Spencer Johnson - 34  
\*Nick Emery (2015-17, 18-19) had 132 steals. His statistics from 2015-17 were vacated by the NCAA Committee on Infractions.

Steals Per Game\*

Rk	Name, Years	G	Stl	Avg
1	Jackson Emery, 2005-06, 08-11	133	249	1.87
2	Matt Carlino, 2011-14	96	161	1.68
3	Danny Ainge, 1977-81	118	195	1.65
4	Kyle Collinsworth, 2010-11, 13-16	140	229	1.64
5	Terrell Lyday, 1999-01	66	99	1.50
6	Mike Hall, 2003-05	60	89	1.483
7	Marty Haws, 1986-90	123	182	1.479
8	Robbie Reid, 1993-95	64	94	1.47
9	Rafael Araujo, 2002-04	62	88	1.42
10	Jonathan Tavernari, 2006-10	132	165	1.25
11	Brett Applegate, 1982-84	60	74	1.23
12	Scott Sinek, 1981-85	115	140	1.22
13	Jimmer Fredette, 2007-11	139	167	1.201
14	Justin Weidauer, 1991-92, 95-98	85	102	1.200
15	TJ Haws, 2016-20	133	158	1.19
16	Michael Vranes, 1996-97, 98-00	63	71	1.13
17	Elijah Bryant, 2016-18	58	65	1.12
18	Nathan Call, 1986-88, 90-92	129	138	1.07
19	Kevin Woodberry, 2002-04	62	65	1.05
20	Kevin Santiago, 1988-90	59	61	1.03

\*Minimum 50 Games Played  
Active, Career: Spencer Johnson - 0.56  
\*Nick Emery (2015-17, 18-19) averaged 1.42 steals. His statistics from 2015-17 were vacated by the NCAA Committee on Infractions.

Assist/Turnover Ratio\*

Rk	Name, Years	A	TO	A:TO
1	Craig Cusick, 2011-13	148	55	2.69:1
2	Marty Perry, 1982-85	299	117	2.56:1
3	Jackson Emery, 2005-06, 08-11	312	132	2.36:1
4	Ben Murdock, 2006-08	157	67	2.34:1
5	Nathan Call, 1986-88, 90-92	528	236	2.24:1
6	Scott Runia, 1976-80	405	185	2.19:1
7	Kevin Santiago, 1988-90	193	90	2.14:1
8	Marty Haws, 1986-90	502	244	2.06:1
9	Steve Craig, 1975-76, 78-81	329	161	2.04:1
10	Alex Barcello, 2019-	174	86	2.01:1
11	Randy Reid, 1992-96	458	232	1.97:1
12	TJ Haws, 2016-20	603	309	1.95:1
13	Alex Barcello, 2019-22	321	166	1.93:1
14	Jake Toolson, 2014-16, 19-20	150	78	1.923:1
15	Kyle Collinsworth, 2010-11, 13-16	703	367	1.916:1
16	Luiz Lemes, 2002-04	147	77	1.91:1
17	Matt Montague, 1996-97, 99-02	570	300	1.90:1
18	Chris Nikchevich, 1982-85	250	134	1.87:1
19	Matt Carlino, 2011-14	437	243	1.80:1
20	Brian Taylor, 1982-84, 86-88	330	186	1.77:1

\*Minimum 50 Games Played and 2.0 APG

Assist-to-Turnover Ratio\*

Rk	Name, Years	A	TO	A:TO
1	Marty Perry, 1982-85	299	117	2.56:1
2	Nathan Call, 1986-88, 90-92	528	236	2.24:1
3	Scott Runia, 1976-80	405	185	2.19:1
4	Kevin Santiago, 1988-90	193	90	2.14:1
5	Marty Haws, 1986-90	502	244	2.06:1
6	Alex Barcello, 2019-	174	86	2.01:1
7	Randy Reid, 1992-96	458	232	1.97:1
8	TJ Haws, 2016-20	603	309	1.95:1
9	Kyle Collinsworth, 2010-11, 13-16	703	367	1.92:1
10	Matt Montague, 1996-97, 99-02	570	300	1.90:1

\*Minimum 50 Games Played and 3.0 APG

Turnovers

Rk	Name, Years	G	TO	Avg
1	Danny Ainge, 1977-81	118	379	3.2
2	Kyle Collinsworth, 2010-11, 13-16	140	367	2.6
3	Fred Roberts, 1978-82	119	360	3.0
4	Michael Smith, 1983-84, 86-89	122	359	2.9
5	Jimmer Fredette, 2007-11	139	350	2.5
6	Devin Durrant, 1978-80, 82-84	117	339	2.9
7	TJ Haws, 2016-20	133	309	2.3
8	Matt Montague, 1996-97, 99-02	122	300	2.5
9	Brandon Davies, 2009-13	135	283	2.1
10	Yoeli Childs, 2016-20	119	266	2.2
11	Mekeli Wesley, 1997-01	115	255	2.2
12	Marty Haws, 1986-90	123	244	2.0
	Mark Bigelow, 1998-99, 01-04	120	244	2.0
	Tyler Haws, 2009-10, 12-15	139	244	1.8
15	Matt Carlino, 2011-14	96	243	2.5
16	Nathan Call, 1986-88, 90-92	129	236	1.8
17	Randy Reid, 1992-96	125	232	1.9
18	Russell Larson, 1991-95	129	231	1.8
19	Mark Durrant, 1989-90, 92-95	128	229	1.8
20	Austin Ainge, 2003-07	101	227	2.2

Active, Career: Gideon George - 68

Personal Fouls

Rk	Name, Years	G	PF	Avg
1	Nate Austin, 2011-16	153	425	2.8
2	Russell Larson, 1991-95	129	408	3.2
3	Brandon Davies, 2009-13	135	406	3.0
4	Danny Ainge, 1977-81	118	393	3.3
5	Eric Nielsen, 1996-97, 99-02	122	391	3.2
6	Mekeli Wesley, 1997-01	115	378	3.3
7	Mark Durrant, 1989-90, 92-95	128	374	2.9
8	Greg Kite, 1979-83	112	365	3.3
9	Randy Reid, 1992-96	125	348	2.8
10	Alan Taylor, 1976-80	110	341	3.1
11	Lee Cummond, 2005-09	131	336	2.6
12	Fred Roberts, 1978-82	119	333	2.8
	Ken Roberts, 1990-91, 93-96	126	333	2.6
14	Jay Cheesman, 1973-77	103	331	3.2
15	Devin Durrant, 1978-80, 82-84	117	326	2.8
16	Michael Smith, 1983-84, 86-89	122	320	2.6
17	Jackson Emery, 2005-06, 08-11	133	314	2.4
18	Jeff Chatman, 1984-88	122	308	2.5
19	Jared Jensen, 2001-05	118	303	2.6
20	Nathan Cooper, 1995-96, 98-01	122	302	2.5
	Kyle Collinsworth, 2010-11, 13-16	140	302	2.5
	Luke Worthington, 2013-15, 17-19	131	302	2.3

Active, Career: Gideon George - 113

Times Disqualified

Rk	Name, Years	DQ
1	Greg Kite, 1979-83	24
2	Jay Cheesman, 1973-77	23
3	Mark Durrant, 1989-90, 92-95	22
	Alan Taylor, 1976-80	22
	Steve Craig, 1975-76, 78-81	22
6	Roy Thacker, 1956-59	20
	Nate Austin, 2011-16	20
8	Danny Ainge, 1977-81	19
	Tom Gneiting, 1984-87	19
10	Russell Larson, 1991-95	18
	Eric Nielsen, 1996-97, 99-02	18
	Nick Matejina, 1951-54	18
13	Fred Roberts, 1978-82	15
	Glen Roberts, 1976-79	15
15	Travis Hansen, 2000-03	12
	Gary Earnest, 1958-61	12
17	Brandon Davies, 2009-13	11
	Lee Cummond, 2005-09	11
	Devin Durrant, 1978-80, 82-84	11
	Jared Miller, 1990-93	11
	Chris Williams, 1973-76	11
	Troy Jones, 1973-76	11

Active, Career: Trevin Knell - 2, Atiki Ally Atiki - 2  
\*Nick Emery (2015-17, 18-19) was disqualified 12 times. His statistics from 2015-17 were vacated by the NCAA Committee on Infractions.

Games Played

Rk	Name, Years	GP
1	Nate Austin, 2011-16	153
2	Charles Abouo, 2008-12	141
3	Kyle Collinsworth, 2010-11, 13-16	140
4	Jimmer Fredette, 2007-11	139
	Tyler Haws, 2009-10, 2012-15	139
6	Brandon Davies, 2009-13	135
7	Noah Hartsock, 2008-12	134
	Zac Seljaas, 2015-16, 17-20	134
9	Jackson Emery, 2005-06, 08-11	133
	TJ Haws, 2016-20	133
11	Jonathan Tavernari, 2006-10	132
12	Lee Cummond, 2005-09	131
	Chris Miles, 2004-05, 07-10	131
	Luke Worthington, 2013-15, 17-19	131
15	Russell Larson, 1991-95	129
	Nathan Call, 1986-88, 90-92	129
	Anson Winder, 2011-15	129
18	Mark Durrant, 1989-90, 92-95	128
19	Ken Roberts, 1990-91, 93-96	126
20	Randy Reid, 1992-96	125

Active, Career: Trevin Knell - 81

Consecutive Games Played

Rk	Name, Years	#
1	Charles Abouo, 2008-12	141
2	TJ Haws, 2016-20	133
3	Lee Cummond, 2005-09	131
4	Mark Durrant, 1989-90, 92-95	128
5	Ken Roberts, 1990-91, 93-96	126
6	Jonathan Tavernari, 2006-10	124
7	Marty Haws, 1986-90	123
8	Jeff Chatman, 1984-88	122
	Nathan Cooper, 1995-96, 98-01	122
	Matt Montague, 1996-97, 99-02	122
	Eric Nielsen, 1996-97, 99-02	122
12	Mark Bigelow, 1998-99, 01-04	120
13	Fred Roberts, 1978-82	119
14	Devin Durrant, 1978-80, 82-84	117
15	Nathan Call, 1986-88, 90-92	107

Active, Career: Trevin Knell - 62

Games Started

Rk	Name, Years	GS
1	Tyler Haws, 2009-10, 12-15	137
2	TJ Haws, 2016-20	133
3	Kyle Collinsworth, 2010-11, 13-16	130
4	Randy Reid, 1992-96	123
5	Jeff Chatman, 1984-88	122
6	Ken Roberts, 1990-91, 93-96	121
7	Fred Roberts, 1978-82	119
	Mark Bigelow, 1998-99, 01-04	119
9	Danny Ainge, 1977-81	118
	Devin Durrant, 1978-80, 82-84	117
	Michael Smith, 1983-84, 86-89	117
12	Lee Cummond, 2005-09	116
13	Mekeli Wesley, 1997-01	112
14	Yoeli Childs, 2016-20	111
15	Jackson Emery, 2005-06, 08-11	105

Active, Career: Gideon George - 27



Consecutive Games Started

Table with 4 columns: Rk, Name, Years, #. Lists players and their consecutive games started.

Minutes Played

Table with 4 columns: Rk, Name, Years, G, Min, Avg. Lists players and their minutes played.

Active, Career: Trevin Knell - 1,235

Most Overall Victories

Table with 3 columns: Rk, Name, Years, #. Lists players and their total victories.

Highest Winning Percentage (Min. 75 GP)\*

Table with 5 columns: Rk, Name, Years, GP, W, L, Pct. Lists players and their winning percentages.

\*Minimum 75 Games Played

Triple-Doubles

Table with 3 columns: Rk, Name, Years, T-D. Lists players and their triple-doubles.

Double-Doubles

Table with 3 columns: Rk, Name, Years, D-D. Lists players and their double-doubles.

Active, Career: Fousseyni Traore - 9

Consecutive Double-Doubles

Table with 3 columns: Rk, Name, Years, #. Lists players and their consecutive double-doubles.

Consecutive Free Throws Made

Table with 3 columns: Rk, Name, Years, #. Lists players and their consecutive free throws made.

Double-Figure Scoring Games

Table with 3 columns: Rk, Name, Years, #. Lists players and their double-figure scoring games.

Active, Career: Gideon George - 21

Consecutive Double-Figure Scoring Games

Table with 3 columns: Rk, Name, Years, #. Lists players and their consecutive double-figure scoring games.

20-20 Games (Points-Rebounds)

Table with 3 columns: Rk, Name, Years, #. Lists players and their 20-20 games.

20-Point Games

Table with 3 columns: Rk, Name, Years, #. Lists players and their 20-point games.

Active, Career: Fousseyni Traore - 1, Gideon George - 1, Trevin Knell - 1

Consecutive 20-Point Games

Table with 3 columns: Rk, Name, Years, #. Lists players and their consecutive 20-point games.

30-Point Games

Table with 3 columns: Rk, Name, Years, #. Lists players and their 30-point games.

\*Team records from 2015-16 and 2016-17 were vacated by the NCAA Committee on Infractions



Consecutive 30-Point Games

Rk	Name, Years	#
1	Devin Durrant, 12/28/83 to 1/26/84	6
2	Jimmer Fredette, 3/11/11 to 3/24/11	5
3	Kresimir Cosic, 12/3/71 to 12/9/71	3
	Michael Smith, 12/23/86 to 12/29/86	3
	Michael Smith, 1/12/89 to 1/19/89	3
	Jimmer Fredette, 3/11/10 to 3/18/10	3
	Jimmer Fredette, 1/22/11 to 1/29/11	3
	Yoeli Childs, 12/1/18 to 12/8/18	3
9	Dick Nemelka, 12/3/65 to 12/4/65	2
	Dick Nemelka, 12/29/65 to 12/30/65	2
	John Fairchild, 2/6/65 to 2/11/65	2
	Danny Ainge, 2/28/81 to 3/7/81	2
	Devin Durrant, 2/14/84 to 2/16/84	2
	Devin Durrant, 3/1/84 to 3/3/84	2
	Michael Smith, 12/19/87 to 12/29/87	2
	Michael Smith, 12/1/88 to 12/3/88	2
	Michael Smith, 2/16/89 to 2/18/89	2
	Michael Smith, 3/4/89 to 3/10/89	2
	Rafael Araujo, 12/2/03 to 12/6/03	2
	Jimmer Fredette, 3/2/11 to 3/5/11	2
	Tyler Haws, 1/9/14 to 1/11/14	2
	Tyler Haws, 1/30/14 to 2/1/14	2
	Tyler Haws, 12/2/14 to 12/6/14	2

40-Point Games

Rk	Name, Years	#
1	Jimmer Fredette, 2007-11	6
2	Tyler Haws, 2009-10, 12-15	2
3	Dave Eastis, 1958-61	1
	Bob Skousen, 1958-59, 61-63	1
	John Fairchild, 1963-65	1
	Dick Nemelka, 1963-66	1
	Danny Ainge, 1977-81	1
	Timo Saarelainen, 1980-85	1
	Marty Haws, 1986-90	1
	Chase Fischer, 2014-16	1

15-Rebound Games

Rk	Name, Years	#
1	Kresimir Cosic, 1970-73	21
2	John Fairchild, 1963-65	17
3	Bruce Burton, 1960-63	10
	Jim Eakins, 1965-68	10
	Alan Taylor, 1976-80	10
	Steve Trumbo, 1978-82	10
7	Paul Ruffner, 1968-70	9
8	Mark Handy, 1973-77	7
9	Kyle Collinsworth, 2010-11, 13-16	6
10	Craig Raymond, 1964-67	5
	Brian Ambrozich, 1971-73	5
	Brett Applegate, 1982-84	5
	Trent Plaisted, 2004-08	5
	Yoeli Childs, 2016-20	5
15	Dave Eastis, 1958-61	4
	Mark Miller, 1959-60, 62-63	4
	Kari Liimo, 1966-69	4
	Greg Kite, 1979-83	4
	Brandon Davies, 2009-13	4
	Nate Austin, 2011-14	4

Active, Career: Fousseyni Traore - 3

20-Rebound Games

Rk	Name, Years	#
1	John Fairchild, 1963-65	5
2	Kresimir Cosic, 1970-73	3
3	Mel Hutchins, 1947-48, 49-51	2
	Alan Taylor, 1976-80	2
5	John Benson, 1954-57	1
	John Nicoll, 1957-59	1
	Bob Skousen, 1958-59, 61-63	1
	Mark Miller, 1959-60, 62-63	1
	Bruce Burton, 1960-63	1
	Bill Blumenthal, 1961-64	1
	Craig Raymond, 1964-67	1
	Scott Warner, 1967-70	1
	Brian Ambrozich, 1971-73	1
	Mark Handy, 1973-77	1
	Steve Trumbo, 1978-82	1
	Brandon Davies, 2009-13	1
	Kyle Davis, 2015-17	1

10-Assists Games

Rk	Name, Years	#
1	Kyle Collinsworth, 2010-11, 13-16	18
2	Matt Montague, 1996-97, 99-02	10
3	Nathan Call, 1986-88, 90-92	6
4	Danny Ainge, 1977-81	5
	Randy Reid, 1992-96	5
6	Mike May, 1976-78	4
	TJ Haws, 2016-20	4
8	Scott Runia, 1976-80	3
	Marty Haws, 1986-90	3
	Matt Carlino, 2011-14	3
11	Kresimir Cosic, 1970-73	2
	Averian Parrish, 1985-86	2
	Brian Taylor, 1984-86, 86-88	2
	Robbie Reid, 1993-95	2
	Jimmer Fredette, 2007-11	2

5-Blocks Games

Rk	Name, Years	#
1	Shawn Bradley, 1990-91	22
2	Greg Kite, 1979-83	12
3	Alan Taylor, 1976-80	3
	Trent Plaisted, 2004-08	3
5	Alan Pollard, 1984-86	2
	Russell Larson, 1991-95	2
	James Anderson, 2008-11	2
	Yoeli Childs, 2016-20	2
	Matt Haarms, 2020-21	2

3-Blocks Games

Rk	Name, Years	#
1	Greg Kite, 1979-83	35
2	Shawn Bradley, 1990-91	28
3	Noah Hartsock, 2008-12	24
4	Russell Larson, 1991-95	21
5	Yoeli Childs, 2016-20	17
6	Alan Taylor, 1976-80	13
	Eric Mika, 2013-14, 16-17	13
8	Alan Pollard, 1984-86	10
	Jeff Chatman, 1984-88	10
10	Trent Plaisted, 2004-08	9
11	Jim Usevitch, 1982-84, 86-88	8
	Lee Cummond, 2005-09	8
	Brandon Davies, 2009-13	8
	Matt Haarms, 2020-21	8
15	Corbin Kaufusi, 2014-17	7

Active, Career: Fousseyni Traore - 5

5-Steals Games

Rk	Name, Years	#
1	Jackson Emery, 2005-06, 08-11	13
2	Kyle Collinsworth, 2010-11, 13-16	6
3	Marty Haws, 1986-90	5
4	Danny Ainge, 1977-81	4
	Robbie Reid, 1993-95	4
6	Brett Applegate, 1982-84	3
	Scott Sinek, 1981-85	3
	Mike Hall, 2003-05	3
	Brandon Davies, 2009-13	3
10	Nathan Call, 1986-88, 90-92	2
	Terrell Lyday, 1999-01	2
	Matt Montague, 1996-97, 99-02	2
	Kevin Woodberry, 2002-04	2
	Lee Cummond, 2005-09	2
	Jonathan Tavernari, 2006-10	2
	Jimmer Fredette, 2007-11	2
	Matt Carlino, 2011-14	2

3-Steals Games

Rk	Name, Years	#
1	Jackson Emery, 2005-06, 08-11	39
2	Kyle Collinsworth, 2010-11, 13-16	35
3	Danny Ainge, 1977-81	30
4	Matt Carlino, 2011-14	25
5	Marty Haws, 1986-90	23
6	Jonathan Tavernari, 2006-10	21
7	Nathan Call, 1986-88, 90-92	17
	Russell Larson, 1991-95	17
	Jimmer Fredette, 2007-11	17
10	Scott Runia, 1976-80	16
11	Scott Sinek, 1981-85	15
	TJ Haws, 2016-20	15
13	Rafael Araujo, 2002-04	14
	Brandon Davies, 2009-13	14
15	Robbie Reid, 1993-95	13
	Tyler Haws, 2009-10, 12-15	13
17	Terrell Lyday, 1999-01	12
	Mark Bigelow, 1998-99, 01-04	12
	Lee Cummond, 2005-09	12

Active, Career: Seneca Knight - 2, Gideon George - 2

5 3-Pointers Games

Rk	Name, Years	#
1	Chase Fischer, 2014-16	14
2	Jonathan Tavernari, 2006-10	13
	Jimmer Fredette, 2007-11	13
4	Jackson Emery, 2005-06, 08-11	11
5	Matt Carlino, 2011-14	6
	Jake Toolson, 2014-16, 19-20	6
7	Alex Barcello, 2019-22	5
	Terrell Lyday, 1999-01	5
	Mike Rose, 2003-07	5
	Elijah Bryant, 2016-18	5
	Zac Seljaas, 2015-16, 17-20	5

Current, active: Trevin Knell - 2, Gideon George - 2

\*Nick Emery (2015-17, 18-19) had nine games with five 3-pointers. His statistics from 2015-17 were vacated by the NCAA Committee on Infractions.

3 3-Pointers Games

Rk	Name, Years	#
1	Jimmer Fredette, 2007-11	47
	TJ Haws, 2016-20	47
3	Jonathan Tavernari, 2006-10	46
4	Chase Fischer, 2014-16	39
5	Mark Bigelow, 1998-99, 01-04	34
	Jackson Emery, 2005-06, 08-11	34
7	Alex Barcello, 2019-22	31
8	Matt Carlino, 2011-14	25
9	Mike Rose, 2003-07	24
10	Nick Sanderson, 1991-93	22
11	Andy Toolson, 1984-85, 87-90	21
12	Tyler Haws, 2009-10, 12-15	19
13	Elijah Bryant, 2016-18	17
	Jake Toolson, 2014-16, 19-20	17
15	Robbie Reid, 1993-95	16
	Terrell Lyday, 1999-01	16
	Zac Seljaas, 2015-16, 17-20	16
18	Mark Heslop, 1988-92	15
	Austin Ainge, 2003-07	15

Current, active: Trevin Knell - 11

\*Nick Emery (2015-17, 18-19) had 36 games with three 3-pointers. His statistics from 2015-17 were vacated by the NCAA Committee on Infractions.

Consecutive Games with a 3-Pointer

Rk	Name, Years	#
1	Jimmer Fredette, 12/8/10 to 3/24/11	28
2	Chase Fischer, 12/23/15 to 3/29/16	26
3	Jackson Emery, 1/27/10 to 12/8/10	24
	Elijah Bryant, 11/11/17 to 2/1/18	24
5	TJ Haws, 11/25/19 to 2/15/20	23
6	Mark Bigelow, 2/13/99 to 1/15/02	22
	Jonathan Tavernari, 11/29/08 to 2/24/09	22
8	Terrell Lyday, 11/20/00 to 2/12/01	21
	TJ Haws, 1/14/17 to 11/24/17	21

\*Nick Emery (2015-17, 18-19) set the record of 32 between his freshman and sophomore seasons. He also had a streak of 21 as a freshman in 2015-16. Those statistics were vacated by the NCAA Committee on Infractions.

Highest Points Available Percentage (Minimum 500 Points)

Rk	Name vs. Opponent, Date	Pts	PA	PAP
1	Jared Jensen, 2001-05 (287-506 FG, 0-0 3FG, 271-335 FT)	845	1347	.627
2	Russell Larson, 1991-95 (660-1,188 FG, 24-65 3FG, 541-673 FT)	1885	3114	.605
3	Gary Trost, 1987-88, 90-93 (420-742 FG, 6-16 3FG, 359-496 FT)	1205	1996	.6037
4	Ken Roberts, 1990-91, 93-96 (561-1,027 FG, 19-42 3FG, 511-641 FT)	1652	2737	.6036
5	Tom Gneiting, 1984-87 (244-444 FG, 1-1 3FG, 237-338 FT)	726	1227	.592
6	Fred Roberts, 1978-82 (687-1,259 FG, 0-0 3FG, 467-602 FT)	1841	3120	.5901
7	Devin Durrant, 1978-80, 82-84 (832-1,527 FG, 0-0 3FG, 275-390 FT)	2285	3874	.5898
8	Jim Usevitch, 1982-84, 86-88 (315-578 FG, 0-0 3FG, 275-390 FT)	905	1546	.585
9	Alan Taylor, 1976-80 (504-874 FG, 0-0 3FG, 276-454 FT)	1284	2202	.583
10	Rafael Araujo, 2002-04 (366-646 FG, 11-41 3FG, 192-278 FT)	935	1611	.580
11	Noah Hartsock, 2008-12 (461-847 FG, 39-99 3FG, 230-281 FT)	1191	2074	.574
12	Eric Mika, 2013-14, 16-17 (372-705 FG, 0-1 3FG, 336-475 FT)	1080	1886	.574
13	Jared Miller, 1990-93 (306-550 FG, 0-2 3FG, 135-203 FT)	747	1305	.572
14	Jeff Chatman, 1984-88 (751-1,369 FG, 0-3 3FG, 322-477 FT)	1824	3218	.5668
15	Danny Ainge, 1977-81 (987-1,875 FG, 0-0 3FG, 493-604 FT)	2467	4354	.5666



# INDIVIDUAL CAREER RECORDS/INDIVIDUAL SEASON RECORDS

@BYUMB

(Minimum 500 Points)

Rk	Name, Seasons	Pts	FGA	Ratio
1	Jared Jensen, 2001-05	845	506	1.670
2	Tom Gneiting, 1984-87	726	444	1.635
3	Gary Trost, 1987-88, 90-93	1205	742	1.624
4	Ken Roberts, 1990-91, 93-96	1652	1027	1.609
5	Russell Larson, 1991-95	1885	1188	1.587
6	Jim Usevitch, 1982-84, 86-88	909	578	1.573
7	Brian Taylor, 1982-84, 86-88	754	484	1.558
8	Eric Mika, 2013-14, 16-17	1080	705	1.532
9	Mark Durrant, 1989-90, 92-95	687	458	1.500
10	Elijah Bryant, 2016-18	905	604	1.498
11	Devin Durrant, 1978-80, 82-84	2285	1527	1.4964
12	Lee Cummond, 2005-09	1569	1049	1.4957
13	Nathan Call, 1986-88, 90-92	728	489	1.489
14	Alan Taylor, 1976-80	1284	874	1.469
15	Fred Roberts, 1978-82	1841	1259	1.462

Highest Effective Field Goal Percentage

(Minimum 500 Points)

Rk	Name, Seasons	FG	3FG	eFG%
1	Lee Cummond, 2005-09	561-1049	153-355	.608
2	Mike Rose, 2003-07	205-487	163-381	.588
3	Alex Barcello, 2019-22	449-930	194-429	.5871
4	Jake Toolson, 2014-16, 19-20	207-445	108-240	.5865
5	Jackson Emery, 2005-06, 08-11	409-899	230-601	.583
6	Zac Seljaas, 2015-16, 17-19	297-661	171-433	.579
7	Nathan Call, 1986-88, 90-92	227-489	110-241	.5767
8	Alan Taylor, 1976-80	504-874	0-0	.5766
9	Rafael Araujo, 2002-04	366-646	11-41	.575
10	Mark Heslop, 1988-92	232-516	126-283	.572
11	Gary Trost, 1987-88, 90-93	420-742	6-16	.570
12	Noah Hartsock, 2008-12	461-847	39-99	.5673
13	Jared Jensen, 2001-05	287-506	0-0	.5672
14	Russell Larson, 1991-95	660-1188	24-65	.566
15	Andy Toolson, 1984-85, 87-90	471-958	141-323	.565

$eFG\% = (FG + 0.5 * 3P) / FGA$

## Individual Season Records

Points

Rk	Name, Year	G	Pts	Avg
1	Jimmer Fredette, 2010-11	37	1,068	28.9
2	Devin Durrant, 1983-84	31	866	27.9
3	Danny Ainge, 1980-81	32	782	24.4
4	Tyler Haws, 2012-13	36	780	21.7
5	Tyler Haws, 2014-15	35	776	22.2
6	Tyler Haws, 2013-14	33	767	23.2
7	Michael Smith, 1988-89	29	765	26.4
8	Jimmer Fredette, 2009-10	34	751	22.1
9	Eric Mika, 2016-17	34	691	20.3
10	Michael Smith, 1987-88	32	679	21.2
	Yoeli Childs, 2018-19	32	679	21.2
12	Chase Fischer, 2015-16	37	673	18.2
13	Devin Durrant, 1982-83	29	662	22.8
14	Michael Smith, 1986-87	32	643	20.1
15	Timo Saarelainen, 1984-85	29	639	22.0
16	Russell Larson, 1993-94	32	637	19.9
	Brandon Davies, 2012-13	36	637	17.7
18	Elijah Bryant, 2017-18	35	636	18.2
19	Danny Ainge, 1977-78	30	632	21.1
20	Yoeli Childs, 2017-18	35	624	17.8

Scoring Average\*

Rk	Name, Year	G	Pts	Avg
1	Jimmer Fredette, 2010-11	37	1,068	28.9
2	Devin Durrant, 1983-84	31	866	27.9
3	Michael Smith, 1988-89	29	765	26.4
4	Danny Ainge, 1980-81	32	782	24.4
5	Dick Nemelka, 1965-66	25	599	24.0
6	Tyler Haws, 2013-14	33	767	23.2
7	Devin Durrant, 1982-83	29	662	22.8
8	Kresimir Cosic, 1971-72	26	581	22.3
9	Tyler Haws, 2014-15	35	776	22.2
10	Jimmer Fredette, 2009-10	34	751	22.1
11	Timo Saarelainen, 1984-85	29	639	22.0
12	Tyler Haws, 2012-13	36	780	21.7
13	John Fairchild, 1964-65	28	602	21.5
14	Michael Smith, 1987-88	32	679	21.2
	Yoeli Childs, 2018-19	32	679	21.2
16	Danny Ainge, 1977-78	30	632	21.1
17	Eric Mika, 2016-17	34	691	20.32
18	John Fairchild, 1963-64	25	507	20.28
19	Doug Richards, 1973-74	26	527	20.27
20	Kresimir Cosic, 1972-73	26	525	20.19

\*Minimum 20 Games Played

Field Goals Made

Rk	Name, Year	FG
1	Jimmer Fredette, 2010-11	346
2	Devin Durrant, 1983-84	312
3	Danny Ainge, 1980-81	309
4	Michael Smith, 1988-89	286
5	Tyler Haws, 2012-13	276
6	Tyler Haws, 2014-15	258
	Yoeli Childs, 2018-19	258
8	Michael Smith, 1986-87	253
	Jeff Chatman, 1987-88	253
10	Tyler Haws, 2013-14	252
11	Michael Smith, 1987-88	248
12	Yoeli Childs, 2017-18	246
13	Danny Ainge, 1977-78	243
14	Dick Nemelka, 1965-66	242
15	Roland Minson, 1950-51	239
16	Keena Young, 2006-07	236
17	Eric Mika, 2016-17	233
18	Timo Saarelainen, 1984-85	232
19	Devin Durrant, 1982-83	231
20	Jeff Chatman, 1985-86	230

Field Goal Attempts

Rk	Name, Year	FGA
1	Jimmer Fredette, 2010-11	765
2	Roland Minson, 1950-51	627
3	Danny Ainge, 1980-81	596
4	Michael Hutchins, 1950-51	575
5	Tyler Haws, 2012-13	571
6	Tom Steinke, 1956-57	565
7	Joe Richey, 1952-53	554
8	Michael Smith, 1988-89	545
9	Tyler Haws, 2013-14	544
10	Devin Durrant, 1983-84	543
11	Tyler Haws, 2014-15	538
12	Joe Nelson, 1949-50	528
13	Chase Fischer, 2015-16	509
	Yoeli Childs, 2018-19	509
15	Michael Smith, 1986-87	497
16	Jimmer Fredette, 2009-10	491
17	Michael Smith, 1987-88	489
18	Timo Saarelainen, 1984-85	487
19	Danny Ainge, 1977-78	473
20	Terry Tebbs, 1955-56	464

\*Nick Emery attempted 478 field goals in 2015-16. His statistics from 2015-17 were vacated by the NCAA Committee on Infractions.

Field Goal Percentage\*

Rk	Name, Year	FG	FGA	Pct
1	Gavin Baxter, 2018-19	59	91	.648
2	Russell Larson, 1992-93	135	214	.631
3	Kolby Lee, 2019-20	85	136	.625
4	Jim Usevitch, 1983-84	85	137	.620
5	Tom Gneiting, 1986-87	90	146	.616
6	Corbin Kaufusi, 2015-16	79	129	.612
7	Eric Nielsen, 2000-01	77	127	.606
8	Richard Harward, 2020-21	65	108	.602
9	Alan Taylor, 1979-80	138	231	.5974
10	Gary Trost, 1990-91	80	134	.5970
11	Jeff Chatman, 1987-88	253	425	.595
12	Jared Jensen, 2001-02	88	149	.591
13	Fousseyni Traore, 2021-22	126	214	.589
14	Fred Roberts, 1979-80	151	257	.588
15	Alan Taylor, 1978-79	148	252	.5873
16	Gary Furniss, 1982-83	61	105	.581
17	Fred Roberts, 1980-81	216	373	.579
18	Eric Nielsen, 1999-00	74	128	.578
19	Ken Roberts, 1993-94	142	246	.577
20	Jared Miller, 1991-92	92	160	.5750

\*Minimum 50 FG Made

Field Goal Percentage\*

Rk	Name, Year	FG	FGA	Pct
1	Russell Larson, 1992-93	135	214	.631
2	Alan Taylor, 1979-80	138	231	.597
3	Jeff Chatman, 1987-88	253	425	.595
4	Fousseyni Traore, 2021-22	126	214	.589
5	Fred Roberts, 1979-80	151	257	.588
6	Alan Taylor, 1978-79	148	252	.5873
7	Fred Roberts, 1980-81	216	373	.579
8	Ken Roberts, 1993-94	142	246	.577
9	Devin Durrant, 1983-84	312	543	.575
10	Yoeli Childs, 2019-20	175	305	.574
11	Rafael Araujo, 2003-04	211	368	.5733
12	Jared Miller, 1992-93	161	281	.5729
13	Lee Cummond, 2007-08	198	348	.569
14	Steve Schreiner, 1989-90	135	238	.567
15	Noah Hartsock, 2011-12	216	382	.5650
16	Alan Taylor, 1977-78	170	301	.5647
17	Gary Trost, 1991-92	160	284	.563
18	Gary Trost, 1992-93	174	310	.561
19	Jim Usevitch, 1987-88	170	304	.559
20	Silester Rivers, 1998-99	109	195	.55897

\*Minimum 100 FG Made



3-Point Field Goals

Rk	Name, Year	3FG
1	Jimmer Fredette, 2010-11	124
2	Chase Fischer, 2015-16	112
3	Chase Fischer, 2014-15	103
4	Jackson Emery, 2010-11	92
5	Alex Barcello, 2021-22	88
	Jonathan Tavernari, 2007-08	88
7	Jonathan Tavernari, 2008-09	85
	Jackson Emery, 2009-10	85
	Elijah Bryant, 2017-18	85
	Jake Toolson, 2019-20	85
11	Jimmer Fredette, 2009-10	77
12	TJ Haws, 2016-17	76
13	Andy Toolson, 1989-90	74
14	Nick Sanderson, 1992-93	73
15	Danny Bower, 1997-98	68
	Zac Seljaas, 2015-16	68
17	Terrell Lyday, 1999-00	67
18	Mark Bigelow, 2001-02	65
19	Mark Bigelow, 2002-03	63
	Jonathan Tavernari, 2009-10	63

\*Nick Emery made 97 3-point field goals in 2015-16 and 75 in 2016-17. His statistics from 2015-17 were vacated by the NCAA Committee on Infractions.

3-Point Field Goal Attempts

Rk	Name, Year	3FGA
1	Jimmer Fredette, 2010-11	313
2	Chase Fischer, 2015-16	305
3	Jackson Emery, 2010-11	255
4	Chase Fischer, 2014-15	248
5	Jonathan Tavernari, 2007-08	234
6	Jonathan Tavernari, 2008-09	223
7	Alex Barcello, 2021-22	209
	Nick Sanderson, 1992-93	209
9	Elijah Bryant, 2017-18	205
10	Jackson Emery, 2009-10	197
11	TJ Haws, 2016-17	188
12	Danny Bower, 1997-98	187
13	Jake Toolson, 2019-20	181
14	Matt Carlino, 2013-14	177
15	Jimmer Fredette, 2009-10	175
16	Terrell Lyday, 1999-00	170
17	Matt Carlino, 2012-13	167
18	Robbie Reid, 1994-95	165
19	Jonathan Tavernari, 2009-10	163
20	TJ Haws, 2017-18	162
	TJ Haws, 2018-19	162

\*Nick Emery attempted 253 3s in 2015-16 and 202 in 2016-17. His statistics from 2015-17 were vacated by the NCAA Committee on Infractions.

3-Point Field Goal Percentage\*

Rk	Name, Year	3FG	3FGA	Pct
1	Nathan Call, 1991-92	45	85	.529
2	Zac Seljaas, 2015-16	68	136	.500
3	Andy Toolson, 1989-90	74	151	.490
4	Alex Barcello, 2019-20	53	109	.486
5	Brock Reichner, 2005-06	53	110	.482
6	Skyler Halford, 2014-15	52	108	.481
7	Austin Ainge, 2006-07	56	117	.479
8	Alex Barcello, 2020-21	53	111	.477
9	Lee Cumnard, 2007-08	60	127	.472
10	Jake Toolson, 2019-20	85	181	.470
11	Mike Rose, 2006-07	61	131	.466
12	Mark Heslop, 1991-92	58	127	.457
13	Jimmer Fredette, 2009-10	77	175	.440
14	Lee Cumnard, 2006-07	40	92	.435
15	Michael Smith, 1987-88	49	113	.434
16	Jackson Emery, 2009-10	85	197	.431
17	Sam Burgess, 2007-08	56	132	.4242
18	Luiz Lemes, 2003-04	36	85	.4235
19	Alex Barcello, 2021-22	88	209	.421
20	Mark Bigelow, 2001-02	65	154	.4220

\*Minimum 35 3FG Made

3-Point Field Goal Percentage\*

Rk	Name, Year	3FG	3FGA	Pct
1	Andy Toolson, 1989-90	74	151	.490
2	Jake Toolson, 2019-20	85	181	.470
3	Jimmer Fredette, 2009-10	77	175	.440
4	Jackson Emery, 2009-10	85	197	.431
5	Alex Barcello, 2021-22	88	209	.421
6	Chase Fischer, 2014-15	103	248	.4153
7	Elijah Bryant, 2017-18	85	205	.4146
8	TJ Haws, 2016-17	76	188	.404
9	Jimmer Fredette, 2010-11	124	313	.396
10	Jonathan Tavernari, 2008-09	85	223	.381

\*Minimum 70 3FG Made

\*Nick Emery shot .383 from 3-point range in 2015-16 and .371 in 2016-17. His statistics from 2015-17 were vacated by the NCAA Committee on Infractions.

3-Point Field Goals Per Game\*

Rk	Name, Year	G	3FG	3FG/G
1	Jimmer Fredette, 2010-11	37	124	3.35
2	Chase Fischer, 2014-15	34	103	3.029
3	Chase Fischer, 2015-16	37	112	3.027
4	Jake Toolson, 2019-20	32	85	2.66
5	Jonathan Tavernari, 2008-09	33	85	2.58
6	Alex Barcello, 2021-22	35	88	2.514
	Jonathan Tavernari, 2007-08	35	88	2.514
8	Jackson Emery, 2010-11	37	92	2.49
9	Andy Toolson, 1989-90	30	74	2.47
10	Jackson Emery, 2009-10	35	85	2.43
	Elijah Bryant, 2017-18	35	85	2.43
12	Danny Bower, 1997-98	30	68	2.267
13	Jimmer Fredette, 2009-10	34	77	2.265
14	TJ Haws, 2016-17	34	76	2.235
15	Mark Bigelow, 2001-02	30	65	2.167
6	Nick Sanderson, 1992-93	34	73	2.147
17	Trent Whiting, 2001-02	26	55	2.115
18	Terrell Lyday, 1999-00	33	67	2.03
19	Mark Bigelow, 2002-03	32	63	1.97
20	Alex Barcello, 2020-21	27	53	1.96

\*Minimum 20 Games Played

\*Nick Emery made 2.7 3s/game in 2015-16 and 2.2/game in 2016-17. His statistics from 2015-17 were vacated by the NCAA Committee on Infractions.

Free Throws Made

Rk	Name, Year	FT
1	Jimmer Fredette, 2010-11	252
2	Devin Durrant, 1983-84	242
3	Eric Mika, 2016-17	225
4	Jimmer Fredette, 2009-10	224
5	Tyler Haws, 2013-14	223
6	Tyler Haws, 2014-15	206
7	Devin Durrant, 1982-83	200
8	Ken Roberts, 1995-96	187
9	Tyler Haws, 2012-13	185
10	Russell Larson, 1993-94	181
11	Mekeli Wesley, 2000-01	179
12	Timo Saarelainen, 1984-85	175
13	Brandon Davies, 2012-13	174
14	Fred Roberts, 1980-81	171
15	John Benson, 1956-57	170
16	Kresimir Cosic, 1971-72	167
17	John Fairchild, 1964-65	166
	Gary Trost, 1992-93	166
	Bernie Fryer, 1970-71	166
20	TJ Haws, 2018-19	165

Free Throw Attempts

Rk	Name, Year	FTA
1	Devin Durrant, 1983-84	307
2	Eric Mika, 2016-17	295
3	Jimmer Fredette, 2010-11	282
4	Timo Saarelainen, 1984-85	262
5	Devin Durrant, 1982-83	261
6	Trent Plaisted, 2007-08	260
7	Brandon Davies, 2012-13	255
8	Tyler Haws, 2013-14	253
9	Jimmer Fredette, 2009-10	251
10	Tyler Haws, 2014-15	236
11	Ken Roberts, 1995-96	230
12	Kyle Collinsworth, 2015-16	224
13	Bernie Fryer, 1970-71	222
	Mekeli Wesley, 2000-01	222
15	Russell Larson, 1993-94	221
16	Fred Roberts, 1980-81	220
17	Gary Trost, 1992-93	218
18	John Benson, 1956-57	212
19	Tyler Haws, 2012-13	211
20	Brandon Davies, 2011-12	210

Free Throw Percentage\*

Rk	Name, Year	FT	FTA	Pct
1	Michael Smith, 1988-89	160	173	.925
2	Tyler Haws, 2009-10	110	120	.917
3	Michael Smith, 1986-87	103	114	.904
4	Bob Quinney, 1964-65	55	61	.902
	Chris Nikchevich, 1983-84	55	61	.902
6	Jimmer Fredette, 2010-11	252	282	.894
7	Jimmer Fredette, 2009-10	224	251	.892
8	Tyler Haws, 2013-14	223	253	.8814
9	Skyler Halford, 2014-15	59	67	.8806
10	Scott Runia, 1978-79	50	57	.8772
11	Tyler Haws, 2012-13	185	211	.8770
12	Gary Batchelor, 1962-63	104	119	.8739
13	Brian Taylor, 1987-88	97	111	.8738
14	Tyler Haws, 2014-15	206	236	.873
15	Lee Cumnard, 2008-09	122	140	.871
16	TJ Haws, 2018-19	165	190	.868
17	Alex Barcello, 2021-22	115	133	.865
18	Danny Ainge, 1977-78	146	169	.864
19	Lee Cumnard, 2007-08	96	112	.857
20	Alex Barcello, 2020-21	83	97	.856

\*Minimum 50 FT Made

\*Nick Emery shot .854 from the free-throw line in 2015-16. His statistics from 2015-17 were vacated by the NCAA Committee on Infractions.

Free Throw Percentage\*

Rk	Name, Year	FT	FTA	Pct
1	Michael Smith, 1988-89	160	173	.925
2	Tyler Haws, 2009-10	110	120	.917
3	Michael Smith, 1986-87	103	114	.904
4	Jimmer Fredette, 2010-11	252	282	.894
5	Jimmer Fredette, 2009-10	224	251	.892
6	Tyler Haws, 2013-14	223	253	.881
7	Tyler Haws, 2012-13	185	211	.877
8	Gary Batchelor, 1962-63	104	119	.874
9	Tyler Haws, 2014-15	206	236	.873
10	Lee Cumnard, 2008-09	122	140	.871
11	TJ Haws, 2018-19	165	190	.868
12	Alex Barcello, 2021-22	115	133	.865
13	Danny Ainge, 1977-78	146	169	.864
14	Doug Howard, 1969-70	122	143	.853
15	Nick Sanderson, 1992-93	103	121	.851
16	Elijah Bryant, 2017-18	147	173	.850
17	Tom Steinke, 1956-57	105	124	.8468
18	Jimmer Fredette, 2008-09	116	137	.8467
19	Michael Smith 1987-88	134	159	.843
20	Noah Hartscock, 2011-12	128	152	.842

\*Minimum 100 FT Made

Rebounds

Rk	Name, Year	G	Reb	Avg
1	Mel Hutchins, 1950-51	37	471	12.7
2	Brett Applegate, 1983-84	31	352	11.4
3	John Fairchild, 1964-65	28	348	12.4
4	Steve Trumbo, 1980-81	32	342	10.7
5	Kresimir Cosic, 1970-71	27	341	12.6
6	Steve Trumbo, 1981-82	29	335	11.6
7	Kresimir Cosic, 1971-72	26	332	12.8
8	John Fairchild, 1963-64	25	330	13.2
9	John Benson, 1956-57	28	317	11.3
	Alan Taylor, 1979-80	29	317	10.9
11	Herschel Pedersen, 1955-56	26	314	12.1
12	Eric Mika, 2016-17	34	312	9.2
13	Yaeli Childs, 2018-19	32	309	9.7
14	John Nicoll, 1957-58	26	307	11.8
15	Rafael Araujo, 2003-04	30	303	10.1
	Kyle Collinsworth, 2015-16	37	303	8.2
17	Yaeli Childs, 2017-18	35	301	8.6
18	Herschel Pedersen, 1954-55	26	293	11.3
19	Nick Matejan, 1952-53	30	292	9.7
	Russell Larson, 1993-94	32	292	9.1



INDIVIDUAL SEASON RECORDS
@BYUMB

Rebounds Per Game\*

Table with columns: Rk, Name, Year, G, Reb, Avg. Lists players and their rebound statistics.

\*Minimum 20 Games Played

Offensive Rebounds

Table with columns: Rk, Name, Year, G, OReb, Avg. Lists players and their offensive rebound statistics.

Offensive Rebounds Per Game\*

Table with columns: Rk, Name, Year, G, OReb, Avg. Lists players and their offensive rebound per game statistics.

\*Minimum 20 Games Played

Assists

Table with columns: Rk, Name, Year, G, Ast, Avg. Lists players and their assist statistics.

Assists Per Game\*

Table with columns: Rk, Name, Year, G, Ast, Avg. Lists players and their assists per game statistics.

\*Minimum 20 Games Played

Blocks

Table with columns: Rk, Name, Year, G, Blk, Avg. Lists players and their block statistics.

Blocks Per Game\*

Table with columns: Rk, Name, Year, G, Blk, Avg. Lists players and their blocks per game statistics.

\*Minimum 20 Games Played

Steals

Table with columns: Rk, Name, Year, G, Stl, Avg. Lists players and their steal statistics.

\*Nick Emery had 55 steals in 2016-17 and 52 in 2015-16. His statistics from 2015-17 were vacated by the NCAA Committee on Infractions.

Steals Per Game\*

Table with columns: Rk, Name, Year, G, Stl, Avg. Lists players and their steals per game statistics.

\*Minimum 20 Games Played

\*Nick Emery averaged 1.618 steals in 2016-17. His statistics from 2015-17 were vacated by the NCAA Committee on Infractions.

# INDIVIDUAL SEASON RECORDS

#BYUHOOPS



## Assist-to-Turnover Ratio\*

Rk	Name, Year	A	TO	A:TO
1	Nathan Call, 1991-92	204	65	3.14:1
2	Randy Reid, 1995-96	142	50	2.84:1
3	L.J. Rose, 2016-17	117	42	2.79:1
4	Jackson Emery, 2008-09	100	36	2.78:1
5	Marty Perry, 1982-83	91	34	2.68:1
6	Matt Montague, 2001-02	217	82	2.65:1
7	Scott Sinek, 1984-85	95	36	2.64:1
8	Kevin Santiago, 1988-89	92	35	2.63:1
9	Marty Perry, 1983-84	94	36	2.61:1
10	Bob Capener, 1986-87	110	45	2.44:1
11	Marty Perry, 1984-85	114	47	2.43:1
12	Ben Murdock, 2007-08	125	52	2.40:1
13	Marty Haws, 1986-87	99	42	2.36:1
14	Chris Nikchevich, 1983-84	117	51	2.29:1
15	TJ Haws, 2019-20	185	82	2.26:1
16	TJ Haws, 2017-18	146	66	2.21:1
17	Kyle Collingsworth, 2015-16	275	126	2.18:1
18	Scott Runia, 1977-78	145	67	2.164:1
19	TJ Haws, 2018-19	162	75	2.160:1
20	Matt Carlino, 2013-14	151	70	2.157:1

\*Minimum 20 Games Played and 3.0 APG

## Turnovers

Rk	Name, Year	TO
1	Jimmer Fredette, 2010-11	131
2	Michael Smith, 1988-89	130
3	Kyle Collingsworth, 2015-16	126
4	Fred Roberts, 1981-82	109
5	Danny Ainge, 1977-78	104
	Fred Roberts, 1980-81	104
	Matt Montague, 1996-97	104
8	Danny Ainge, 1980-81	103
9	Michael Smith, 1987-88	101
10	Danny Ainge, 1978-79	100
	Brandon Davies, 2011-12	100
12	Devin Durrant, 1982-83	99
13	Matt Carlino, 2012-13	98
14	Austin Ainge, 2004-05	97
15	Kyle Collingsworth, 2014-15	96
16	Rafael Araujo, 2002-03	94
17	Jimmer Fredette, 2009-10	93
18	Robbie Reid, 1994-95	92
	Ron Selleaze, 1997-98	92
	Brandon Davies, 2012-13	92

## Personal Fouls

Rk	Name, Year	PF
1	Jared Miller, 1992-93	124
2	Nate Austin, 2013-14	119
3	Rafael Araujo, 2002-03	118
4	Corbin Kaufusi, 2014-15	117
5	Glen Roberts, 1977-78	114
	Greg Kite, 1980-81	114
	Brandon Davies, 2011-12	114
8	Danny Ainge, 1977-78	113
	Mekeli Wesley, 1999-00	113
10	Roland Minson, 1950-51	111
	Paul Ruffner, 1968-69	111
	Trent Plaisted, 2006-07	111
	Brandon Davies, 2012-13	111
14	Greg Kite, 1982-83	110
	Russell Larson, 1993-94	110
	Russell Larson, 1994-95	110
	Eric Nielsen, 2000-01	110
18	Shawn Bradley, 1990-91	109
19	Eric Mika, 2013-14	107
20	Mekeli Wesley, 1997-98	106

## Times Disqualified

Rk	Name, Year	DQ
1	Glen Roberts, 1977-78	11
2	Mel Hutchins, 1950-51	10
	Roy Thacker, 1958-59	10
	Keith Rice, 1977-78	10
5	Jay Cheesman, 1975-76	9
	Danny Ainge, 1977-78	9
	Alan Taylor, 1977-78	9
	Greg Kite, 1980-81	9
	Eric Nielsen, 2000-01	9
10	Steve Craig, 1980-81	8
	Greg Kite, 1982-83	8
	Tom Gneiting, 1985-86	8
	Mark Durrant, 1993-94	8
14	Nick Mateljan, 1952-53	7
	Gifford Nielsen, 1974-75	7
	Troy Jones, 1975-76	7
	Jay Cheesman, 1976-77	7
	Steve Craig, 1978-79	7
	Fred Roberts, 1978-79	7
	Alan Taylor, 1979-80	7
	Gary Furniss, 1982-83	7
	Tom Gneiting, 1984-85	7
	Eric Nielsen, 1999-00	7
	Rafael Araujo, 2002-03	7

## Games Played

Rk	Name, Year	GP
1	Mel Hutchins, 1950-51	37
	Roland Minson, 1950-51	37
	Jerry Romney, 1950-51	37
	Harold Christensen, 1950-51	37
	Charles Abouo, 2010-11	37
	Jackson Emery, 2010-11	37
	Jimmer Fredette, 2010-11	37
	Noah Hartsock, 2010-11	37
	Nate Austin, 2015-16	37
	Kyle Collingsworth, 2015-16	37
	Kyle Davis, 2015-16	37
	Chase Fischer, 2015-16	37
13	Joe Richey, 1950-51	36
	Charles Abouo, 2009-10	36
	Noah Hartsock, 2009-10	36
	Michael Loyd Jr., 2009-10	36
	Chris Miles, 2009-10	36
	Jonathan Tavernari, 2009-10	36
	Kyle Collingsworth, 2010-11	36
	Stephen Rogers, 2010-11	36
	Nate Austin, 2012-13	36
	Matt Carlino, 2012-13	36
	Craig Cusick, 2012-13	36
	Brandon Davies, 2012-13	36
	Tyler Haws, 2012-13	36
	Brock Zylstra, 2012-13	36
	Jordan Chatman, 2015-16	36
	Corbin Kaufusi, 2015-16	36

\*Nick Emery played in 36 games in 2015-16. His statistics from 2015-17 were vacated by the NCAA Committee on Infractions.

## Games Started

Rk	Name, Year	GS
1	Jimmer Fredette, 2010-11	37
	Kyle Davis, 2015-16	37
	Chase Fischer, 2015-16	37
4	Noah Hartsock, 2010-11	36
	Brandon Davies, 2012-13	36
	Tyler Haws, 2012-13	36
	Kyle Collingsworth, 2015-16	36
8	Sam Burgess, 2007-08	35
	Lee Cummard, 2007-08	35
	Ben Murdock, 2007-08	35
	Trent Plaisted, 2007-08	35
	Jackson Emery, 2009-10	35
	Chris Miles, 2009-10	35
	Charles Abouo, 2011-12	35
	Brandon Davies, 2011-12	35
	Nate Austin, 2013-14	35
	Tyler Haws, 2014-15	35
	TJ Haws, 2017-18	35
	Alex Barcello, 2021-22	35
19	Shawn Bradley, 1990-91	34
	Nathan Call, 1990-91	34
	Ken Roberts, 1990-91	34
	Nick Sanderson, 1992-93	34
	Gary Trost, 1992-93	34
	Lee Cummard, 2006-07	34
	Keena Young, 2006-07	34
	Kyle Collingsworth, 2013-14	34
	TJ Haws, 2016-17	34
	Eric Mika, 2016-17	34
	Elijah Bryant, 2017-18	34
	Yoeli Childs, 2017-18	34
	Te'Jon Lucas, 2021-22	34

## Minutes Played

Rk	Name, Year	Min
1	Jimmer Fredette, 2010-11	1,323
2	Chase Fischer, 2015-16	1,257
3	Kyle Collingsworth, 2015-16	1,249
4	Tyler Haws, 2012-13	1,235
5	Devin Durrant, 1983-84	1,225
6	Elijah Bryant, 2017-18	1,215
7	Danny Ainge, 1980-81	1,213
8	Jackson Emery, 2010-11	1,202
9	Yoeli Childs, 2017-18	1,191
10	Fred Roberts, 1980-81	1,187
11	TJ Haws, 2017-18	1,179
12	Robbie Reid, 1994-95	1,158
13	Bob Capener, 1985-86	1,152
	Nathan Call, 1990-91	1,152
15	Tyler Haws, 2013-14	1,143
16	Danny Ainge, 1977-78	1,140
17	Kyle Collingsworth, 2013-14	1,136
18	Alex Barcello, 2021-22	1,125
	Tyler Haws, 2014-15	1,125
20	Steve Trumbo, 1980-81	1,120

\*Nick Emery played 1,132 minutes in 2015-16. His statistics from 2015-17 were vacated by the NCAA Committee on Infractions.

## Double-Figure Scoring Games

Rk	Name, Year	#
1	Jimmer Fredette, 2010-11	37
2	Brandon Davies, 2012-13	35
3	Tyler Haws, 2012-13	34
	Tyler Haws, 2014-15	34
	Kyle Collingsworth, 2015-16	34
	Eric Mika, 2016-17	34
7	Jeff Chatman, 1987-88	33
	Tyler Haws, 2013-14	33
	Yoeli Childs, 2017-18	33
10	Mark Handy, 1976-77	32
	Danny Ainge, 1980-81	32
	Michael Smith, 1987-88	32
	Lee Cummard, 2007-08	32
14	Fred Roberts, 1980-81	31
	Russell Larson, 1993-94	31
	Noah Hartsock, 2011-12	31
	Chase Fischer, 2015-16	31
	Elijah Bryant, 2017-18	31
	Yoeli Childs, 2018-19	31

\*Nick Emery scored in double figures 32 times in 2015-16. His statistics from 2015-17 were vacated by the NCAA Committee on Infractions.

## Double-Doubles

Rk	Name, Year	D-D
1	John Fairchild, 1964-65	22
2	Brett Applegate, 1983-84	21
3	Kresimir Cosic, 1971-72	20
4	Steve Trumbo, 1981-82	18
5	John Fairchild, 1963-64	17
	Eric Mika, 2016-17	17
	Yoeli Childs, 2018-19	17
8	Russell Larson, 1993-94	16
	Rafael Araujo, 2003-04	16
10	Bruce Burton, 1962-63	15
	Kresimir Cosic, 1970-71	15
	Kyle Collingsworth, 2015-16	15
	Yoeli Childs, 2017-18	15
14	Kyle Collingsworth, 2014-15	14
15	Kresimir Cosic, 1972-73	13
16	Alan Taylor, 1978-79	12
	Alan Taylor, 1979-80	12
	Steve Trumbo, 1980-81	12
19	Paul Ruffner, 1968-69	11
	Paul Ruffner, 1969-70	11
	Jay Cheesman, 1975-76	11
	Brandon Davies, 2012-13	11

## 20-20 Games

Rk	Name, Year	#
1	John Fairchild, 1963-64	2
2	Mark Miller, 1959-60	1
	Bruce Burton, 1961-62	1
	Bob Skousen, 1961-62	1
	John Fairchild, 1964-65	1
	Kresimir Cosic, 1970-71	1
	Mark Handy, 1974-75	1
	Brandon Davies, 2011-12	1



# INDIVIDUAL SEASON RECORDS

@BYUMB

## 20-Point Games

Rk	Name, Year	#
1	Jimmer Fredette, 2010-11	33
2	Devin Durrant, 1983-84	27
	Michael Smith, 1988-89	27
4	Tyler Haws, 2012-13	25
5	Danny Ainge, 1980-81	24
	Tyler Haws, 2014-15	24
7	Michael Smith, 1987-88	22
	Jimmer Fredette, 2009-10	22
9	Tyler Haws, 2013-14	21
10	Devin Durrant, 1982-83	20
11	Kresimir Cosic, 1971-72	19
12	Danny Ainge, 1977-78	18
	Chase Fischer, 2015-16	18
	Yoeli Childs, 2018-19	18
15	John Fairchild, 1964-65	17
	Michael Smith, 1986-87	17
17	Timo Saarelainen, 1984-85	16
	Russell Larson, 1994-95	16
	Eric Mika, 2016-17	16
20	Russell Larson, 1993-94	15
	Brandon Davies, 2012-13	15

## Consecutive 20-Point Games to Start a Season

Rk	Name, Year	#
1	Devin Durrant, 1983-84	7
2	Tyler Haws, 2012-13	6
3	Kresimir Cosic, 1971-72	5
	Danny Ainge, 1980-81	5
	Michael Smith, 1988-89	5

## 30-Point Games

Rk	Name, Year	#
1	Jimmer Fredette, 2010-11	16
2	Devin Durrant, 1983-84	14
3	Michael Smith, 1988-89	11
4	Jimmer Fredette, 2009-10	8
5	Dick Nemelka, 1965-66	7
	Tyler Haws, 2013-14	7
7	Danny Ainge, 1980-81	6
8	Kresimir Cosic, 1972-73	5
	Timo Saarelainen, 1984-85	5
	Tyler Haws, 2014-15	5
11	John Fairchild, 1964-65	4
	Kresimir Cosic, 1971-72	4
	Michael Smith, 1986-87	4
14	Terry Tebbs, 1955-56	3
	John Nicoll, 1957-58	3
	Bruce Burton, 1962-63	3
	John Fairchild, 1963-64	3
	Paul Ruffner, 1969-70	3
	Danny Ainge, 1979-80	3
	Russell Larson, 1993-94	3
	Tyler Haws, 2012-13	3
	Yoeli Childs, 2018-19	3
	TJ Haws, 2018-19	3

## 40-Point Games

Rk	Name, Year	#
1	Jimmer Fredette, 2010-11	4
2	Jimmer Fredette, 2009-10	2
3	Dave Eastis, 1959-60	1
	Bob Skousen, 1961-62	1
	John Fairchild, 1964-65	1
	Dick Nemelka, 1965-66	1
	Danny Ainge, 1978-79	1
	Timo Saarelainen, 1984-85	1
	Marty Haws, 1989-90	1
	Tyler Haws, 2012-13	1
	Tyler Haws, 2013-14	1
	Chase Fischer, 2015-16	1

## 15-Rebound Games

Rk	Name, Year	#
1	John Fairchild, 1963-64	9
	Kresimir Cosic, 1971-72	9
3	John Fairchild, 1964-65	8
	Kresimir Cosic, 1970-71	8
5	Jim Eakins, 1967-68	6
	Alan Taylor, 1979-80	6
7	Bruce Burton, 1962-63	5
	Craig Raymond, 1965-66	5
	Paul Ruffner, 1969-70	5
	Steve Trumbo, 1980-81	5
	Steve Trumbo, 1981-82	5
12	Mark Miller, 1959-60	4
	Bruce Burton, 1961-62	4
	Paul Ruffner, 1968-69	4
	Kresimir Cosic, 1972-73	4
	Brett Applegate, 1983-84	4
17	Dave Eastis, 1959-60	3
	Brian Ambrozich, 1971-72	3
	Mark Handy, 1974-75	3
	Alan Taylor, 1978-79	3
	Greg Kite, 1980-81	3
	Trent Plaisted, 2007-08	3
	Yoeli Childs, 2018-19	3
	Fousseyni Traore, 2021-22	3

## 20-Rebound Games

Rk	Name, Year	#
1	John Fairchild, 1963-64	3
	Kresimir Cosic, 1970-71	27
3	Mel Hutchins, 1950-51	2
	John Fairchild, 1964-65	2
5	John Benson, 1955-56	1
	Mark Miller, 1959-60	1
	Bruce Burton, 1961-62	1
	Bob Skousen, 1961-62	1
	Bill Blumenthal, 1961-62	1
	Craig Raymond, 1965-66	1
	Scott Warner, 1969-70	1
	Brian Ambrozich, 1972-73	1
	Mark Handy, 1974-75	1
	Alan Taylor, 1978-79	1
	Alan Taylor, 1979-80	1
	Steve Trumbo, 1981-82	1
	Brandon Davies, 2011-12	1
	Kyle Davis, 2015-16	1

## 10-Assist Games

Rk	Name, Year	#
1	Kyle Collinsworth, 2015-16	10
2	Kyle Collinsworth, 2014-15	8
3	Matt Montague, 2000-01	7
4	Nathan Call, 1991-92	5
5	Mike May, 1976-77	4
	TJ Haws, 2019-20	4
7	Randy Reid, 1992-93	3
8	Kresimir Cosic, 1972-73	2
	Danny Ainge, 1977-78	2
	Scott Runia, 1977-78	2
	Danny Ainge, 1979-80	2
	Averian Parrish, 1985-86	2
	Marty Haws, 1988-89	2
	Robbie Reid, 1994-95	2
	Randy Reid, 1995-96	2
	Matt Montague, 1996-97	2

## 5-Blocks Games

Rk	Name, Year	#
1	Shawn Bradley, 1990-91	22
2	Greg Kite, 1980-81	6
	Greg Kite, 1982-83	6
4	Alan Taylor, 1979-80	2
	Trent Plaisted, 2007-08	2
	Yoeli Childs, 2017-18	2
	Matt Haarms, 2020-21	2
8	Jay Cheesman, 1975-76	1
	Alan Taylor, 1977-78	1
	Fred Roberts, 1979-80	1
	Alan Pollard, 1984-85	1
	Alan Pollard, 1985-86	1
	Russell Larson, 1992-93	1
	Russell Larson, 1994-95	1
	Mekeli Wesley, 2000-01	1
	Rafael Araujo, 2003-04	1
	Fernando Malaman, 2005-06	1
	Trent Plaisted, 2006-07	1
	James Anderson, 2008-09	1
	James Anderson, 2010-11	1
	Noah Hartsock, 2010-11	1
	Gavin Baxter, 2018-19	1

## 3-Blocks Games

Rk	Name, Year	#
1	Shawn Bradley, 1990-91	28
2	Greg Kite, 1982-83	15
3	Greg Kite, 1980-81	12
	Eric Mika, 2016-17	12
5	Noah Hartsock, 2010-11	11
6	Noah Hartsock, 2011-12	9
7	Russell Larson, 1991-92	8
	Yoeli Childs, 2017-18	8
	Matt Haarms, 2020-21	8
10	Alan Taylor, 1979-80	7
	Jeff Chatman, 1986-87	7
	Yoeli Childs, 2016-17	7
13	Greg Kite, 1981-82	6
14	Alan Pollard, 1984-85	5
	Alan Pollard, 1985-86	5
	Jim Usevitch, 1987-88	5
	Jared Miller, 1992-93	5
	Russell Larson, 1993-94	5
	Trent Plaisted, 2006-07	5

## 5-Steals Games

Rk	Name, Year	#
1	Jackson Emery, 2010-11	6
2	Jackson Emery, 2009-10	5
3	Robbie Reid, 1994-95	4
4	Danny Ainge, 1977-78	3
	Brett Applegate, 1983-84	3
	Marty Haws, 1989-90	3
	Brandon Davies, 2012-13	3
	Kyle Collinsworth, 2015-16	3
9	Marty Haws, 1988-89	2
	Terrell Lyday, 1999-00	2
	Kevin Woodberry, 2002-03	2
	Mike Hall, 2004-05	2
	Jackson Emery, 2008-09	2
	Kyle Collinsworth, 2013-14	2

## 3-Steals Games

Rk	Name, Year	#
1	Jackson Emery, 2010-11	19
2	Jackson Emery, 2009-10	17
3	Marty Haws, 1989-90	12
4	Matt Carlino, 2012-13	11
	Danny Ainge, 1977-78	11
	Kyle Collinsworth, 2014-15	11
7	Robbie Reid, 1994-95	10
	Kyle Collinsworth, 2015-16	10
9	Terrell Lyday, 1999-00	9
	Kyle Collinsworth, 2013-14	9

## 5 3-Pointers Games

Rk	Name, Year	#
1	Jimmer Fredette, 2010-11	10
2	Chase Fischer, 2014-15	8
3	Jackson Emery, 2010-11	6
	Chase Fischer, 2015-16	6
5	Jonathan Tavernari, 2007-08	5
	Jackson Emery, 2009-10	5
	Jake Toolson, 2019-20	5
8	Jonathan Tavernari, 2008-09	4
	Elijah Bryant, 2017-18	4
10	Danny Bower, 1997-98	3
	Terrell Lyday, 1999-00	3
	Trent Whiting, 2000-01	3
	Jimmer Fredette, 2009-10	3
	Brock Zylstra, 2011-12	3
	Matt Carlino, 2012-13	3
	Matt Carlino, 2013-14	3
	Zac Seljaas, 2015-16	3

*\*Nick Emery had four games with five 3s in 2016-17 and 4 in 2015-16. His statistics from 2015-17 were vacated by the NCAA Committee on Infractions.*

## 3 3-Pointers Games

Rk	Name, Year	#
1	Jimmer Fredette, 2010-11	22
	Chase Fischer, 2015-16	22
3	Jonathan Tavernari, 2008-09	17
	Jackson Emery, 2010-11	17
	Chase Fischer, 2014-15	17
6	TJ Haws, 2016-17	16
	Elijah Bryant, 2017-18	16
8	Jackson Emery, 2009-10	15
	Jake Toolson, 2019-20	15
10	Andy Toolson, 1989-90	14
	Mark Bigelow, 2001-02	14
	Jonathan Tavernari, 2007-08	14
13	Jimmer Fredette, 2009-10	13
14	Bob Capener, 1986-87	12
	Nick Sanderson, 1992-93	12
	Trent Whiting, 2000-01	12
	TJ Haws, 2018-19	12

*\*Nick Emery had 20 games with three 3s in 2015-16 and 13 in 2016-17. His statistics from 2015-17 were vacated by the NCAA Committee on Infractions.*

## Consecutive Games with a 3-Pointer

Rk	Name, Year	#
1	Jimmer Fredette, 12/8/10 to 3/24/11	28
2	Chase Fischer, 12/23/15 to 3/29/16	26
3	Elijah Bryant, 11/11/7 to 2/1/18	24
4	TJ Haws, 11/25/19 to 2/15/20	23
5	Jonathan Tavernari, 11/29/08 to 2/24/09	22
6	Terrell Lyday, 11/20/00 to 2/12/01	21
7	Alex Barcelo, 1/13/22 to 3/23/22	18
	Chase Fischer, 11/24/14 to 1/17/15	18
9	Skyler Halford, 1/10/15 to 3/17/15	17
10	Andy Toolson, 11/24/89 to 1/18/90	16
	Jonathan Tavernari, 1/26/08 to 3/20/08	16
	TJ Haws, 1/14/17 to 3/15/17	16
13	Mark Bigelow, 11/17/01 to 1/15/02	15
	Jackson Emery, 11/27/10 to 3/20/10	15

*\*Nick Emery had streaks of 23 games in 2016-17 and 21 in 2015-16. His statistics from 2015-17 were vacated by the NCAA Committee on Infractions.*



# INDIVIDUAL SEASON RECORDS/INDIVIDUAL GAME RECORDS

#BYUHOOPS



## Highest Points Available Percentage (Minimum 250 Points)

Rk	Name, Year	Pts	PA	PAP
1	Tom Gneiting, 1986-87 (90-146 FG, 1-1 3FG, 95-128 FT)	276	421	.656
2	Jared Jensen, 2001-02 (88-149 FG, 0-0 3FG, 82-97 FT)	258	395	.653
3	Russell Larson, 1992-93 (135-214 FG, 0-2 3FG, 88-120 FT)	358	550	.651
4	Brian Taylor, 1987-88 (82-165 FG, 30-65 3FG, 97-111 FT)	326	506	.644
5	Ken Roberts, 1993-94 (142-246 FG, 1-2 3FG, 124-156 FT)	409	650	.629
6	Fred Roberts, 1980-81 (216-373 FG, 0-0 3FG, 171-220 FT)	603	966	.624
7	Devin Durrant, 1983-84 (312-543 FG, 0-0 3FG, 242-307 FT)	866	1393	.622
8	Ken Roberts, 1994-95 (171-307 FG, 2-3 3FG, 150-179 FT)	494	796	.621
9	Russell Larson, 1991-92 (101-187 FG, 0-0 3FG, 115-141 FT)	317	515	.616
10	Jeff Chatman, 1987-88 (253-425 FG, 0-0 3FG, 117-170 FT)	623	1020	.6107
11	Gary Trost, 1992-93 (174-310 FG, 2-7 3FG, 166-218 FT)	516	845	.61065
12	Fred Roberts, 1979-80 (151-257 FG, 0-0 3FG, 71-98 FT)	373	612	.609
13	Ken Roberts, 1995-96 (170-316 FG, 12-27 3FG, 187-230 FT)	539	889	.606
14	Jim Usevitch, 1987-88 (170-304 FG, 0-0 3FG, 135-181 FT)	475	789	.6020
15	Noah Hartscock, 2011-12 (216-382 FG, 12-35 3FG, 128-152 FT)	572	951	.6015

## Highest Points Per Field Goal Attempt (Minimum 250 Points)

Rk	Name, Year	Pts	FGA	Ratio
1	Brian Taylor, 1987-88	326	165	1.976
2	Tom Gneiting, 1986-87	276	146	1.890
3	Jared Jensen, 2001-02	258	149	1.732
4	Ken Roberts, 1995-96	539	316	1.706
5	Russell Larson, 1991-92	317	187	1.695
6	Russell Larson, 1992-93	358	214	1.673
7	Gary Trost, 1992-93	516	310	1.665
8	Ken Roberts, 1993-94	409	246	1.663
9	Tom Gneiting, 1985-86	266	161	1.652
10	Mekeli Wesley, 2000-01	569	349	1.630
11	Fred Roberts, 1980-81	603	373	1.617
12	Ken Roberts, 1994-95	494	307	1.609
13	Nathan Call, 1991-92	301	188	1.601
14	Devin Durrant, 1983-84	866	543	1.595
15	Lee Cummmard, 2007-08	552	348	1.586

## Highest Effective Field Goal Percentage (Minimum 250 Points)

Rk	Name, Year	FG	3FG	eFG%
1	Zac Seljaas, 2015-16	88-178	68-136	.685
2	Lee Cummmard, 2007-08	198-348	60-127	.655
3	Lee Cummmard, 2006-07	114-206	40-92	.650
4	Nathan Call, 1991-92	98-188	45-85	.641
5	Russell Larson, 1992-93	135-214	0-2	.631
6	Andy Toolson, 1989-90	184-351	74-151	.630
7	Jackson Emery, 2009-10	145-298	85-197	.629
8	Tom Gneiting, 1986-87	90-146	1-1	.620
9	Skyler Halford, 2014-15	94-194	52-108	.619
10	Alex Barcello, 2020-21	149-285	53-111	.619
11	Alex Barcello, 2019-20	108-219	53-109	.614
12	Yoeli Childs, 2019-20	175-305	22-45	.610
	Austin Ainge, 2006-07	83-182	56-117	.610
14	Elijah Bryant, 2017-18	202-409	85-205	.598
15	Alan Taylor, 1979-80	138-231	0-0	.597

eFG% = (FG + 0.5 \* 3P) / FGA

## Individual Game Records

### Points

Rk	Name vs. Opponent, Date	Pts
1	Jimmer Fredette (Sr.) vs. New Mexico, 03/11/2011	52
2	Jimmer Fredette (Sr.) vs. Arizona, 12/28/2009	49
3	Tyler Haws (Sr.) vs. Portland, 01/23/2014	48
4	Bob Skousen (Sr.) vs. UCLA, 12/02/1961	47
	Jimmer Fredette (Sr.) at Utah, 01/11/2011	47
6	Jimmer Fredette (Sr.) vs. TCU, 03/11/2010	45
7	Dave Eastis (Sr.) vs. New Mexico, 02/05/1960	44
8	Jimmer Fredette (Sr.) vs. San Diego State, 01/26/2011	43
9	Jimmer Fredette (Sr.) vs. Colorado State, 01/22/2011	42
	Tyler Haws (Sr.) vs. Virginia Tech, 12/29/2012	42
11	Timo Saarelainen (Sr.) at New Mexico, 02/07/1985	41
	Chase Fischer (Sr.) vs. New Mexico, 12/23/2015	41
13	John Fairchild (Sr.) vs. Arizona, 02/26/1965	40
	Dick Nemelka (Sr.) vs. St. Bonaventure, 12/29/1965	40
	Danny Ainge (Sr.) vs. Oral Roberts, 12/23/1978	40
	Marty Haws (Sr.) vs. Siena, 11/24/1989	40
17	Bob Skousen (So.) at Ohio State, 01/01/1959	39
	Dick Nemelka (Sr.) vs. Houston, 12/04/1965	39
	Danny Ainge (Sr.) vs. Utah State, 12/27/1980	39
	Michael Smith (Sr.) vs. Utah State, 12/19/1987	39
	Michael Smith (Sr.) vs. La Salle, 12/29/1987	39
	Jimmer Fredette (Sr.) at UNLV, 01/05/2011	39
	Elijah Bryant (So.) at Portland, 02/23/2017	39
24	Dick Nemelka (Sr.) vs. Cornell, 12/30/1965	38
	Devin Durrant (Sr.) at Hawaii, 01/19/1984	38
	Jimmer Fredette (Sr.) vs. Wyoming, 03/05/2011	38
	Tyler Haws (Sr.) vs. Pacific, 1/30/2014	38
	Yoeli Childs (Sr.) at Pepperdine, 02/29/2020	38

**Active, Game: Gideon George vs. Northern Iowa, 03/19/2022 - 27**

**In a Season Opener: Marty Haws vs. Siena, 11/24/1989 - 40**

**In a Conference Opener: Jimmer Fredette at UNLV, 01/05/2011 - 39**

### Field Goals Made

Rk	Name vs. Opponent, Date	FG
1	Jimmer Fredette (Sr.) vs. New Mexico, 03/11/2011	22
2	Dave Eastis (Sr.) vs. New Mexico, 02/05/1960	21
3	Bob Skousen (Sr.) vs. UCLA, 12/02/1961	19
4	Dick Nemelka (Sr.) vs. Houston, 12/04/1965	18
5	Bob Quinney (Sr.) vs. Michigan State, 12/23/1963	17
	Dick Nemelka (Sr.) vs. St. Bonaventure, 12/29/1965	17
	Dick Nemelka (Sr.) vs. Cornell, 12/30/1965	17
	Craig Raymond (Sr.) vs. Utah State, 01/06/1967	17
	Timo Saarelainen (Sr.) vs. La Salle, 11/30/1984	17
	Michael Smith (Sr.) vs. La Salle, 12/29/1987	17
	Tyler Haws (Sr.) at Portland, 01/23/2014	17
	Yoeli Childs (Sr.) at Pepperdine, 02/29/2020	17
13	Dick Nemelka (Sr.) vs. Illinois, 12/03/1965	16
	Kresimir Cosic (Sr.) at Colorado State, 02/10/1973	16
	Jay Cheesman (Sr.) vs. Arizona State, 02/13/1976	16
	Timo Saarelainen (Sr.) at New Mexico, 02/07/1985	16
	Danny Ainge (Sr.) vs. San Diego State, 01/08/1981	16
	Devin Durrant (Sr.) vs. Hofstra, 11/30/1983	16
	Timo Saarelainen (Sr.) vs. San Diego State, 01/31/1985	16
	Marty Haws (Sr.) vs. Siena, 11/24/1989	16
	Steve Schriener (Sr.) vs. Hawaii, 02/09/1991	16
	Jimmer Fredette (Sr.) at Arizona, 12/28/2009	16
	Jimmer Fredette (Sr.) at Utah, 01/11/2011	16

**Active, Game: Gideon George vs. Northern Iowa, 03/19/2022 - 10**

**In a Season Opener: Timo Saarelainen vs. La Salle, 11/30/1984 - 17**

**In a Conference Opener: Michael Smith at New Mexico, 01/05/1989 - 14**

### Field Goals Attempted

Rk	Name vs. Opponent, Date	FGA
1	Jimmer Fredette (Sr.) vs. New Mexico, 03/11/2011	37
2	John Nicoll (Sr.) vs. New Mexico, 02/07/1958	36
3	Bob Skousen (Sr.) vs. UCLA, 12/02/1961	35
4	Dave Eastis (Sr.) vs. New Mexico, 02/05/1960	34
	Tyler Haws (Sr.) at Portland, 01/23/2014	34
6	Danny Ainge (Sr.) vs. San Diego State, 01/08/1981	33
7	Joe Richey vs. Niagara, 03/09/1953	31
8	Bob Quinney (Sr.) vs. Michigan State, 12/23/1963	30
	John Fairchild (Sr.) vs. Wyoming, 01/11/1964	30
10	Paul Ruffner (Sr.) vs. Georgia, 12/29/1969	29
	Timo Saarelainen (Sr.) vs. San Diego State, 01/31/1985	29
	Jimmer Fredette (Sr.) vs. Florida, 03/24/2011	29
13	Joe Richey (Sr.) vs. Wake Forest, 12/30/1952	28
	Joe Richey (Sr.) vs. Utah, 02/14/1953	28
	Nick Mateljan (Sr.) vs. Denver, 03/04/1955	28
	Dick Nemelka (Sr.) at Wyoming, 01/15/1966	28
	Jimmer Fredette (Sr.) at Utah, 01/11/2011	28
19	Bruce Burton (Sr.) at La Salle, 12/26/1962	27
	Dick Nemelka (Sr.) at Utah State, 02/11/1966	27
	Craig Raymond (Sr.) vs. Utah State, 01/06/1967	27
	Kresimir Cosic (Sr.) vs. Utah State, 12/16/1972	27
	Timo Saarelainen (Sr.) at UTEP, 02/09/1985	27
	Michael Smith (So.) at New Mexico, 01/10/1987	27
	Andy Toolson (Sr.) at Penn State, 12/02/1989	27
	Yoeli Childs (Sr.) at Pepperdine, 02/29/2020	27

**Active, Game: Gideon George vs. Northern Iowa, 03/19/2022 - 15**

**In a Season Opener: Dick Nemelka vs. Illinois, 12/03/1965 - 25**

**In a Conference Opener: Michael Smith at New Mexico, 01/05/1989 - 26**

### Field Goals Made, No Misses

Rk	Name vs. Opponent, Date	FG
1	Kresimir Cosic (So.) vs. Arizona, 02/26/1971	12
2	Jeff Chatman (So.) vs. Fordham, 12/07/1985	9
	Jim Usevitch (Sr.) at Utah State, 12/01/1987	9
	Trent Plaisted (Sr.) at Colorado State, 02/13/2008	9
5	Alan Taylor (Sr.) at Baylor, 12/01/1978	8
	Brock Zylstra (Sr.) vs. San Francisco, 01/07/2012	8
	Eric Mika (Sr.) vs. Utah Valley, 11/26/2016	8
	Kolby Lee (So.) vs. San Diego, 01/16/2020	8
9	Alan Taylor (So.) vs. McNeese State, 12/13/1977	7
	Keith Rice (Sr.) vs. Portland State, 11/25/1978	7
	Chris Nikchevich (Sr.) vs. Hofstra, 11/30/1983	7
	Russell Larson (Fr.) vs. Cal State Northridge, 03/03/1992	7
	Robbie Reid (So.) vs. Fresno State, 02/23/1995	7
	Tyler Haws (Fr.) vs. Nevada, 12/22/2009	7

**Active, Game: Fousseyni Traore vs. Portland, 01/22/2022 - 6**

**In a Season Opener: Gary Furniss vs. UCLA, 11/26/1982 - 6**

**Scott Runia vs. Hawaii, 11/24/1978 - 6**

**In a Conference Opener: Russell Larson vs. UTEP, 01/02/1993 - 5**

### Field Goal Percentage\*

Rk	Name vs. Opponent, Date	FG	FGA	Pct
1	Kresimir Cosic (So.) vs. Arizona, 02/26/1971	12	12	1.000
2	Lee Cummmard (Sr.) at Weber State, 12/03/2008	12	13	.923
3	Scott Runia (So.) vs. Wyoming, 02/11/1978	11	12	.917
	Mekeli Wesley (Sr.) vs. New Mexico, 02/11/1978	11	12	.917
	Devin Durrant (Sr.) vs. Saint Mary's, 12/10/1983	11	12	.917
6	Jay Cheesman (So.) vs. Northeast Louisiana, 01/04/1975	11	909	.909
	Elijah Bryant (Sr.) vs. Miss. Valley State, 11/11/2017	11	909	.909
8	Doug Richards (So.) vs. Long Beach State, 03/11/1972	9	10	.900
	Fred Roberts (Fr.) vs. Utah State, 12/06/1978	9	10	.900
	Devin Durrant (Sr.) at UTEP, 02/26/1983	9	10	.900
	Steve Schriener (Sr.) vs. San Diego State, 02/01/1990	9	10	.900
	Nathan Call (Sr.) at Tulsa, 12/05/1991	9	10	.900
	Gary Trost (Sr.) vs. Weber State, 12/21/1991	9	10	.900
	Mark Durrant (Sr.) vs. UTEP, 01/26/1995	9	10	.900
	Justin Weidauer (Sr.) at New Mexico, 02/26/1998	9	10	.900
	Rafael Araujo (Sr.) vs. Air Force, 02/23/2004	9	10	.900
	Jared Jensen (Sr.) at New Mexico, 02/19/2005	9	10	.900
	Eric Mika (Fr.) vs. Mount St. Mary's, 11/15/2013	9	10	.900
	Fousseyni Traore (Fr.) vs. Pepperdine, 02/26/2022	9	10	.900
20	Devin Durrant (So.) at Colorado State, 02/21/1980	13	15	.867
21	Russell Larson (Sr.) vs. Utah, 03/10/1994	12	14	.857
	Kenneth Roberts (So.) vs. Hawaii, 03/12/1994	12	14	.857
23	Mike Gardner (So.) at Oregon, 11/30/1962	11	13	.846
	Verne Thompson (Sr.) at Utah State, 12/04/1976	11	13	.846
	Devin Durrant (Fr.) at Colorado State, 01/25/1979	11	13	.846
	Jimmer Fredette (So.) vs. Wyoming, 01/31/2009	11	13	.846
	Yoeli Childs (Sr.) vs. Weber State, 12/21/2019	11	13	.846
28	Marty Haws (Sr.) vs. Siena, 11/24/1989	16	19	.842

**\*Minimum 10 Field Goal Attempts**

**Active, Game: Fousseyni Traore vs. Pepperdine, 02/26/2022 - .900 (9-10)**

**In a Season Opener: Mike Gardner at Oregon, 11/30/1962 - .846 (11-13)**

**In a Conference Opener: Alan Taylor at Wyoming, 01/12/1978 - .833 (10-12)**



INDIVIDUAL GAME RECORDS

@BYUMB

3-Point Field Goals Made

Rk	Name vs. Opponent, Date	3FG
1	Chase Fischer (Jr.) vs. Chaminade, 11/25/2014	10
2	Jimmer Fredette (Jr.) at Arizona, 12/28/2009	9
	Chase Fischer (Sr.) vs. New Mexico, 12/23/2015	9
	Alex Barcello (Sr.) at Pepperdine, 02/26/2022	9
5	Mike Rose (Fr.) vs. Southern Utah, 11/21/2003	8
	Mike Rose (Sr.) vs. UNLV, 02/03/2007	8
	Matt Carlino (Jr.) vs. Portland, 02/22/2014	8
8	Nick Sanderson (Sr.) at Utah State, 12/04/1992	7
	Danny Bower (Jr.) vs. Ohio State, 12/30/1997	7
	Jimmer Fredette (Sr.) at UNLV, 01/05/2011	7
	Jimmer Fredette (Sr.) vs. New Mexico, 03/11/2011	7
	Jimmer Fredette (Sr.) vs. Gonzaga, 03/19/2011	7
	Zac Seljaas (Fr.) vs. Central Michigan, 12/23/15	7
	Chase Fischer (Sr.) vs. UAB, 03/16/2016	7
	Elijah Bryant (So.) at Portland, 02/23/2017	7
	Jake Toolson (Sr.) vs. Pepperdine, 01/30/2020	7
17	Andy Toolson (Jr.) at New Mexico, 01/05/1989	6
	Andy Toolson (Sr.) vs. Northwestern, 12/21/1989	6
	Nathan Call (Jr.) vs. Utah, 03/02/1991	6
	Nick Sanderson (Sr.) vs. Kansas, 03/20/1993	6
	Brian Hamilton (Jr.) vs. Oregon, 11/21/1997	6
	Michael Vranes (Fr.) at UC Irvine, 12/22/1998	6
	Terrell Lyday (Jr.) at Utah State, 01/08/2000	6
	Mike Rose (So.) vs. Boise State, 12/08/2004	6
	Brock Reichner (Sr.) at Utah State, 12/22/2005	6
	Brock Reichner (Sr.) at Utah, 02/08/2006	6
	Jonathan Tavernari (Fr.) vs. TCU, 01/10/2007	6
	Jonathan Tavernari (Sr.) vs. North Carolina, 11/24/2007	6
	Jimmer Fredette (Jr.) at Colorado State, 02/17/2010	6
	Jackson Emery (Sr.) vs. UTEP, 12/23/2010	6
	Jackson Emery (Sr.) at UNLV, 01/05/2011	6
	Jimmer Fredette (Sr.) at Utah, 01/11/2011	6
	Jimmer Fredette (Sr.) at New Mexico, 01/29/2011	6
	Anson Winder (Fr.) vs. Buffalo, 12/20/2011	6
	Brock Zylstra (Jr.) vs. San Francisco, 01/07/2012	6
	Tyler Haws (So.) vs. Virginia Tech, 12/29/2012	6
	Matt Carlino (Jr.) at Pacific, 02/13/2014	6
	Chase Fischer (Jr.) at San Francisco, 1/3/2015	6
	Chase Fischer (Jr.) vs. Portland, 3/9/2015	6
	Chase Fischer (Jr.) vs. Ole Miss, 3/17/2015	6
	Chase Fischer (Sr.) at Pacific, 01/02/2016	6
	Zac Seljaas (Fr.) vs. San Francisco, 01/09/2016	6
	TJ Haws (Fr.) at San Diego, 01/14/2017	6
	Elijah Bryant (Jr.) vs. Mississippi Valley State, 11/11/2017	6
	TJ Haws (Jr.) vs. Houston, 11/24/2018	6
	Jake Toolson (Sr.) at Portland, 02/06/2020	6

**Active, Game: Trevin Knell vs. Northern Iowa, 03/19/2022 - 5**  
**Gideon George vs. Westminster, 12/29/2021, vs. Northern Iowa, 03/19/2022 - 5**  
**In a Season Opener: Mike Rose vs. Southern Utah, 11/21/2003 - 8**  
**In a Conference Opener: Jimmer Fredette at UNLV, 01/05/2011 - 7**  
**\*Nick Emery made 10 3s at San Francisco (02/11/2016). His statistics from 2015-17 were vacated by the NCAA Committee on Infractions.**

3-Point Field Goals Attempted

Rk	Name vs. Opponent, Date	3FGA
1	Jonathan Tavernari (So.) vs. North Carolina, 11/24/2007	16
	Chase Fischer (Sr.) vs. UAB, 03/16/2016	16
3	Nick Sanderson (Sr.) vs. Kansas, 03/20/1993	15
	Jimmer Fredette (Sr.) vs. Florida, 03/24/2011	15
5	Bob Capener (Sr.) at Oklahoma, 11/21/1986	14
	Danny Bower (Jr.) vs. Ohio State, 12/30/1997	14
	Jimmer Fredette (Sr.) vs. Utah State, 11/17/2010	14
	Jimmer Fredette (Sr.) vs. New Mexico, 03/11/2011	14
	Matt Carlino (So.) vs. Baylor, 04/02/2013	14
	Chase Fischer (Sr.) vs. New Mexico, 12/23/2015	14

**Active, Game: Trevin Knell vs. Gonzaga, 03/09/2021 - 10**  
**In a Season Opener: Bob Capener at Oklahoma, 11/21/1986 - 14**  
**In a Conference Opener: Jimmer Fredette at UNLV, 01/05/2011 - 13**

3-Point Field Goals Made, No Misses

Rk	Name vs. Opponent, Date	3FG
1	Alex Barcello (Sr.) vs. San Francisco, 02/25/2021	7
2	Nathan Call (Jr.) vs. Utah, 03/02/1991	6
	Brock Zylstra (Jr.) vs. San Francisco, 01/07/2012	6
4	Danny Bower (Jr.) vs. Wyoming, 01/15/1998	5
	Jonathan Tavernari (Jr.) vs. Colorado State, 02/11/2009	5
	Nick Emery (Jr.) vs. Loyola Marymount, 02/02/2019	5
	Zac Seljaas (Sr.) vs. Portland, 01/11/2020	5
8	Andy Toolson (Sr.) vs. UTEP, 01/11/1990	4
	Nathan Call (Sr.) at Utah, 03/07/1992	4
	Robbie Reid (Fr.) vs. Nicholls State, 12/10/1993	4
	Robbie Reid (So.) vs. Fresno State, 02/23/1995	4
	Terrell Lyday (Jr.) at South Alabama, 12/21/1999	4
	Daniel Bobik (So.) at Memphis, 03/20/2002	4
	Mike Hall (Sr.) at San Diego State, 02/07/2005	4
	Mike Rose (Jr.) vs. Eastern Washington, 12/27/2005	4
	Austin Ainge (Jr.) vs. San Diego State, 02/22/2006	4
	Elijah Bryant (Jr.) vs. Pacific, 01/27/2018	4
	Zac Seljaas (Jr.) at Loyola Marymount, 02/16/2019	4
	Jake Toolson (Sr.) at Houston, 11/15/2019	4
	TJ Haws (Sr.) vs. Montana Tech, 11/30/2019	4
	Alex Barcello (Jr.) at San Francisco, 01/25/2020	4

**Active, Game: Spencer Johnson at Missouri State, 12/04/21 - 3**  
**In a Season Opener: Sam Burgess at UCLA, 11/15/2006 - 3**  
**Mike Rose at UCLA, 11/15/2006 - 3**  
**In a Conference Opener: TJ Haws vs. Santa Clara, 12/29/2016 - 3**

3-Point Field Goal Percentage\*

Rk	Name vs. Opponent, Date	3FG	3FGA	Pct
1	Alex Barcello (Sr.) vs. San Francisco, 02/25/21	7	7	1.000
2	Nathan Call (Jr.) vs. Utah, 03/02/1991	6	6	1.000
	Brock Zylstra (Jr.) vs. San Francisco, 01/07/2012	6	6	1.000
4	Danny Bower (Jr.) vs. Wyoming, 01/15/1998	5	5	1.000
	Jonathan Tavernari (Jr.) vs. Colorado State, 02/11/2009	5	5	1.000
	Nick Emery (Jr.) vs. Loyola Marymount, 02/02/2019	5	5	1.000
	Zac Seljaas (Sr.) vs. Portland, 01/11/2020	5	5	1.000
8	Alex Barcello (Sr.) at Pepperdine, 02/12/2022	9	10	.900
9	Jonathan Tavernari (Fr.) vs. TCU, 01/10/2007	6	7	.857
	Anson Winder (Fr.) vs. Buffalo, 12/20/2011	6	7	.857
	Elijah Bryant (Jr.) vs. Miss. Valley State, 11/11/2017	6	7	.857
12	Andy Toolson (Sr.) vs. Eastern Washington, 11/25/1989	5	6	.833
	Nathan Call (Sr.) at Tulsa, 12/05/1991	5	6	.833
	Nick Sanderson (Jr.) vs. McNeese State, 12/19/1991	5	6	.833
	Terrell Lyday (Sr.) vs. San Diego State, 03/13/2001	5	6	.833
	Terrell Lyday (Jr.) vs. Bowling Green, 03/15/2000	5	6	.833
	Mike Rose (Sr.) vs. Xavier, 03/15/2007	5	6	.833
	Jonathan Tavernari (So.) vs. New Mexico, 01/26/2008	5	6	.833
	Jackson Emery (Jr.) at TCU, 03/06/2010	5	6	.833
	Jimmer Fredette (Sr.) vs. Chicago State, 11/20/2010	5	6	.833
	Brock Zylstra (Jr.) vs. Northern Arizona, 11/30/2011	5	6	.833
	Zac Seljaas (Fr.) vs. Creighton, 03/22/2016	5	6	.833

**\*Minimum 5 3-Point Field Goal Attempts**  
**Active, Game: Trevin Knell vs. Northern Iowa, 03/19/2022 - .625 (5-8)**  
**In a Season Opener: Shane Knight vs. Oklahoma State, 11/23/1994 - .667 (4-6)**  
**In a Conference Opener: Terrell Lyday vs. San Diego State, 01/13/2001 - .833 (5-6)**  
**\*Nick Emery shot .833 (5/6) at Santa Clara (01/07/2016) and .833 (10/12) at San Francisco (02/11/2016). His statistics from 2015-17 were vacated by the NCAA Committee on Infractions.**

Consecutive 3-Point Field Goals Made

Rk	Name vs. Opponent, Date	3FG
1	Chase Fischer (Jr.) vs. Chaminade, 11/25/2014	8
2	Alex Barcello (Sr.) vs. San Francisco, 01/25/2021	7
3	Nathan Call (Jr.) vs. Utah, 03/02/1991	6
	Jonathan Tavernari (Fr.) vs. TCU, 01/10/2007	6
	Brock Zylstra (Jr.) vs. San Francisco, 01/07/2012	6

Free Throws Made

Rk	Name vs. Opponent, Date	FT
1	Jimmer Fredette (Jr.) vs. TCU, 03/11/2010	23
2	TJ Haws (Jr.) at Pepperdine, 01/17/2019	18
3	Terry Tebbes (Sr.) vs. Toledo, 12/27/1955	16
	Kresimir Cosic (Jr.) vs. Cincinnati, 12/18/1971	16
	Mekeli Wesley (Fr.) at UTEP, 02/28/1998	16
	Jimmer Fredette (Sr.) at Colorado State, 01/22/2011	16
	Jimmer Fredette (Sr.) vs. UNLV, 02/05/2011	16
8	John Benson (Sr.) vs. Montana, 01/04/1957	15
	John Thacker (So.) vs. Montana, 01/04/1957	15
	Doug Howard (Jr.) vs. Utah, 02/09/1969	15
	Steve Trumbo (Sr.) at Cal State Fullerton, 11/28/1981	15
	Devin Durrant (Jr.) vs. Hawaii, 01/15/1983	15
	Russell Larson (Jr.) vs. San Diego State, 02/10/1994	15
	Brandon Davies (Jr.) at Pepperdine, 01/21/2012	15
15	Jerry Dahlman (So.) at Arizona State, 01/11/1963	14
	Kresimir Cosic (Jr.) vs. Kansas State, 12/03/1971	14
	Jay Cheesman (Sr.) at New Mexico, 02/25/1977	14
	Fred Roberts (Jr.) at Hawaii, 02/12/1981	14
	Devin Durrant (Sr.) at UTEP, 02/04/1984	14
	Timo Saarelainen (Sr.) vs. Hawaii, 02/02/1985	14
	Andy Toolson (Jr.) vs. California, 02/14/1989	14
	Mekeli Wesley (Jr.) vs. Arizona State, 12/07/1999	14
	Travis Hansen (Sr.) vs. Utah, 01/25/2003	14
	Jimmer Fredette (Sr.) vs. Colorado State, 02/23/2011	14
	Tyler Haws (So.) at Loyola Marymount, 03/02/2013	14
	Tyler Haws (Jr.) vs. San Francisco, 03/10/2014	14
	Chase Fischer (Sr.) vs. Pacific, 02/06/2016	14
	Yoeli Childs (Jr.) vs. San Diego, 03/02/2019	14

**Active, Game: Fousseyni Traore vs. Utah State, 12/08/2021 - 8**  
**In a Season Opener: Kresimir Cosic vs. Kansas State, 12/03/1971 - 14**  
**In a Conference Opener: Gary Dahlman at Arizona State, 01/11/1963 - 14**

Free Throws Attempted

Rk	Name vs. Opponent, Date	FTA
1	Jimmer Fredette (Jr.) vs. TCU, 03/11/2010	24
2	TJ Haws (Jr.) at Pepperdine, 01/17/2019	22
3	John Nicoll (Jr.) at Utah, 01/24/1958	20
	Jerry Dahlman (So.) at Arizona State, 01/11/1963	20
5	Timo Saarelainen (Sr.) vs. Hawaii, 02/02/1985	19
	Eric Mika (So.) vs. Portland, 02/04/2017	19
	Yoeli Childs (Jr.) vs. San Diego, 03/02/2019	19
8	Bob Skousen (So.) at Ohio State, 01/01/1959	18
	Kenneth Roberts (Sr.) vs. Air Force, 01/08/1996	18
	Mekeli Wesley (Fr.) at UTEP, 02/28/1998	18
	Mekeli Wesley (Jr.) vs. Arizona State, 12/07/1999	18
	Brandon Davies (Jr.) at Pepperdine, 01/21/2012	18

**Active, Game: Fousseyni Traore vs. Pepperdine, 02/26/2022 - 9**  
**In a Season Opener: Kresimir Cosic vs. Kansas State, 12/03/1971 - 16**  
**Bernie Fryer vs. Stanford, 12/4/1970 - 16**  
**In a Conference Opener: Gary Dahlman at Arizona State, 01/11/1963 - 20**

Free Throws Made, No Misses

Rk	Name vs. Opponent, Date	FT
1	Jimmer Fredette (Sr.) vs. UNLV, 02/05/2011	16
2	Andy Toolson (Jr.) vs. California, 02/14/1989	14
	Tyler Haws (So.) at Loyola Marymount, 03/02/2013	14
	Chase Fischer (Sr.) vs. San Francisco, 03/10/2014	14
	Chase Fischer (Sr.) vs. Pacific, 02/06/2016	14
6	John Benson (Sr.) at New Mexico, 02/04/1957	13
	Doug Howard (Jr.) vs. Arizona, 02/14/1970	13
	Verne Thompson (Sr.) at Wyoming, 02/10/1977	13
	Devin Durrant (Jr.) vs. Saint Joseph's, 12/29/1982	13
	Marty Haws (Sr.) vs. Hawaii, 02/03/1990	13
	Russell Larson (Jr.) vs. Fresno State, 01/13/1994	13
	Kenneth Roberts (Jr.) vs. Southern Utah, 12/09/1994	13
	Alex Barcello (Sr.) vs. Cleveland State, 11/09/2021	13
14	Danny Ainge (Jr.) vs. San Diego State, 03/01/1980	12
	Fred Roberts (Sr.) vs. Washington, 03/10/1982	12
	Devin Durrant (Sr.) vs. Wyoming, 01/26/1984	12
	Michael Smith (So.) at Santa Clara, 12/30/1986	12
	Mekeli Wesley (Sr.) at San Francisco, 11/30/2000	12
	Travis Hansen (Sr.) at New Mexico, 03/03/2003	12
	Jimmer Fredette (Jr.) at UNLV, 02/12/2010	12
	Jimmer Fredette (Sr.) vs. New Mexico, 03/02/2011	12
	Noah Hartscock (Sr.) at Portland, 02/04/2012	12
	Tyler Haws (So.) vs. Cal State Northridge, 11/24/2012	12
	Elijah Bryant (So.) at Portland, 02/23/2017	12
	TJ Haws (Sr.) vs. Santa Clara, 02/20/2020	12

**Active, Game: Fousseyni Traore vs. Utah State, 12/08/2021 - 8**  
**In a Season Opener: Alex Barcello vs. Cleveland State, 11/09/2021 - 13**  
**In a Conference Opener: Ron Sellaize vs. Utah, 01/10/1998 - 11**

Rebounds

Rk	Name vs. Opponent, Date	Reb
1	Scott Warner (Sr.) at Texas Tech, 12/18/1969	27
2	John Benson (Jr.) vs. Washington, 12/01/1956	26
3	Mel Hutchins (Sr.) at Denver, 01/05/1951	25
	John Benson (Jr.) vs. Utah State, 02/09/56	25
	Bruce Burton (Jr.) vs. Denver, 02/02/1962	25
	John Fairchild (Jr.) vs. Michigan State, 12/23/1963	25
7	Mel Hutchins (Sr.) vs. Utah, 03/03/1951	24
8	Mel Hutchins (Sr.) vs. Utah, 02/16/1951	23
	Nick Mateljan (So.) at Duke, 12/29/1952	23
	Nick Mateljan (Jr.) vs. Duquesne, 12/28/1953	23
	Kresimir Cosic (So.) vs. UCLA, 03/18/1971	23
	Mark Handy (So.) at Wyoming, 03/07/1975	23
	Alan Taylor (Sr.) vs. San Diego State, 03/01/1980	23
	Steve Trumbo (Sr.) vs. Air Force, 01/21/1982	23
15	Bob Skousen (Jr.) vs. Pacific, 12/22/1961	22
	John Fairchild (Jr.) vs. Arizona, 02/29/1964	22
	Kresimir Cosic (So.) vs. Arizona State, 02/27/1971	22
	Brian Ambrozich (Sr.) vs. Milwaukie, 12/09/1972	22
	Brandon Davies (Jr.) vs. San Diego, 12/31/2011	22
20	Mark Miller (So.) vs. Wyoming, 01/16/1960	21
	Bill Blumenthal (So.) vs. Denver, 02/02/1962	21
	John Fairchild (Sr.) vs. Oklahoma City, 03/14/1965	21
	Craig Raymond (Jr.) vs. Utah, 02/05/1966	21
24	Mel Hutchins (Sr.) vs. Utah, 02/17/1951	20
	John Nicoll, 1959	20
	John Fairchild (Jr.) at USC, 12/07/1963	20
	John Fairchild (Sr.) vs. Utah State, 02/06/1965	20
	Kresimir Cosic (So.) at Arizona, 01/30/1971	20
	Alan Taylor (Jr.) at Utah, 01/20/1979	20
	Kyle Davis (Jr.) vs. Utah Valley, 11/13/2015	20

**Active, Game: Fousseyni Traore vs. Pepperdine, 02/26/2022 - 19**  
**In a Season Opener: Kyle Davis vs. Utah Valley, 11/13/2015 - 20**  
**In a Conference Opener: Paul Ruffner at Utah, 01/03/1979 - 17**  
**Kresimir Cosic vs. Arizona State, 01/07/1972 - 17**  
**Jim Eakins vs. Arizona, 01/12/1968 - 17**

Offensive Rebounds

Rk	Name vs. Opponent, Date	OReb
1	Steve Schreiner (Sr.) vs. New Mexico, 01/12/1991	9
	Jared Miller (Sr.) vs. New Mexico, 03/12/1993	9
	Kenneth Roberts (So.) vs. Fresno State, 01/13/1994	9
	Ron Sellaize (Jr.) at Colorado State, 02/12/1998	9
	Eric Mika (So.) vs. Princeton, 11/14/2016	9
6	Mark Handy (So.) at Utah, 01/18/1975	8
	Fred Roberts (Fr.) at UTEP, 02/10/1979	8
	Brett Applegate (Jr.) at UCLA, 12/28/1983	8
	Gary Trost (Jr.) at Air Force, 02/13/1992	8
	Kenneth Roberts (Sr.) vs. Weber State, 12/12/1995	8
	Rafael Araujo (Jr.) at San Francisco, 12/23/2002	8
	Trent Plaisted (Fr.) vs. TCU, 01/25/2006	8
	Lee Cummar (So.) at UNLV, 03/10/2007	8
	Josh Sharp (So.) vs. Loyola Marymount, 01/03/2013	8
	Nate Austin (Jr.) vs. San Francisco, 02/08/2014	8

# INDIVIDUAL GAME RECORDS

#BYUHOOPS



### Defensive Rebounds

Rk	Name vs. Opponent, Date	DReb
1	Kyle Davis (Jr.) vs. Utah Valley, 11/13/2015	18
2	Brandon Davies (Jr.) vs. San Diego, 12/31/2011	16
3	Travis Hansen (Jr.) at Pepperdine, 01/05/2002	15
5	Elijah Bryant (Jr.) vs. Portland, 12/28/2017	15
	Jeff Chatman (Sr.) vs. UTEP, 03/05/1988	14
	Russell Larson (Jr.) at Air Force, 02/17/1994	14
	Trent Plaisted (Jr.) vs. North Carolina, 11/24/2007	14
	Trent Plaisted (Jr.) vs. Pepperdine, 12/15/2007	14
	Eric Mika (So.) at San Diego, 01/14/2017	14
	Fousseyni Traore (Fr.) vs. Pepperdine, 02/26/2022	14
11	Russell Larson (Jr.) at San Diego State, 01/20/1994	13
	Yoeli Childs (Fr.) at San Francisco, 02/11/2017	13
	Yoeli Childs (So.) vs. Portland, 12/28/2017	13
	Yoeli Childs (Jr.) vs. Utah Valley, 11/09/2018	13
	Yoeli Childs (Jr.) vs. Oral Roberts, 11/15/2018	13

### Assists

Rk	Name vs. Opponent, Date	Ast
1	Mike May (Jr.) vs. Niagara, 12/11/1976	16
	Kyle Collinsworth (Sr.) vs. Portland, 02/25/2016	16
3	Matt Montague (Sr.) vs. Idaho, 12/15/2001	15
	Matt Montague (Sr.) vs. Wyoming, 02/02/2002	15
	Kyle Collinsworth (Sr.) at Loyola Marymount, 01/21/2016	15
6	Randy Reid (Sr.) at Texas Tech, 12/22/1995	14
	TJ Haws (Sr.) vs. Portland, 01/11/2020	14
8	Danny Ainge (Fr.) vs. Long Beach State, 11/28/1977	13
	Scott Sinek (Fr.) vs. Utah State, 12/26/1981	13
	Nathan Call (Sr.) vs. New Mexico, 01/30/1992	13
	TJ Haws (Sr.) at Pepperdine, 02/29/2020	13
12	Kresimir Cosic (Sr.) vs. Niagara, 01/17/1973	12
	Mike May (Jr.) vs. Utah State, 01/08/1977	12
	Danny Ainge (Fr.) vs. Utah State, 01/07/1978	12
	Nathan Call (Sr.) vs. Utah State, 12/13/1991	12
	Nathan Call (Sr.) vs. Michigan, 12/28/1991	12
	Matt Montague (Sr.) vs. UC Irvine, 03/14/2002	12
	Kyle Collinsworth (Sr.) vs. UAB, 03/16/2016	12

**Active, Game: Four Times – 4**

**In a Season Opener: Matt Carlino vs. Tennessee State, 11/09/2012 – 10**

**Mike May vs. Idaho State, 11/26/1976 – 10**

**In a Conference Opener: Kyle Collinsworth vs. Gonzaga, 12/27/2014 – 10**

### Minutes Played

Rk	Name vs. Opponent, Date	Min
1	Devin Durrant (Jr.) vs. Utah, 03/05/1983	55
	Brett Applegate (Jr.) vs. Utah, 03/05/1983	55
	Marty Perry (Sr.) vs. Utah, 03/02/1985	55
4	Timo Saarelainen (Sr.) at UTEP, 02/09/1985	52
	Alan Pollard (Fr.) vs. Utah, 03/02/1985	52
	Nate Austin (Jr.) at Portland, 01/23/2014	52
7	Devin Durrant (So.) vs. La Salle, 12/15/1979	50
	Devin Durrant (Sr.) vs. Utah, 01/14/1984	50
	Devin Durrant (Sr.) vs. Hawaii, 02/14/1984	50
	Tyler Haws (Jr.) at Portland, 01/23/2014	50

### Blocks

Rk	Name vs. Opponent, Date	Blk
1	Shawn Bradley (Fr.) vs. Eastern Kentucky, 12/07/1990	14
2	Shawn Bradley (Fr.) vs. Virginia, 03/14/1991	10
3	Alan Taylor (Sr.) at New Mexico, 01/03/1980	9
	Shawn Bradley (Fr.) at Wyoming, 01/19/1991	9
	Shawn Bradley (Fr.) vs. Tulsa, 12/22/1990	9
6	Greg Kite (Sr.) vs. New Mexico, 01/29/1983	8
7	Greg Kite (Sr.) vs. Colorado State, 02/17/1983	7
	Shawn Bradley (Fr.) vs. Utah State, 11/24/1990	7
	Shawn Bradley (Fr.) vs. Arizona State, 12/12/1990	7
	Shawn Bradley (Fr.) vs. South Carolina, 12/27/1990	7
	Shawn Bradley (Fr.) at Colorado State, 01/17/1991	7

**Active, Game: Two Times - Atiki Ally Atiki vs. San Francisco, 02/03/2022 - 4**

**Fousseyni Traore at Loyola Marymount, 02/10/2022 - 4**

**In a Season Opener: Shawn Bradley vs. East Tennessee State, 11/14/1990 – 5**

**Alan Taylor vs. Illinois, 11/30/1979 – 5**

**In a Conference Opener: Alan Taylor at New Mexico, 01/03/1980 – 9**

### Steals

Rk	Name vs. Opponent, Date	Stl
1	Mark Bigelow (Fr.) vs. Arizona, 11/28/1998	9
2	Brandon Davies (Jr.) at Portland, 02/04/2012	8
3	Matt Carlino (Jr.) at Portland, 01/23/2014	7
4	Marty Perry (Jr.) vs. Oregon, 12/21/1983	6
	Andy Toolson (Jr.) at Miami, 02/04/1989	6
	Scott Sinek (Sr.) vs. Washington, 12/22/1984	6
	Brent Stephenson (Jr.) at Hawaii, 02/08/1986	6
	Marty Haws (Sr.) at Utah State, 11/30/1989	6
	Nathan Call (Jr.) vs. Utah State, 11/24/1990	6
	Robbie Reid (So.) vs. Nevada, 12/03/1994	6
	Terrell Lyday (Jr.) at UC Santa Barbara, 12/29/1999	6
	Terrell Lyday (Jr.) at UNLV, 01/10/2000	6
	Jackson Emery (So.) vs. Air Force, 03/07/2009	6
	Jackson Emery (Jr.) vs. Utah, 01/30/2010	6
	Jackson Emery (Sr.) vs. UTEP, 12/23/2010	6
	Jackson Emery (Sr.) vs. Utah, 02/12/2011	6
	Brandon Davies (Jr.) at Gonzaga, 02/23/2012	6
	Anson Winder (Jr.) vs. Loyola Marymount, 03/08/2014	6
	Kyle Collinsworth (Jr.) vs. Purdue, 11/26/14	6

**Active, Game: Spencer Johnson vs. Loyola Marymount, 03/04/2022 - 4**

**In a Season Opener: Brian Hamilton at San Diego State, 11/14/1997 – 5**

**In a Conference Opener: Terrell Lyday at UNLV, 01/10/2000 – 6**

### Points-to-Field Goal Attempts Ratio

(Minimum 20 Points)

Rk	Name vs. Opponent, Date	Pts	FGA	Ratio
1	Alex Barcello (Sr.) vs. Cleveland State, 11/9/2021 (5-6 FG, 1-2 3FG, 13-13 FT)	24	6	4.00:1
2	Robbie Reid (Fr.) vs. Nicholls State, 12/10/1993 (5-6 FG, 4-4 3FG, 9-12 FT)	23	6	3.83:1
3	Fred Roberts (Sr.) vs. Western Carolina, 12/12/1981 (6-7 FG, 0-0 3FG, 12-14 FT)	24	7	3.43:1
4	Alan Taylor (Jr.) vs. New Mexico, 01/13/1979 (6-6 FG, 0-0 3FG, 8-9 FT)	20	6	3.33:1
	Silester Rivers (Jr.) at UC Irvine, 12/22/1998 (5-6 FG, 0-0 3FG, 10-13 FT)	20	6	3.33:1
6	TJ Haws (Jr.) vs. San Diego, 03/02/2019 (6-8 FG, 3-4 3FG, 11-12 FT)	26	8	3.25:1
7	Kenneth Roberts (Sr.) at UTEP, 01/27/1996 (6-7 FG, 1-1 3FG, 9-10 FT)	22	7	3.14:1
	Elijah Bryant (Jr.) vs. Niagara, 11/21/2017 (3-7 FG, 3-4 3FG, 13-14 FT)	22	7	3.14:1
9	Bernie Fryer (Jr.) at Utah State, 03/13/1971 (6-8 FG, 0-0 3FG, 13-15 FT)	25	8	3.13:1
10	Elijah Bryant (Jr.) vs. Pacific, 01/27/2018 (8-9 FG, 4-4 3FG, 8-9 FT)	28	9	3.11:1
11	Fred Roberts (Jr.) vs. Utah, 03/07/1981 (6-7 FG, 0-0 3FG, 9-11 FT)	21	7	3.00:1
	Gary Trost (Jr.) at Hawaii, 02/08/1992 (6-7 FG, 0-0 3FG, 9-10 FT)	21	7	3.00:1
	Tom Gneiting (Jr.) vs. Colorado State, 02/27/1986 (7-8 FG, 0-0 3FG, 10-13 FT)	24	8	3.00:1
	Kenneth Roberts (Sr.) vs. Cal State Northridge, 12/08/1995 (6-8 FG, 0-0 3FG, 12-13 FT)	24	8	3.00:1
	Mekeli Wesley (Jr.) vs. UC Riverside, 11/20/1999 (7-8 FG, 1-2 3FG 9-9 FT)	24	8	3.00:1
	Nathan Call (Sr.) at Tulsa, 12/05/1991 (9-10 FG, 5-6 3FG 7-9 FT)	30	10	3.00:1
	Russell Larson (Jr.) vs. San Diego State, 02/10/1994 (7-10 FG, 1-1 3FG, 15-17 FT)	30	10	3.00:1

**\*Nick Emery had a 3.00:1 ratio vs. Loyola Marymount (03/04/2017). His statistics from 2015-17 were vacated by the NCAA Committee on Infractions.**

### Points-to-Field Goal Attempts Ratio

(Minimum 30 Points)

Rk	Name vs. Opponent, Date	Pts	FGA	Ratio
1	Nathan Call (Sr.) at Tulsa, 12/05/1991 (9-10 FG, 5-6 3FG 7-9 FT)	30	10	3.00:1
	Russell Larson (Jr.) vs. San Diego State, 02/10/1994 (7-10 FG, 1-1 3FG 15-17 FT)	30	10	3.00:1
3	Devin Durrant (Sr.) vs. Saint Mary's, 12/10/1983 (11-12 FG, 0-0 3FG 13-16 FT)	35	12	2.92:1
4	Kresimir Cosic (Jr.) vs. Kansas State, 12/03/1971 (8-11 FG, 0-0 3FG 14-16 FT)	30	11	2.73:1
5	Andy Toolson (Jr.) vs. California, 02/14/1989 (7-12 FG, 4-7 3FG 14-14 FT)	32	12	2.67:1
6	Mekeli Wesley (Sr.) vs. New Mexico, 03/10/2001 (11-12 FG, 1-2 3FG 7-8 FT)	30	12	2.50:1
7	Russell Larson (Sr.) vs. Air Force, 02/25/1995 (10-14 FG, 2-2 3FG 12-14 FT)	34	14	2.43:1
	TJ Haws (Jr.) at Pepperdine, 01/17/2019 (7-14 FG, 2-7 3FG 18-22 FT)	34	14	2.43:1
9	Rafael Araujo (Sr.) at Boise State, 12/02/2003 (10-13 FG, 0-0 3FG 11-14 FT)	31	13	2.38:1

**\*Nick Emery had a 2.47:1 ratio at San Francisco (02/11/2016). His statistics from 2015-17 were vacated by the NCAA Committee on Infractions.**

### Points-to-Field Goal Attempts Ratio

(Minimum 40 Points)

Rk	Name vs. Opponent, Date	Pts	FGA	Ratio
1	Jimmer Fredette (Jr.) at Arizona, 12/28/2009 (16-23 FG, 9-13 3FG 8-9 FT)	49	23	2.13:1
2	Danny Ainge (So.) vs. Oral Roberts, 12/23/1978 (15-19 FG, 0-0 3FG 10-12 FT)	40	19	2.11:1
	Marty Haws (Sr.) vs. Siena, 11/24/1989 (16-19 FG, 1-2 3FG 7-7 FT)	40	19	2.11:1
4	Jimmer Fredette (Jr.) vs. TCU, 03/11/2010 (10-23 FG, 2-10 3FG 23-24 FT)	45	23	1.96:1
5	Chase Fischer (Sr.) vs. New Mexico, 12/23/2015 (12-21 FG, 9-14 3FG 8-9 FT)	41	21	1.95:1
6	Jimmer Fredette (Sr.) vs. San Diego State, 01/26/2011 (14-24 FG, 5-8 3FG 10-11 FT)	43	24	1.79:1
7	Jimmer Fredette (Sr.) at Colorado State, 01/22/2011 (11-24 FG, 4-9 3FG 16-17 FT)	42	24	1.75:1
8	John Fairchild (Sr.) vs. Arizona, 02/26/1965 (15-23 FG, 0-0 3FG 10-12 FT)	40	23	1.74:1
9	Tyler Haws (So.) vs. Virginia Tech, 12/29/2012 (14-25 FG, 6-8 3FG 8-9 FT)	42	25	1.68:1
10	Jimmer Fredette (Sr.) at Utah, 01/11/2011 (16-28 FG, 6-9 3FG 9-9 FT)	47	28	1.68:1

### Highest Points Available Percentage

(Minimum 20 Points)

Rk	Name vs. Opponent, Date	Pts	PA	PAP
1	Kresimir Cosic (So.) vs. Arizona, 02/26/1971 (12-12 FG, 0-0 3FG, 4-4 FT)	28	28	1.000
	Jeff Chatman (So.) vs. Fordham, 12/07/1985 (9-9 FG, 0-0 3FG, 3-3 FT)	21	21	1.000
	Tyler Haws (Fr.) vs. Nevada, 12/22/2009 (7-7 FG, 0-0 3FG, 6-6 FT)	20	20	1.000
	Brock Zylstra (Jr.) vs. San Francisco, 01/07/2012 (8-8 FG, 6-6 3FG, 0-0 FT)	22	22	1.000
5	Alan Taylor (Jr.) vs. New Mexico, 01/13/1979 (6-6 FG, 0-0 3FG, 8-9 FT)	20	21	.952
6	Doug Richard (So.) vs. Long Beach State, 03/11/1972 (9-10 FG, 0-0 3FG, 6-6 FT)	24	26	.923
7	Jay Cheesman (So.) vs. Northeast Louisiana, 01/04/1975 (10-11 FG, 0-0 3FG, 2-2 FT)	22	24	.917
	Scott Runia (So.) vs. Wyoming, 02/11/1978 (11-12 FG, 0-0 3FG, 0-0 FT)	22	24	.917
	Alan Taylor (Jr.) at Baylor, 12/01/1978 (8-8 FG, 0-0 3FG, 6-6 FT)	22	24	.917
10	Kolby Lee (So.) vs. San Diego, 01/16/2020 (8-8 FG, 1-1 3FG, 4-6 FT)	21	23	.913
11	Michael Smith (Sr.) vs. UT Arlington, 12/09/1988 (7-8 FG, 1-1 3FG, 5-5 FT)	20	22	.909
	Jared Jensen (Sr.) at New Mexico, 02/19/2005 (9-10 FG, 0-0 3FG, 2-2 FT)	20	22	.909

### Highest Points Available Percentage

(Minimum 30 Points)

Rk	Name vs. Opponent, Date	Pts	PA	PAP
1	Mekeli Wesley (Sr.) vs. New Mexico, 03/10/2001 (11-12 FG, 1-2 3FG, 7-8 FT)	30	34	.882
	Lee Cummarad (Sr.) at Weber State, 12/03/2008 (12-13 FG, 3-4 3FG, 3-4 FT)	30	34	.882
3	Devin Durrant (Sr.) vs. Saint Mary's, 12/10/1983 (11-12 FG, 0-0 3FG, 13-16 FT)	35	40	.875
4	Nathan Call (Sr.) at Tulsa, 12/05/1991 (9-10 FG, 5-6 3FG, 7-9 FT)	30	35	.857
	Russell Larson (Jr.) vs. Nicholls State, 12/10/1993 (13-16 FG, 0-0 3FG, 10-10 FT)	36	42	.857
6	Marty Haws (Sr.) vs. Siena, 11/24/1989 (16-19 FG, 1-2 3FG, 7-7 FT)	40	47	.851
7	Steve Kramer (Sr.) at Santa Clara, 12/17/1965 (13-16 FG, 0-0 3FG, 7-7 FT)	33	39	.846
8	Devin Durrant (So.) at Colorado State, 02/21/1980 (13-15 FG, 0-0 3FG, 5-7 FT)	31	37	.838
9	Lee Cummarad (Sr.) vs. Long Beach State, 11/14/2008 (13-16 FG, 3-4 3FG, 7-7 FT)	36	43	.837
10	Jeff Chatman (Sr.) vs. Chicago State, 12/12/1987 (13-16 FG, 0-0 3FG, 4-4 FT)	30	36	.833
	Kenneth Roberts (So.) vs. Hawaii, 03/12/1994 (12-14 FG, 0-0 3FG, 6-8 FT)	30	36	.833

### Highest Points Available Percentage

(Minimum 40 Points)

Rk	Name vs. Opponent, Date	Pts	PA	PAP
1	Marty Haws (Sr.) vs. Siena, 11/24/1989 (16-19 FG, 1-2 3FG, 7-7 FT)	40	47	.851
2	Danny Ainge (So.) vs. Oral Roberts, 12/23/1978 (15-19 FG, 0-0 3FG, 10-12 FT)	40	50	.800
3	Jimmer Fredette (Jr.) at Arizona, 12/28/2009 (16-23 FG, 9-13 3FG, 8-9 FT)	49	68	.721
4	John Fairchild (Sr.) vs. Arizona, 02/26/1965 (15-23 FG, 0-0 3FG, 10-12 FT)	40	58	.690
5	Dick Nemelka (Sr.) vs. St. Bonaventure, 12/29/1965 (17-26 FG, 0-0 3FG, 6-8 FT)	40	60	.667
6	Jimmer Fredette (Sr.) vs. San Diego State, 01/26/2011 (14-24 FG, 5-8 3FG, 10-11 FT)	43	67	.642
7	Timo Saarelainen (Sr.) at New Mexico, 02/07/1985 (16-26 FG, 0-0 3FG, 9-12 FT)	41	64	.641
8	Jimmer Fredette (Sr.) at Utah, 01/11/2011 (16-28 FG, 6-9 3FG, 9-9 FT)	47	74	.635
9	Chase Fischer (Sr.) vs. New Mexico, 12/23/2015 (12-21 FG, 9-14 3FG 8-9 FT)	41	65	.631
10	Tyler Haws (So.) vs. Virginia Tech, 12/29/2012 (14-25 FG, 6-8 3FG, 8-9 FT)	42	67	.627



# 30-POINT GAMES

@BYUMBB

## 30-Point Games By Total

Name, Year, Opponent, Date	F6-FGA	3FG-3FGA	FT-FTA	Pts
Jimmer Fredette (Sr.) vs. New Mexico, 03/11/2011	22-37	7-14	1-1	49
Jimmer Fredette (Sr.) vs. Arizona, 12/28/2009	16-23	9-13	8-9	42
Tyler Haws (Sr.) at Portland, 01/23/2014	17-34	4-8	10-13	48
Bob Skousen (Sr.) vs. UCLA, 12/02/1961	19-NA	0-0	9-11	47
Jimmer Fredette (Sr.) at Utah, 01/11/2011	16-28	6-9	9-9	47
Jimmer Fredette (Sr.) vs. TCU, 03/11/2010	10-23	2-10	23-24	45
Dave Eastis (Sr.) vs. New Mexico, 02/05/1960	21-34	0-0	2-3	44
Jimmer Fredette (Sr.) vs. San Diego State, 01/26/2011	14-24	5-8	10-11	43
Jimmer Fredette (Sr.) at Colorado State, 01/22/2011	11-24	4-9	16-17	42
Tyler Haws (Sr.) vs. Virginia Tech, 12/23/2012	14-25	6-8	8-9	42
Timo Saarelainen (Sr.) at New Mexico, 02/07/1985	16-26	0-0	9-12	41
Chase Fischer (Sr.) vs. New Mexico, 12/23/2015	12-21	9-14	8-9	41
John Fairchild (Sr.) vs. Arizona, 02/26/1965	15-23	0-0	10-12	40
Dick Nemelka (Sr.) vs. St. Bonaventure, 12/29/1965	17-26	0-0	6-8	40
Danny Ainge (Sr.) vs. Oral Roberts, 12/23/1978	15-19	0-0	10-12	40
Marty Haws (Sr.) vs. Siena, 11/24/1989	16-19	1-2	7-7	40
Bob Skousen (Sr.) at Ohio State, 01/01/1959	14-NA	NA	11-18	39
Dick Nemelka (Sr.) vs. Houston, 12/04/1965	18-23	0-0	3-3	39
Danny Ainge (Sr.) vs. Utah State, 12/27/1980	15-21	0-0	9-11	39
Michael Smith (Sr.) vs. Utah State, 12/19/1987	13-21	2-2	11-13	39
Michael Smith (Sr.) vs. La Salle, 12/29/1987	17-24	3-5	2-2	39
Jimmer Fredette (Sr.) at UNLV, 01/05/2011	12-25	7-13	8-10	39
Elijah Bryant (So.) at Portland, 02/23/2017	10-17	7-12	12-12	39
Dick Nemelka (Sr.) vs. Cornell, 12/30/1965	17-26	0-0	4-5	38
Devin Durrant (Sr.) at Hawaii, 01/19/1984	14-26	0-0	10-12	38
Jimmer Fredette (Sr.) vs. Wyoming, 03/05/2011	12-24	4-9	10-12	38
Tyler Haws (Sr.) vs. Pacific, 02/07/2014	12-20	4-5	10-11	38
Yoeli Childs (Sr.) at Pepperdine, 02/29/2020	17-27	1-3	3-3	38
Joe Nelson (So.) vs. Denver, 01/16/1948	15-NA	0-0	7-NA	37
Paul Ruffner (Sr.) vs. Georgia, 12/29/1969	14-29	0-0	9-14	37
Danny Ainge (Sr.) vs. San Diego State, 01/08/1981	16-33	0-0	5-9	37
Danny Ainge (Sr.) vs. UCLA, 03/14/1981	14-22	0-0	9-10	37
Marty Haws (Sr.) at Hawaii, 01/04/1990	13-21	0-1	11-13	37
Steve Schreiner (Sr.) vs. Hawaii, 02/09/1991	16-21	0-0	5-8	37
Jimmer Fredette (Sr.) vs. Florida, 03/18/2010	13-26	3-8	8-10	37
Tyler Haws (So.) vs. Washington, 03/19/2013	15-24	1-3	6-6	37
Terry Tebbs (Sr.) vs. Toledo, 12/27/1955	10-NA	0-0	16-17	36
Paul Ruffner (Sr.) vs. San Jose State, 12/13/1969	14-21	0-0	8-13	36
Kresimir Cosic (Sr.) vs. Arizona, 01/25/1973	13-25	0-0	10-11	36
Doug Richards (Sr.) vs. Idaho State, 12/01/1973	14-24	0-0	8-8	36
Danny Ainge (Sr.) at Idaho State, 12/03/1977	14-23	0-0	8-9	36
Devin Durrant (Sr.) at UCLA, 12/28/1983	14-23	0-0	8-10	36
Devin Durrant (Sr.) vs. Wyoming, 01/26/1984	12-17	0-0	12-12	36
Devin Durrant (Sr.) at UTEP, 02/04/1984	11-22	0-0	14-17	36
Russell Larson (Sr.) vs. Nicholls State, 12/10/1993	13-16	0-0	10-10	36
Lee Cummmard (Sr.) vs. Long Beach State, 11/14/2008	13-16	3-4	7-7	36
Jimmer Fredette (Sr.) vs. Utah, 01/30/2010	11-23	4-5	10-12	36
Jimmer Fredette (Sr.) at Colorado State, 02/17/2010	12-22	6-10	6-6	36
Bob Quinnen (Sr.) vs. Michigan State, 12/23/1963	17-30	0-0	1-1	35
Dick Nemelka (Sr.) vs. Illinois, 12/03/1965	16-25	0-0	3-4	35
Craig Raymond (Sr.) vs. Utah State, 01/06/1967	17-27	0-0	1-4	35
Kresimir Cosic (Sr.) at Utah State, 12/22/1971	13-22	0-0	9-10	35
Danny Ainge (Sr.) vs. Utah, 03/07/1981	14-25	0-0	7-7	35
Devin Durrant (Sr.) vs. Hofstra, 11/30/1983	16-20	0-0	3-3	35
Devin Durrant (Sr.) vs. Saint Mary's, 12/10/1983	11-12	0-0	13-16	35
Devin Durrant (Sr.) vs. Weber State, 01/07/1984	13-19	0-0	9-10	35
Devin Durrant (Sr.) vs. UTEP, 03/01/1984	13-19	0-0	9-10	35
Timo Saarelainen (Sr.) vs. La Salle, 11/30/1984	17-24	0-0	1-4	35
Michael Smith (Sr.) vs. San Diego State, 01/12/1989	13-22	2-4	7-9	35
Russell Larson (Sr.) vs. Wyoming, 01/27/1994	12-20	1-1	10-10	35
Terrell Lyday (Sr.) at Utah State, 01/08/2000	11-17	6-9	7-8	35
Tyler Haws (Sr.) vs. Pepperdine, 01/09/2014	11-23	4-6	9-9	35
Tyler Haws (Sr.) at Utah State, 12/02/2014	10-19	3-8	12-13	35
TJ Haws (Sr.) at San Diego, 02/14/2019	11-18	3-5	10-11	35
John Nicoll (Sr.) vs. New Mexico, 02/07/1958	NA	NA	NA	34
John Nicoll (Sr.) vs. Utah State, 02/15/1958	NA	NA	NA	34
Bruce Burton (Sr.) at La Salle, 12/26/1962	15-27	0-0	4-5	34
Gary Dahlman (So.) at Arizona State, 01/11/1963	10-19	0-0	14-20	34
John Fairchild (Sr.) vs. Wyoming, 01/11/1964	14-30	0-0	8-8	34
John Fairchild (Sr.) vs. Arizona State, 02/28/1964	13-22	0-0	6-9	34
Dick Nemelka (Sr.) vs. Utah, 02/05/1966	14-24	0-0	6-9	34
Karl Larmo (Sr.) vs. Saint Francis, 02/01/1969	13-23	0-0	8-10	34
Jay Cheesman (Sr.) at New Mexico, 02/25/1977	10-17	0-0	14-15	34
Devin Durrant (Sr.) vs. Utah, 01/14/1984	13-24	0-0	8-9	34
Devin Durrant (Sr.) vs. New Mexico, 03/03/1984	14-19	0-0	6-8	34
Michael Smith (So.) vs. Pittsburgh, 12/23/1986	12-17	3-3	7-9	34
Michael Smith (So.) at New Mexico, 01/10/1987	15-27	2-4	2-2	34
Michael Smith (So.) vs. UTEP, 02/07/1987	15-26	0-0	4-4	34
Russell Larson (Sr.) vs. Air Force, 02/25/1995	10-14	2-2	12-14	34
Kenneth Roberts (Sr.) at Utah, 03/04/1995	11-15	2-2	10-10	34
Mekeli Wesley (Sr.) vs. Wyoming, 01/20/2000	10-19	3-7	11-14	34
Keena Young (Sr.) at UNLV, 03/10/2007	13-18	0-0	8-11	34
Jimmer Fredette (Sr.) at Buffalo, 12/30/2010	11-24	4-12	8-10	34
Jimmer Fredette (Sr.) vs. Colorado State, 02/23/2011	9-26	2-8	14-16	34
Jimmer Fredette (Sr.) vs. Gonzaga, 03/19/2011	11-23	7-12	5-5	34
TJ Haws (Sr.) at Pepperdine, 01/17/2019	7-14	2-7	18-22	34
John Fairchild (Sr.) vs. Utah State, 01/31/1964	13-21	0-0	7-9	33
Steve Kramer (Sr.) at Santa Clara, 12/17/1965	13-16	0-0	7-7	33
Dick Nemelka (Sr.) at Santa Clara, 12/18/1965	12-21	0-0	9-11	33
Jeff Congdon (Sr.) vs. Utah, 03/05/1966	11-24	0-0	11-12	33
Paul Ruffner (Sr.) at Utah, 01/03/1970	11-22	0-0	11-17	33
Kresimir Cosic (Sr.) vs. New Mexico State, 12/09/1971	13-25	0-0	7-7	33
Jay Cheesman (Sr.) vs. Arizona State, 02/13/1976	16-25	0-0	1-2	33
Danny Ainge (Sr.) vs. Arizona State, 01/21/1978	11-21	0-0	11-11	33
Fred Roberts (Sr.) vs. North Texas, 12/12/1980	12-20	0-0	9-11	33
Devin Durrant (Sr.) vs. Hawaii, 01/15/1983	9-16	0-0	15-16	33
Devin Durrant (Sr.) at Kentucky, 12/17/1983	13-24	0-0	7-10	33
Devin Durrant (Sr.) at San Diego State, 01/21/1984	12-23	0-0	9-14	33
Devin Durrant (Sr.) vs. Hawaii, 02/14/1984	12-17	0-0	9-13	33
Timo Saarelainen (Sr.) vs. San Diego State, 01/31/1985	16-29	0-0	1-3	33
Michael Smith (Sr.) vs. UCLA, 12/03/1988	14-26	3-7	2-2	33
Michael Smith (Sr.) at Air Force, 01/19/1989	11-19	2-2	9-10	33
Michael Smith (Sr.) vs. Hawaii, 03/10/1989	12-23	0-1	9-9	33
Andy Toolson (Sr.) at Penn State, 12/02/1989	13-27	3-8	4-4	33
Mark Bigelow (Fr.) at Washington State, 12/08/1998	11-20	3-4	8-10	33
Jimmer Fredette (Sr.) vs. Nevada, 12/22/2009	11-16	2-5	9-9	33
Jimmer Fredette (Sr.) at San Diego State, 01/23/2010	11-19	5-8	6-6	33
Jimmer Fredette (Sr.) vs. Arizona, 12/11/2010	11-22	3-6	8-9	33
Jimmer Fredette (Sr.) vs. New Mexico, 03/02/2011	10-26	1-9	12-12	33
Brandon Davies (Sr.) at Weber State, 12/15/2012	14-17	0-0	5-6	33
Tyler Haws (Sr.) vs. Saint Mary's, 02/01/2014	10-17	2-4	11-12	33

Name, Opponent, Date	F6-FGA	3FG-3FGA	FT-FTA	Pts
Tyler Haws (Sr.) vs. Ole Miss, 03/17/2015	13-23	5-9	2-3	33
Yoeli Childs (So.) vs. Saint Mary's, 03/05/18	13-18	3-3	4-4	33
Alex Barcello (Sr.) at Pepperdine, 02/12/2022	10-12	9-10	4-4	33
Terry Tebbs (Sr.) vs. Denver, 02/04/1956	12-24	0-0	8-9	32
Bob Skousen (So.) vs. Santa Clara, 12/20/1958	NA	NA	NA	32
Dave Eastis (Sr.) vs. Utah, 01/20/1961	12-16	0-0	8-11	32
Gary Earnest (Sr.) vs. Denver, 03/03/1961	11-19	0-0	10-11	32
John Fairchild (Sr.) at Wyoming, 02/11/1965	11-19	0-0	10-14	32
Kalevi Sarkkalahi (Sr.) vs. Cal State Fullerton, 12/22/1972	11-14	0-0	10-17	32
Kresimir Cosic (Sr.) at Colorado State, 02/10/1973	16-23	0-0	0-0	32
Doug Richards (Sr.) at Utah, 01/12/1974	12-18	0-0	8-8	32
Danny Ainge (Sr.) vs. Charlotte, 12/29/1979	14-21	0-0	4-4	32
Brett Applegate (Sr.) vs. Utah, 01/14/1984	10-15	0-0	12-16	32
Michael Smith (Sr.) vs. Michigan State, 12/29/1986	14-23	1-2	3-4	32
Andy Toolson (Sr.) vs. California, 02/14/1989	7-12	4-7	14-14	32
Michael Smith (Sr.) vs. New Mexico, 02/18/1989	12-23	0-2	8-8	32
Andy Toolson (Sr.) vs. Eastern Washington, 11/25/1989	10-14	5-6	7-9	32
Kenneth Roberts (Sr.) vs. Wyoming, 01/18/1996	12-18	1-3	7-8	32
Byron Ruffner (Sr.) vs. Hawaii, 02/17/1996	10-20	4-7	8-10	32
Terrell Lyday (Sr.) vs. Wyoming, 03/09/2001	8-15	3-3	13-14	32
Rafael Araujo (Sr.) vs. Oklahoma State, 12/06/2003	10-15	0-0	12-16	32
Jimmer Fredette (Sr.) vs. South Florida, 11/26/2010	10-25	4-8	8-8	32
Jimmer Fredette (Sr.) at New Mexico, 01/29/2011	12-26	6-9	2-5	32
Jimmer Fredette (Sr.) vs. Wofford, 03/17/2011	10-25	2-9	10-12	32
Jimmer Fredette (Sr.) vs. Florida, 03/24/2011	11-29	3-15	7-7	32
Tyler Haws (So.) vs. Cal State Northridge, 11/24/2012	9-17	2-4	12-12	32
Tyler Haws (Sr.) at Oregon, 12/21/2013	13-21	1-4	5-5	32
Tyler Haws (Sr.) vs. Purdue, 11/26/2014	9-19	1-3	13-14	32
Yoeli Childs (Sr.) vs. San Francisco, 02/08/2020	14-23	2-4	2-4	32
Terry Tebbs (Sr.) vs. Detroit, 12/28/1955	NA	NA	NA	31
Herschel Pedersen (Sr.) at Wyoming, 02/18/1956	11-17	0-0	9-11	31
John Benson (Sr.) vs. Notre Dame, 12/28/1956	12-NA	0-0	7-NA	31
John Nicoll (Sr.) at Utah State, 01/31/1958	13-25	0-0	5-13	31
Bruce Burton (Sr.) vs. Baylor, 12/21/1962	13-26	0-0	7-8	31
Dick Nemelka (Sr.) at Arizona State, 01/16/1965	12-21	0-0	5-7	31
Karl Larmo (Sr.) vs. Arizona, 02/15/1969	14-18	0-0	3-5	31
Doug Howard (Sr.) vs. Arizona State, 02/12/1970	12-19	0-0	7-9	31
Bernie Fryer (Sr.) vs. Villanova, 12/29/1970	11-20	0-0	9-9	31
Kresimir Cosic (Sr.) vs. Saint Joseph's, 12/04/1971	11-21	0-0	9-14	31
Bernie Fryer (Sr.) vs. Utah State, 01/22/1972	12-22	0-0	7-8	31
Kresimir Cosic (Sr.) vs. Santa Clara, 12/01/1972	11-21	0-0	9-9	31
Kresimir Cosic (Sr.) vs. Oklahoma State, 12/13/1972	12-21	0-0	7-9	31
Jay Cheesman (Sr.) at Utah State, 12/04/1976	10-17	0-0	11-14	31
Keith Rice (Sr.) vs. North Carolina, 12/28/1977	14-21	0-0	3-6	31
Devin Durrant (Sr.) at Colorado State, 02/21/1980	13-15	0-0	5-7	31
Danny Ainge (Sr.) vs. Wyoming, 01/24/1981	11-21	0-0	9-11	31
Danny Ainge (Sr.) at Colorado State, 02/28/1981	12-15	0-0	7-9	31
Devin Durrant (Sr.) at Utah, 02/05/1983	9-20	0-0	13-17	31
Devin Durrant (Sr.) vs. San Diego State, 02/16/1984	10-15	0-0	11-12	31
Timo Saarelainen (Sr.) at Utah State, 12/11/1984	13-22	0-0	5-6	31
Timo Saarelainen (Sr.) vs. Wyoming, 01/24/1985	9-17	0-0	13-16	31
Michael Smith (Sr.) at New Mexico, 01/05/1989	14-26	3-7	0-0	31
Michael Smith (Sr.) vs. Hawaii, 01/14/1989	12-24	1-4	6-6	31
Jared Miller (Sr.) vs. Arizona State, 12/01/1992	13-16	0-0	5-8	31
Mekeli Wesley (Sr.) vs. Washington, 12/09/1997	10-16	0-4	11-12	31
Ron Sellaize (Sr.) vs. UNLV, 02/21/1998	8-18	2-4	13-17	31
Mekeli Wesley (Sr.) at UTEP, 02/28/1998	7-18	1-1	16-18	31
Mark Bigelow (So.) vs. Arizona State, 11/24/2001	9-17	4-8	9-10	31
Rafael Araujo (Sr.) at Air Force, 03/01/2003	13-16	0-0	5-8	31
Rafael Araujo (Sr.) at Boise State, 12/02/2003	10-13	0-0	11-14	31
Tyler Haws (Sr.) at Stanford, 11/11/2013	10-18	2-3	9-13	31
Tyler Haws (Sr.) vs. Loyola Marymount, 01/11/2014	9-19	0-1	13-14	31
Eric Mika (So.) vs. San Francisco, 01/12/2017	12-17	0-0	7-8	31
Yoeli Childs (Sr.) at Weber State, 12/01/18	13-23	2-5	3-7	31
Yoeli Childs (Sr.) vs. Utah State, 12/05/18	11-18	1-4	8-8	31
Yoeli Childs (Sr.) vs. Utah, 12/07/18	13-16	1-3	4-5	31
Joe Nelson (Sr.) vs. UCLA, 03/25/1950	12-25	0-0	6-7	30
Terry Tebbs (Sr.) at Denver, 01/08/1955	10-NA	0-0	10-NA	30
Tom Steinke (Sr.) vs. Colorado State, 02/15/1956	14-NA	0-0	2-NA	30
Tom Steinke (Sr.) vs. St. John's, 12/26/1956	12-26	0-0	6-8	30
John Nicoll (Sr.) vs. Dartmouth, 12/27/1958	NA	NA	NA	30
Dave Eastis (Sr.) at Wyoming, 02/19/1960	10-16	0-0	10-11	30
Bruce Burton (Sr.) vs. Arizona, 02/15/1963	12-24	0-0	6-8	30



## 30-Point Games By Date

Name, Year, Opponent, Date	F6-FGA	3FG-3FGA	FT-FTA	Pts
Joe Nelson (So.) vs. Denver, 01/16/1948	15-NA	0-0	7-NA	37
Joe Nelson (Sr.) vs. UCLA, 03/25/1950	12-25	0-0	6-7	30
Terry Tebbs (Jr.) at Denver, 01/08/1955	10-NA	0-0	10-NA	30
Terry Tebbs (Sr.) vs. Toledo, 12/27/1955	10-NA	0-0	16-17	36
Terry Tebbs (Sr.) vs. Detroit, 12/28/1955	NA	NA	NA	31
Terry Tebbs (Sr.) vs. Denver, 02/04/1956	12-24	0-0	8-9	32
Tom Steinke (Sr.) vs. Colorado State, 02/15/1956	14-NA	0-0	2-NA	30
Herschel Pedersen (Sr.) at Wyoming, 02/18/1956	11-17	0-0	9-11	31
Tom Steinke (Sr.) vs. St. John's, 12/26/1956	12-26	0-0	6-7	30
John Benson (Sr.) vs. Notre Dame, 12/28/1956	12-NA	0-0	7-NA	31
John Nicoll (Jr.) at Utah State, 01/31/1958	13-25	0-0	5-13	31
John Nicoll (Jr.) vs. New Mexico, 02/07/1958	NA	NA	NA	34
John Nicoll (Jr.) vs. Utah State, 02/15/1958	NA	NA	NA	34
Bob Skousen (So.) vs. Santa Clara, 12/20/1958	NA	NA	NA	32
John Nicoll (Sr.) vs. Dartmouth, 12/27/1958	NA	NA	NA	30
Bob Skousen (Sr.) at Ohio State, 01/01/1959	14-NA	NA	11-18	39
Dave Eastis (Jr.) vs. New Mexico, 02/05/1960	21-34	0-0	2-3	44
Dave Eastis (Jr.) vs. Wyoming, 02/19/1960	10-16	0-0	10-11	30
Dave Eastis (Sr.) vs. Utah, 01/20/1961	12-16	0-0	10-11	32
Gary Earnest (Sr.) vs. Denver, 03/03/1961	11-19	0-0	10-11	32
Bob Skousen (Jr.) vs. UCLA, 12/02/1961	19-NA	0-0	9-11	47
Bruce Burton (Sr.) vs. Baylor, 12/21/1962	13-26	0-0	5-7	31
Bruce Burton (Sr.) at La Salle, 12/26/1962	15-27	0-0	4-5	34
Gary Dahlman (So.) at Arizona State, 01/11/1963	10-19	0-0	14-20	34
Bruce Burton (Sr.) vs. Arizona, 02/15/1963	12-24	0-0	6-7	30
Bob Quinnery (Jr.) vs. Michigan State, 12/23/1963	17-30	0-0	1-1	35
John Fairchild (Jr.) vs. Wyoming, 01/11/1964	14-30	0-0	6-8	34
John Fairchild (Jr.) vs. Utah State, 01/31/1964	13-21	0-0	7-9	33
John Fairchild (Jr.) vs. Arizona State, 02/28/1964	13-22	0-0	8-9	34
John Fairchild (Sr.) vs. Oregon, 12/04/1964	12-22	0-0	6-8	30
Bob Quinnery (Sr.) vs. Creighton, 12/28/1964	12-18	0-0	6-8	30
Dick Nemelka (Jr.) at Arizona State, 01/16/1965	12-21	0-0	7-6	31
John Fairchild (Sr.) vs. Utah State, 02/06/1965	11-21	0-0	8-13	30
John Fairchild (Sr.) at Wyoming, 02/11/1965	11-19	0-0	10-14	32
John Fairchild (Sr.) vs. Arizona, 02/26/1965	15-23	0-0	10-12	40
Dick Nemelka (Sr.) vs. Illinois, 12/03/1965	16-25	0-0	3-4	39
Dick Nemelka (Sr.) vs. Houston, 12/04/1965	18-23	0-0	3-3	35
Steve Kramer (Sr.) at Santa Clara, 12/17/1965	13-16	0-0	7-7	33
Dick Nemelka (Sr.) at Santa Clara, 12/18/1965	12-21	0-0	9-11	33
Dick Nemelka (Sr.) vs. St. Bonaventure, 12/29/1965	17-26	0-0	6-8	40
Dick Nemelka (Sr.) vs. Cornell, 12/30/1965	17-26	0-0	4-5	38
Dick Nemelka (Sr.) at Wyoming, 01/15/1966	14-28	0-0	2-4	30
Dick Nemelka (Sr.) vs. Utah, 02/05/1966	14-24	0-0	6-9	34
Jeff Congdon (Sr.) vs. Utah, 03/05/1966	11-24	0-0	11-12	33
Craig Raymond (Sr.) vs. Utah State, 01/06/1967	17-27	0-0	1-4	35
Kari Liimo (Sr.) vs. Saint Francis, 02/01/1969	13-23	0-0	8-10	34
Kari Liimo (Sr.) vs. Arizona, 02/15/1969	14-18	0-0	3-5	31
Paul Ruffner (Sr.) vs. San Jose State, 12/13/1969	14-21	0-0	8-13	36
Paul Ruffner (Sr.) vs. Georgia, 12/29/1969	14-29	0-0	9-14	37
Paul Ruffner (Sr.) at Utah, 01/03/1970	11-22	0-0	11-17	33
Doug Howard (Sr.) vs. New Mexico, 01/29/1970	10-17	0-0	10-11	30
Doug Howard (Sr.) vs. Arizona State, 02/12/1970	12-19	0-0	7-9	31
Bernie Fryer (Jr.) vs. Villanova, 12/29/1970	11-20	0-0	9-9	31
Kresimir Cosic (So.) at Utah State, 03/13/1971	10-19	0-0	10-12	30
Kresimir Cosic (Jr.) vs. Kansas State, 12/03/1971	8-11	0-0	14-16	30
Kresimir Cosic (Jr.) vs. Saint Joseph's, 12/04/1971	11-21	0-0	9-14	31
Kresimir Cosic (Jr.) vs. New Mexico State, 12/09/1971	13-25	0-0	7-7	33
Kresimir Cosic (Jr.) at Utah State, 12/22/1971	13-22	0-0	9-10	35
Bernie Fryer (Sr.) vs. Utah State, 01/22/1972	12-22	0-0	7-8	31
Kresimir Cosic (Sr.) vs. Santa Clara, 12/01/1972	11-21	0-0	9-9	31
Kresimir Cosic (Sr.) vs. Oklahoma State, 12/13/1972	12-21	0-0	7-9	31
Kalevi Sarkkari (Sr.) vs. Cal State Fullerton, 12/22/1972	11-14	0-0	10-17	32
Kresimir Cosic (Sr.) vs. Arizona, 01/25/1973	13-25	0-0	10-11	36
Kresimir Cosic (Sr.) at Colorado State, 02/10/1973	16-23	0-0	0-0	32
Kresimir Cosic (Sr.) at Arizona, 02/24/1973	11-23	0-0	8-10	30
Doug Richards (Sr.) vs. Idaho State, 12/01/1973	14-24	0-0	8-8	36
Doug Richards (Sr.) at Utah, 01/12/1974	12-18	0-0	8-8	32
Jay Cheesman (Jr.) vs. Arizona State, 02/13/1976	16-25	0-0	1-2	33
Jay Cheesman (Sr.) at Utah State, 12/04/1976	10-17	0-0	11-14	31
Jay Cheesman (Sr.) at New Mexico, 02/25/1977	10-17	0-0	14-15	34
Danny Ainge (Fr.) at Idaho State, 12/03/1977	14-23	0-0	8-9	36
Keith Rice (Jr.) vs. North Carolina, 12/28/1977	14-21	0-0	3-6	31
Danny Ainge (Fr.) vs. Arizona State, 01/21/1978	11-21	0-0	11-11	33
Danny Ainge (So.) vs. Oral Roberts, 12/23/1978	15-19	0-0	10-12	40
Fred Roberts (Fr.) at UTEP, 02/10/1979	13-17	0-0	4-4	30
Danny Ainge (Jr.) vs. Charlotte, 12/29/1979	14-21	0-0	4-4	32
Danny Ainge (Jr.) at San Diego State, 01/24/1980	14-21	0-0	2-3	30
Devin Durrant (So.) at Colorado State, 02/21/1980	13-15	0-0	5-7	31
Danny Ainge (Jr.) vs. San Diego State, 03/01/1980	9-20	0-0	12-12	30
Fred Roberts (Jr.) vs. North Texas, 12/12/1980	12-20	0-0	9-11	33
Danny Ainge (Sr.) vs. Utah State, 12/27/1980	15-21	0-0	9-11	39
Fred Roberts (Jr.) vs. Utah State, 12/27/1980	10-16	0-0	10-11	30
Danny Ainge (Sr.) vs. San Diego State, 01/08/1981	16-33	0-0	5-9	37
Danny Ainge (Sr.) vs. Wyoming, 01/24/1981	11-21	0-0	9-11	31
Danny Ainge (Sr.) at Colorado State, 02/28/1981	12-15	0-0	7-9	31
Danny Ainge (Sr.) vs. Utah, 03/07/1981	14-25	0-0	7-7	35
Danny Ainge (Sr.) vs. UCLA, 03/14/1981	14-22	0-0	9-10	37
Devin Durrant (Jr.) vs. Hawaii, 01/15/1983	9-16	0-0	15-16	33
Devin Durrant (Jr.) at Utah, 02/05/1983	9-20	0-0	13-17	31
Devin Durrant (Sr.) vs. Hofstra, 11/30/1983	16-20	0-0	3-3	35
Devin Durrant (Sr.) vs. Saint Mary's, 12/10/1983	11-12	0-0	13-16	35
Devin Durrant (Sr.) at Kentucky, 12/17/1983	13-24	0-0	7-10	33
Devin Durrant (Sr.) at UCLA, 12/28/1983	14-23	0-0	8-10	36
Devin Durrant (Sr.) vs. Weber State, 01/07/1984	13-19	0-0	9-10	35
Brett Applegate (Sr.) vs. Utah, 01/14/1984	10-15	0-0	12-16	32
Devin Durrant (Sr.) vs. Utah, 01/14/1984	13-24	0-0	8-9	34
Devin Durrant (Sr.) at Hawaii, 01/19/1984	14-26	0-0	10-12	38
Devin Durrant (Sr.) vs. Wyoming, 01/26/1984	12-17	0-0	12-12	36
Devin Durrant (Sr.) at San Diego State, 01/21/1984	12-23	0-0	9-14	33
Devin Durrant (Sr.) at UTEP, 02/04/1984	11-22	0-0	14-17	36
Devin Durrant (Sr.) vs. Hawaii, 02/14/1984	12-17	0-0	9-13	33
Devin Durrant (Sr.) vs. San Diego State, 02/16/1984	10-15	0-0	11-12	31
Devin Durrant (Sr.) vs. UTEP, 03/01/1984	13-19	0-0	9-10	35
Devin Durrant (Sr.) vs. New Mexico, 03/03/1984	14-19	0-0	1-8	34
Timo Saarela (Sr.) vs. La Salle, 11/30/1984	17-24	0-0	6-4	35
Timo Saarela (Sr.) at Utah State, 12/11/1984	13-22	0-0	5-6	31
Timo Saarela (Sr.) vs. Wyoming, 01/24/1985	9-17	0-0	13-16	31
Timo Saarela (Sr.) vs. San Diego State, 01/31/1985	16-29	0-0	1-3	33
Timo Saarela (Sr.) at New Mexico, 02/07/1985	16-26	0-0	1-2	41
Jeff Chatman (So.) vs. Hawaii, 01/10/1986	12-19	0-0	4-6	30
Bob Capener (Jr.) vs. New Mexico, 02/14/1986	13-23	0-0	6-7	30
Michael Smith (So.) vs. Pittsburgh, 12/23/1986	12-17	3-3	7-9	34
Michael Smith (So.) vs. Michigan State, 12/29/1986	14-23	1-2	3-4	32

Name, Opponent, Date	F6-FGA	3FG-3FGA	FT-FTA	Pts
Michael Smith (So.) at New Mexico, 01/10/1987	15-27	2-4	2-2	34
Michael Smith (So.) vs. UTEP, 02/07/1987	15-26	0-0	4-4	34
Michael Smith (Jr.) vs. Utah State, 12/19/1987	13-21	2-2	11-13	39
Jeff Chatman (Sr.) vs. Chicago State, 12/12/1987	13-16	0-0	4-4	30
Michael Smith (Jr.) vs. La Salle, 12/29/1987	17-24	3-5	2-2	39
Michael Smith (Sr.) at Weber State, 12/01/1988	10-24	2-5	8-9	30
Michael Smith (Sr.) vs. UCLA, 12/03/1988	14-26	3-7	2-2	33
Michael Smith (Sr.) at New Mexico, 01/05/1989	14-26	3-7	0-0	31
Michael Smith (Sr.) vs. San Diego State, 01/12/1989	13-22	2-4	7-9	35
Michael Smith (Sr.) vs. Hawaii, 01/14/1989	12-24	1-4	6-6	31
Michael Smith (Sr.) at Air Force, 01/19/1989	11-19	2-2	9-10	33
Andy Toolson (Jr.) vs. California, 02/14/1989	7-12	4-7	14-14	32
Michael Smith (Sr.) vs. UTEP, 02/16/1989	12-23	1-6	5-5	30
Michael Smith (Sr.) vs. New Mexico, 02/18/1989	12-23	0-2	8-8	32
Michael Smith (Sr.) vs. Utah, 02/25/1989	12-18	0-0	6-8	30
Michael Smith (Sr.) vs. Colorado State, 03/04/1989	12-20	1-2	5-5	30
Michael Smith (Sr.) vs. Hawaii, 03/10/1989	12-23	0-1	9-9	33
Marty Haws (Sr.) vs. Siena, 11/25/1989	16-19	1-2	7-7	40
Andy Toolson (Sr.) vs. Eastern Washington, 11/25/1989	10-14	5-6	7-9	32
Andy Toolson (Sr.) at Penn State, 12/02/1989	13-27	3-8	4-4	33
Marty Haws (Sr.) at Hawaii, 01/04/1990	13-21	0-1	11-13	37
Steve Schreiner (Sr.) vs. New Mexico, 01/12/1991	15-24	0-0	0-1	30
Steve Schreiner (Sr.) vs. Hawaii, 02/09/1991	16-21	0-0	5-8	37
Nathan Call (Jr.) vs. Tulsa, 12/05/1991	9-10	5-6	7-9	30
Jared Miller (Sr.) vs. Arizona State, 12/01/1992	13-16	0-0	5-8	31
Nick Sanderson (Sr.) at Utah State, 12/04/1992	10-15	7-12	3-5	30
Russell Larson (Jr.) vs. Nicholls State, 12/10/1993	13-16	0-0	10-10	36
Russell Larson (Jr.) vs. Wyoming, 01/27/1994	12-20	1-1	10-10	35
Russell Larson (Jr.) vs. San Diego State, 02/10/1994	7-10	1-1	15-17	30
Kenneth Roberts (So.) vs. Hawaii, 03/12/1994	12-14	0-0	6-8	30
Russell Larson (Sr.) vs. Air Force, 02/25/1995	10-14	2-2	12-14	34
Kenneth Roberts (Jr.) at Utah, 03/04/1995	11-15	2-2	10-10	34
Kenneth Roberts (Sr.) vs. Wyoming, 01/18/1996	12-18	1-3	7-8	32
Byron Ruffner (Jr.) vs. Hawaii, 02/17/1996	10-20	4-7	8-10	32
Kenneth Roberts (Sr.) at Air Force, 02/22/1996	9-15	0-0	12-14	30
Mekeli Wesley (Fr.) vs. Washington, 12/09/1997	10-16	0-4	11-12	31
Ron Seltzeazze (Jr.) vs. UNLV, 02/21/1998	8-18	2-4	13-17	31
Mekeli Wesley (Fr.) at UTEP, 02/28/1998	7-18	1-1	16-18	31
Mark Bigelow (Fr.) at Washington State, 12/08/1998	11-20	3-4	8-10	33
Terrell Lyday (Jr.) at Utah State, 01/08/2000	11-17	6-9	7-8	35
Terrell Lyday (Jr.) at UNLV, 01/10/2000	10-17	5-10	5-5	30
Mekeli Wesley (Jr.) vs. Wyoming, 01/20/2000	10-19	3-7	11-14	34
Terrell Lyday (Sr.) vs. Wyoming, 03/09/2001	8-15	3-3	13-14	32
Mekeli Wesley (Sr.) vs. New Mexico, 03/10/2001	11-12	1-2	7-8	30
Mark Bigelow (So.) vs. Arizona State, 11/24/2001	9-17	4-8	9-10	31
Travis Hansen (Jr.) at Pepperdine, 01/05/2002	10-19	0-1	10-10	30
Rafael Araujo (Jr.) at Air Force, 03/01/2003	13-16	0-0	5-8	31
Rafael Araujo (Sr.) at Boise State, 12/02/2003	10-13	0-0	11-14	31
Rafael Araujo (Sr.) vs. Oklahoma State, 12/06/2003	10-15	0-0	12-16	32
Keena Young (Sr.) at UNLV, 03/10/2007	13-18	0-0	8-11	34
Lee Cummand (Sr.) vs. Long Beach State, 11/14/2008	13-16	3-4	7-7	36
Lee Cummand (Sr.) at Weber State, 12/03/2008	12-13	3-4	3-4	30
Jimmy Fredette (Jr.) vs. Nevada, 12/22/2009	11-16	2-5	9-9	33
Jimmy Fredette (Jr.) at Arizona, 12/28/2009	16-23	9-13	8-9	49
Jimmy Fredette (Jr.) at San Diego State, 01/23/2010	11-19	5-8	6-6	33
Jimmy Fredette (Jr.) vs. Utah, 01/30/2010	11-23	4-5	10-12	36
Jimmy Fredette (Jr.) at Colorado State, 02/17/2010	12-22	6-10	6-7	36
Jimmy Fredette (Jr.) vs. TCU, 03/11/2010	10-23	2-10	23-24	45
Jimmy Fredette (Jr.) at UNLV, 03/12/2010	7-20	4-11	12-12	30
Jimmy Fredette (Jr.) vs. Florida, 03/18/2010	13-26	3-8	8-10	37
Jimmy Fredette (Sr.) vs. South Florida, 11/26/2010	10-25	4-8	8-8	32
Jimmy Fredette (Sr.) vs. Arizona, 12/11/2010	11-22	3-6	8-9	33
Jimmy Fredette (Sr.) at Buffalo, 12/30/2010	11-24	4-12	8-10	34
Jimmy Fredette (Sr.) at UNLV, 01/05/2011	12-25	7-13	8-10	39
Jimmy Fredette (Sr.) at Utah, 01/11/2011	16-28	6-9	9-9	47
Jimmy Fredette (Sr.) at Colorado State, 01/22/2011	11-24	4-9	16-17	42
Jimmy Fredette (Sr.) vs. San Diego State, 01/26/2011	14-24	5-8	10-11	43
Jimmy Fredette (Sr.) at New Mexico, 01/29/2011	12-26	6-9	2-5	32
Jimmy Fredette (Sr.) vs. Colorado State, 02/23/2011	9-26	2-8	14-16	34
Jimmy Fredette (Sr.) vs. New Mexico, 03/02/2011	10-26	1-9	12-12	33
Jimmy Fredette (Sr.) vs. Wyoming, 03/05/2011				



# 30-POINT GAMES

@BYUMBB

## 30-Point Games By Opponent

SCHOOL	ALL-TIME MEETINGS	30-POINT PERFORMANCES	LAST
Air Force	66	4	Rafael Araujo (Jr.), 03/01/2003 - 31 (13-16 FG, 0-0 3FG, 5-8 FT)
Arizona	38	7	Jimmer Fredette (Sr.), 12/11/2010 - 33 (11-22 FG, 3-6 3FG, 8-9 FT)
Arizona State	49	8	Mark Bigelow (So.), 11/24/2001 - 31 (9-17 FG, 4-8 3FG, 9-10 FT)
Baylor	10	1	Bruce Burton (Sr.), 12/21/1962 - 31 (13-26 FG, 0-0 3FG, 5-7 FT)
Boise State	15	1	Rafael Araujo (Sr.), 12/02/2003 - 31 (10-13 FG, 0-0 3FG, 11-14 FT)
Buffalo	2	1	Jimmer Fredette (Sr.), 12/30/2010 - 34 (11-24 FG, 4-12 3FG, 8-10 FT)
Cal State Fullerton	7	1	Kalevi Sarkalahti (Sr.), 12/22/1972 - 32 (11-14 FG, 0-0 3FG, 10-17 FT)
Cal State Northridge	5	1	Tyler Haws (So.), 11/24/2012 - 32 (9-17 FG, 2-4 3FG, 12-12 FT)
California	2	1	Andy Toolson (Jr.), 02/14/1989 - 32 (7-12 FG, 4-7 3FG, 14-14 FT)
Chaminade	2	1	Chase Fischer (Jr.), 11/25/2014 - 30 (10-14 FG, 10-13 3FG, 0-0 FT)
Charlotte	2	1	Danny Ainge (Jr.), 12/29/1979 - 32 (14-21 FG, 0-0 3FG, 4-4 FT)
Chicago State	2	1	Jeff Chatman (Sr.), 12/12/87 - 30 (13-16 FG, 0-0 3FG, 4-4 FT)
Colorado State	136	8	Jimmer Fredette (Sr.), 02/23/2011 - 34 (9-26 FG, 2-8 3FG, 14-16 FT)
Cornell	2	1	Dick Nemeika (Sr.), 12/30/1965 - 38 (17-26 FG, 0-0 3FG, 4-5 FT)
Creighton	11	1	Bob Quinney (Sr.), 12/28/1964 - 30 (12-18 FG, 0-0 3FG, 6-6 FT)
Dartmouth	1	1	John Nicoll (Sr.), 12/27/1958 - 30 (NA FG, NA 3FG, NA FT)
Denver	68	4	Gary Earnest (Sr.), 03/03/1961 - 32 (11-19 FG, 0-0 3FG, 10-11 FT)
Detroit	1	1	Terry Tebbs (Sr.), 12/28/1955 - 31 (NA FG, NA 3FG, NA FT)
Eastern Washington	3	1	Andy Toolson (Sr.), 11/25/1989 - 32 (10-14 FG, 5-6 3FG, 7-9 FT)
Florida	4	2	Jimmer Fredette (Sr.), 03/24/2011 - 32 (11-29 FG, 3-15 3FG, 7-7 FT)
Georgia	3	1	Paul Ruffner (Sr.), 12/29/1969 - 37 (14-29 FG, 0-0 3FG, 9-14 FT)
Gonzaga	30	1	Jimmer Fredette (Sr.), 03/19/2011 - 34 (11-23 FG, 7-12 3FG, 5-5 FT)
Hawaii	46	11	Tyler Haws (Sr.), 12/06/2014 - 30 (9-17 FG, 2-5 3FG, 10-10 FT)
Hofstra	2	1	Devin Durrant (Sr.), 11/30/1983 - 35 (16-20 FG, 0-0 3FG, 3-3 FT)
Houston	8	1	Dick Nemeika (Sr.), 12/04/1965 - 39 (18-23 FG, 0-0 3FG, 3-3 FT)
Idaho State	39	2	Danny Ainge (Fr.), 12/03/1977 - 36 (14-23 FG, 0-0 3FG, 8-9 FT)
Illinois	6	1	Dick Nemeika (Sr.), 12/03/1965 - 35 (16-25 FG, 0-0 3FG, 3-4 FT)
Kansas State	7	1	Kresimir Cosic (Jr.), 12/03/1971 - 30 (8-11 FG, 0-0 3FG, 14-16 FT)
Kentucky	3	1	Devin Durrant (Sr.), 12/17/1983 - 33 (13-24 FG, 0-0 3FG, 7-10 FT)
La Salle	9	3	Michael Smith (Jr.), 12/19/1987 - 39 (17-24 FG, 3-5 3FG, 2-2 FT)
Long Beach State	12	1	Lee Cummarid (Sr.), 11/14/2008 - 36 (13-16 FG, 3-4 3FG, 7-7 FT)
Loyola Marymount	27	1	Tyler Haws (Jr.), 01/11/2014 - 31 (9-19 FG, 0-1 3FG, 13-14 FT)
Michigan State	9	2	Michael Smith (So.), 12/29/1986 - 32 (14-23 FG, 1-2 3FG, 3-4 FT)
New Mexico	132	16	Chase Fischer (Sr.), 12/23/2015 - 41 (12-21 FG, 9-14 3FG, 8-9 FT)
New Mexico State	10	1	Kresimir Cosic (Jr.), 12/09/1971 - 33 (13-25 FG, 0-0 3FG, 7-7 FT)
Nevada	21	1	Jimmer Fredette (Jr.), 12/22/2009 - 33 (11-16 FG, 2-5 3FG, 9-9 FT)
Nicholls State	1	1	Russell Larson (Jr.), 12/10/1993 - 36 (13-16 FG, 0-0 3FG, 10-10 FT)
North Carolina	5	1	Keith Rice (Jr.), 12/28/1977 - 31 (14-21 FG, 0-0 3FG, 3-6 FT)
North Texas	3	1	Fred Roberts (Jr.), 12/21/1980 - 33 (12-20 FG, 0-0 3FG, 9-11 FT)
Notre Dame	8	1	John Benson (Sr.), 12/28/1956 - 31 (12-NA FG, 0-0 3FG, 7-NA FT)
Ohio State	7	1	Bob Skousen (So.), 01/01/1959 - 39 (14-NA FG, NA 3FG, 11-18 FT)
Oklahoma State	7	2	Kresimir Cosic (Sr.), 12/13/1972 - 31 (12-21 FG, 0-0 3FG, 7-9 FT)
Ole Miss	1	1	Tyler Haws (Sr.), 03/17/2015, 33 (13-23 FG, 5-9 3FG, 2-3 FT)
Oral Roberts	7	1	Danny Ainge (So.), 12/23/1978 - 40 (15-19 FG, 0-0 3FG, 10-12 FT)
Oregon	24	2	Tyler Haws (Jr.), 12/21/2013 - 32 (13-21 FG, 1-4 3FG, 5-5 FT)
Pacific	23	1	Tyler Haws (Jr.), 02/07/2014 - 38 (12-20 FG, 4-5 3FG, 10-11 FT)
Penn State	4	1	Andy Toolson (Sr.), 12/02/89 - 33 (13-27 FG, 3-8 3FG, 4-4 FT)
Pepperdine	30	5	Alex Barcello (Sr.), 02/12/2022 - 33 (10-12 FG, 9-10 3FG, 4-4 FT)
Pittsburgh	1	1	Michael Smith (So.), 12/23/1986 - 34 (12-17 FG, 3-3 3FG, 7-9 FT)
Portland	27	3	Elijah Bryant (So.), 02/23/2017 - 39 (10-17 FG, 7-12 3FG, 12-12 FT)
Portland State	2	1	TJ Haws (Jr.), 12/12/2018 - 30 (9-15 FG, 5-10 3FG, 7-9 FT)
Purdue	2	1	Tyler Haws (Sr.), 11/26/2014 - 32 (9-19 FG, 1-3 3FG, 13-14 FT)
Saint Francis	1	1	Kari Liimo (Sr.), 02/01/1969 - 34 (13-23 FG, 0-0 3FG, 8-10 FT)
Saint Joseph's	8	1	Kresimir Cosic (Jr.), 12/04/1971 - 31 (11-21 FG, 0-0 3FG, 9-14 FT)
Saint Mary's	35	3	Yoeli Childs (So.), 03/05/2018 - 33 (13-18 FG, 3-3 3FG, 4-4 FT)
San Diego	25	1	TJ Haws (Jr.), 02/14/2019 - 35 (11-18 FG, 3-5 3FG, 10-11 FT)
San Diego State	76	11	Jimmer Fredette (Sr.), 03/12/2011 - 30 (10-25 FG, 2-7 3FG, 8-11 FT)
San Francisco	34	3	Yoeli Childs (Sr.), 02/08/2020 - 32 (14-23 FG, 2-4 3FG, 2-4 FT)
San Jose State	9	1	Paul Ruffner (Sr.), 12/13/1969 - 36 (14-21 FG, 0-0 3FG, 8-13 FT)
Santa Clara	39	5	Tyler Haws (Sr.), 03/07/2015 - 30 (9-19 FG, 1-5 3FG, 11-12 FT)
Siena	1	1	Marty Haws (Sr.), 11/24/1989 - 40 (16-19 FG, 1-2 3FG, 7-7 FT)
South Florida	2	1	Jimmer Fredette (Sr.), 11/26/2010 - 32 (10-25 FG, 4-8 3FG, 8-8 FT)
St. Bonaventure	3	1	Dick Nemeika (Sr.), 12/29/1965 - 40 (17-26 FG, 0-0 3FG, 6-8 FT)
St. John's	8	1	Tom Steinke (Sr.), 12/26/1956 - 31 (11-7 FG, 0-0 3FG, 6-7 FT)
Stanford	9	1	Tyler Haws (Jr.), 11/11/2013 - 31 (10-18 FG, 2-3 3FG, 9-13 FT)
TCU	22	1	Jimmer Fredette (Jr.), 03/11/2010 - 45 (10-23 FG, 2-10 3FG, 23-24 FT)
Toledo	4	1	Terry Tebbs (Sr.), 12/27/1955 - 36 (10-NA FG, 0-0 3FG, 16-17 FT)
Tulsa	12	1	Nathan Call (Sr.), 12/05/1991 - 30 (9-10 FG, 5-6 3FG, 7-9 FT)
UCLA	25	5	Michael Smith (Sr.), 12/03/1988 - 33 (14-26 FG, 3-7 3FG, 2-2 FT)
UNLV	36	5	Jimmer Fredette (Sr.), 01/05/2011 - 39 (12-25 FG, 7-13 3FG, 8-10 FT)
Utah	262	14	Yoeli Childs (Jr.), 12/07/2018 - 31 (13-16 FG, 1-3 3FG, 4-5 FT)
Utah State	238	17	Yoeli Childs (Jr.), 12/05/2018 - 31 (11-18 FG, 1-4 3FG, 8-8 FT)
UTEP	66	6	Mekeli Wesley (Fr.), 02/28/1998 - 31 (7-18 FG, 1-1 3FG, 16-18 FT)
Villanova	3	1	Bernie Fryer (Jr.), 12/29/1970 - 31 (11-20 FG, 0-0 3FG, 9-9 FT)
Virginia Tech	5	1	Tyler Haws (So.), 12/29/2012 - 42 (14-25 FG, 6-8 3FG, 8-9 FT)
Washington	19	2	Mekeli Wesley (Sr.), 12/09/1997 - 31 (10-16 FG, 0-4 3FG, 11-12 FT)
Washington State	11	1	Mark Bigelow (Fr.), 12/08/1998 - 33 (11-20 FG, 3-4 3FG, 8-10 FT)
Weber State	47	5	Yoeli Childs (Jr.), 12/01/2018 - 31 (13-23 FG, 2-5 3FG, 3-7 FT)
Wofford	2	1	Jimmer Fredette (Sr.), 03/17/2011 - 32 (10-15 FG, 2-9 3FG, 10-12 FT)
Wyoming	174	13	Jimmer Fredette (Sr.), 03/05/2011 - 38 (12-24 FG, 4-9 3FG, 10-12 FT)



Freshman Individual Season Records

Points Scored

Rk	Name, Year	G	Pts	Avg
1	Danny Ainge, 1977-78	30	632	21.1
2	Shawn Bradley, 1990-91	34	503	14.8
3	TJ Haws, 2016-17	34	470	13.8
4	Mark Bigelow, 1998-99	28	419	15.0
5	Mekeli Wesley, 1997-98	30	406	13.5
6	Fred Roberts, 1978-79	28	399	14.3
7	Tyler Haws, 2009-10	35	397	11.3
8	Trent Plaisted, 2005-06	29	394	13.6
9	Eric Mika, 2013-14	33	389	11.8
10	Devin Durrant, 1978-79	35	370	13.2

\*Nick Emery (2015-16) scored 585 points. His statistics from 2015-17 were vacated by the NCAA Committee on Infractions.

Scoring Average

Rk	Name, Year	G	Pts	Avg
1	Danny Ainge, 1977-78	30	632	21.1
2	Mark Bigelow, 1998-99	28	419	15.0
3	Shawn Bradley, 1990-91	34	503	14.8
4	Fred Roberts, 1978-79	28	399	14.3
5	TJ Haws, 2016-17	34	470	13.8
6	Trent Plaisted, 2005-06	29	394	13.6
7	Mekeli Wesley, 1997-98	30	406	13.5
8	Devin Durrant, 1978-79	28	370	13.2
9	Matt Carlino, 2011-12	25	305	12.2
10	Eric Mika, 2013-14	33	389	11.8

\*Nick Emery (2015-16) averaged 16.3 points. His statistics from 2015-17 were vacated by the NCAA Committee on Infractions.

Field Goals Made

Rk	Name, Year	FG
1	Danny Ainge, 1977-78	243
2	Shawn Bradley, 1990-91	187
3	Fred Roberts, 1978-79	158
4	TJ Haws, 2016-17	147
5	Trent Plaisted, 2005-06	144
6	Devin Durrant, 1978-79	142
7	Eric Mika, 2013-14	139
8	Mark Bigelow, 1998-99	132
9	Tyler Haws, 2009-10	131
10	Mekeli Wesley, 1997-98	129

\*Nick Emery (2015-16) made 203 field goals. His statistics from 2015-17 were vacated by the NCAA Committee on Infractions.

Field Goal Attempts

Rk	Name, Year	FGA
1	Danny Ainge, 1977-78	473
2	Shawn Bradley, 1990-91	361
3	TJ Haws, 2016-17	347
4	Mekeli Wesley, 1997-98	313
5	Mark Bigelow, 1998-99	301
6	Fred Roberts, 1978-79	291
7	Trent Plaisted, 2005-06	276
8	Matt Carlino, 2011-12	274
9	Eric Mika, 2013-14	264
10	Devin Durrant, 1978-79	263
	Tyler Haws, 2009-10	263

\*Nick Emery (2015-16) attempted 478 field goals. His statistics from 2015-17 were vacated by the NCAA Committee on Infractions.

Field Goal Percentage\*

Rk	Name, Year	FG	FGA	Pct
1	Gavin Baxter, 2018-19	59	91	.648
2	Jared Jensen, 2001-02	88	149	.591
3	Fousseyni Traore, 2021-22	126	214	.589
4	Yoeli Childs, 2016-17	122	222	.550
5	Fred Roberts, 1978-79	158	291	.543
6	Nate Austin, 2011-12	58	107	.542
7	Russell Larson, 1991-92	101	187	.540
8	Devin Durrant, 1978-79	142	263	.539
9	Brandon Davies, 2009-10	69	128	.539
10	Eric Mika, 2013-14	139	264	.527

\*Minimum 50 FG Made

3-Point Field Goals

Rk	Name, Year	3FG
1	TJ Haws, 2016-17	76
2	Zac Seljaas, 2015-16	68
3	Mark Bigelow, 1998-99	44
4	Jimmer Fredette, 2007-08	43
5	Matt Carlino, 2011-12	41
6	Michael Vranes, 1998-99	40
7	Robbie Reid, 1993-94	35
8	Jonathan Tavernari, 2006-07	29
9	Mike Rose, 2003-04	28
10	Tyler Haws, 2009-10	25
	Anson Winder, 2011-12	25

\*Nick Emery (2015-16) made 97 3-point field goals. His statistics from 2015-17 were vacated by the NCAA Committee on Infractions.

3-Point Field Goal Attempts

Rk	Name, Year	3FGA
1	TJ Haws, 2016-17	188
2	Zac Seljaas, 2015-16	136
3	Jimmer Fredette, 2007-08	128
4	Matt Carlino, 2011-12	124
5	Mark Bigelow, 1998-99	113
6	Robbie Reid, 1993-94	100
7	Michael Vranes, 1998-99	96
8	Anson Winder, 2011-12	84
9	Jonathan Tavernari, 2006-07	78
10	Tyler Haws, 2009-10	68
	Connor Harding, 2018-19	68

\*Nick Emery (2015-16) attempted 253 3-point field goals. His statistics from 2015-17 were vacated by the NCAA Committee on Infractions.

3-Point Field Goal Percentage\*

Rk	Name, Year	3FG	3FGA	Pct
1	Zac Seljaas, 2015-16	68	136	.500
2	Ryan Cuff, 1992-93	20	42	.476
3	Mike Rose, 2003-04	28	61	.459
4	Michael Vranes, 1998-99	40	96	.417
5	TJ Haws, 2016-17	76	188	.404
6	Todd Christensen, 1995-96	23	59	.390
7	Mark Bigelow, 1998-99	44	113	.389
8	Jonathan Tavernari, 2006-07	29	78	.372
9	Tyler Haws, 2009-10	25	68	.368
10	Randy Reid, 1992-93	23	65	.354

\*Minimum 20 3FG Made

\*Nick Emery (2015-16) shot .383 from 3-point range. His statistics from 2015-17 were vacated by the NCAA Committee on Infractions.

3-Point Field Goals Per Game

Rk	Name, Year	G	3FG	3FG/G
1	TJ Haws, 2016-17	34	76	2.24
2	Zac Seljaas, 2015-16	35	68	1.94
3	Matt Carlino, 2011-12	25	41	1.64
4	Mark Bigelow, 1998-99	28	44	1.57
5	Michael Vranes, 1998-99	28	40	1.4
6	Jimmer Fredette, 2007-08	35	43	1.2
7	Robbie Reid, 1993-94	32	35	1.09
8	Mike Rose, 2003-04	26	28	1.08
9	Jonathan Tavernari, 2006-07	28	29	1.0
10	Todd Christensen, 1995-96	28	23	0.8

\*Nick Emery (2015-16) made 2.69 3-point FGs per game. His statistics from 2015-17 were vacated by the NCAA Committee on Infractions.

Free Throws Made

Rk	Name, Year	FT
1	Danny Ainge, 1977-78	146
2	Mekeli Wesley, 1997-98	130
3	Shawn Bradley, 1990-91	128
4	Russell Larson, 1991-92	115
5	Mark Bigelow, 1998-99	111
	Eric Mika, 2013-14	111
7	Tyler Haws, 2009-10	110
8	Trent Plaisted, 2005-06	106
9	TJ Haws, 2016-17	100
10	Scott Sinek, 1981-82	90

Free Throw Attempts

Rk	Name, Year	FTA
1	Shawn Bradley, 1990-91	185
2	Eric Mika, 2013-14	180
3	Trent Plaisted, 2005-06	172
4	Jared Jensen, 2001-02	169
5	Mekeli Wesley, 1997-98	168
6	Russell Larson, 1991-92	141
7	Mark Bigelow, 1998-99	140
8	TJ Haws, 2016-17	127
9	Devin Durrant, 1978-79	122
10	Tyler Haws, 2009-10	120

Free Throw Percentage\*

Rk	Name, Year	FT	FTA	Pct
1	Tyler Haws, 2009-10	110	120	.917
2	Danny Ainge, 1977-78	146	169	.864
3	Randy Reid, 1992-93	71	83	.855
4	Jared Jensen, 2001-02	82	97	.845
5	Scott Sinek, 1981-82	90	109	.826
6	Russell Larson, 1991-92	115	141	.816
7	Mark Bigelow, 1998-99	111	140	.793
8	TJ Haws, 2016-17	100	127	.787
9	Fred Roberts, 1978-79	83	106	.783
10	Mekeli Wesley, 1997-98	130	168	.774

\*Minimum 50 FT Made

\*Nick Emery (2015-16) shot .854 from the free-throw line. His statistics from 2015-17 were vacated by the NCAA Committee on Infractions.

Rebounds

Rk	Name, Year	G	Reb	Avg
1	Fousseyni Traore, 2021-22	33	280	8.5
2	Yoeli Childs, 2016-17	33	272	8.2
3	Shawn Bradley, 1990-91	34	262	7.7
4	Mark Handy, 1973-74	26	227	8.7
5	Eric Mika, 2013-14	33	211	6.4
6	Trent Plaisted, 2005-06	29	199	6.9
7	Caleb Lohner, 2020-21	27	193	7.1
8	Fred Roberts, 1978-79	28	191	6.8
9	Alan Pollard, 1984-85	29	189	6.5
10	Kyle Collinsworth, 2010-11	36	183	5.1

Rebounds Per Game\*

Rk	Name, Year	G	Reb	Avg
1	Mark Handy, 1973-74	26	227	8.7
2	Fousseyni Traore, 2021-22	33	280	8.5
3	Yoeli Childs, 2016-17	33	272	8.2
4	Shawn Bradley, 1990-91	34	262	7.7
5	Caleb Lohner, 2020-21	27	193	7.1
6	Trent Plaisted, 2005-06	29	199	6.9
7	Fred Roberts, 1978-79	28	191	6.8
8	Alan Pollard, 1984-85	29	189	6.5
9	Eric Mika, 2013-14	33	211	6.4
10	Mark Bigelow, 1998-99	28	175	6.3

\*Minimum 20 Games Played

Offensive Rebounds

Rk	Name, Year	G	OReb	Avg
1	Fousseyni Traore, 2021-22	33	93	2.8
	Eric Mika, 2013-14	33	93	2.8
3	Shawn Bradley, 1990-91	34	79	2.3
4	Trent Plaisted, 2005-06	29	70	2.4
5	Yoeli Childs, 2016-17	33	62	1.9
6	Corbin Kaufusi, 2014-15	34	57	1.7
7	Mekeli Wesley, 1997-98	30	55	1.8
	Kyle Collinsworth, 2010-11	36	55	1.5
9	Nate Austin, 2011-12	35	53	1.5
10	Nathan Cooper, 1995-96	28	50	1.8
	Jared Jensen, 2001-02	30	50	1.7

Assists

Rk	Name, Year	G	Ast	Avg
1	Danny Ainge, 1977-78	30	158	5.3
2	Randy Reid, 1992-93	34	141	4.1
3	Matt Montague, 1996-97	26	131	5.0
4	Matt Carlino, 2011-12	25	115	4.6
5	TJ Haws, 2016-17	34	110	3.2
6	Scott Sinek, 1981-82	30	100	3.3
7	Marty Haws, 1986-87	32	99	3.1
8	Ken Roberts, 1990-91	34	96	2.8
9	Ryan Cuff, 1992-93	33	86	2.6
10	Michael Vranes, 1998-99	28	80	2.9

\*Nick Emery (2015-16) had 91 assists. His statistics from 2015-17 were vacated by the NCAA Committee on Infractions.

Assists Per Game\*

Rk	Name, Year	G	Ast	Avg
1	Danny Ainge, 1977-78	30	158	5.3
2	Matt Montague, 1996-97	26	131	5.0
3	Matt Carlino, 2011-12	25	115	4.6
4	Randy Reid, 1992-93	34	141	4.1
5	Scott Sinek, 1981-82	30	100	3.3
6	TJ Haws, 2016-17	34	110	3.2
7	Marty Haws, 1986-87	32	99	3.1
8	Michael Vranes, 1998-99	28	80	2.9
9	Ken Roberts, 1990-91	34	96	2.8
10	Steve Craig, 1975-76	26	70	2.7

\*Minimum 20 Games Played

Blocks

Rk	Name, Year	G	Blk	Avg
1	Shawn Bradley, 1990-91	34	177	5.2
2	Yoeli Childs, 2016-17	33	46	1.4
3	Fousseyni Traore, 2021-22	33	42	1.3
4	Russell Larson, 1991-92	32	41	1.3
5	Corbin Kaufusi, 2014-15	34	34	1.0
6	Gavin Baxter, 2018-19	30	33	1.1
7	Alan Pollard, 1984-85	29	30	1.0
	Chris Miles, 2004-05	28	30	1.1
9	Trent Plaisted, 2005-06	29	27	0.9
10	Atiki Ally Atiki, 2021-22	32	24	0.8
	Eric Mika, 2013-14	33	24	0.7



# FRESHMAN INDIVIDUAL SEASON RECORDS

@BYUMB

### Blocks Per Game\*

Rk	Name, Year	G	Blk	Avg
1	Shawn Bradley, 1990-91	34	177	5.2
2	Yoeli Childs, 2016-17	33	46	1.4
3	Fousseyni Traore, 2021-22	33	42	1.3
	Russell Larson, 1991-92	32	41	1.3
5	Gavin Baxter, 2018-19	30	33	1.10
6	Chris Miles, 2004-05	28	30	1.07
7	Alan Pollard, 1984-85	29	30	1.03
8	Corbin Kaufusi, 2014-15	34	34	1.00
9	Trent Plaisted, 2005-06	29	27	0.9
10	Fred Roberts, 1978-79	28	23	0.8

\*Minimum 20 Games Played

### Steals

Rk	Name, Year	G	Stl	Avg
1	Danny Ainge, 1977-78	30	60	2.0
2	Kyle Collinsworth, 2010-11	36	39	1.1
3	Mark Bigelow, 1998-99	28	38	1.4
4	Matt Carlino, 2011-12	25	36	1.4
5	Anson Winder, 2011-12	34	35	1.0
6	TJ Haws, 2016-17	34	34	1.0
7	Robbie Reid, 1993-94	32	33	1.0
8	Randy Reid, 1992-93	34	30	0.9
9	Michael Vranes, 1998-99	28	29	1.0
10	Scott Sinek, 1981-82	30	27	0.9
	Jimmer Fredette, 2007-08	35	27	0.7

\*Nick Emery (2015-16) had 52 steals. His statistics from 2015-17 were vacated by the NCAA Committee on Infractions.

### Steals Per Game\*

Rk	Name, Year	G	Stl	Avg
1	Danny Ainge, 1977-78	30	60	2.0
2	Matt Carlino, 2011-12	25	36	1.440
3	Mark Bigelow, 1998-99	28	38	1.36
4	Kyle Collinsworth, 2010-11	36	39	1.1
5	Michael Vranes, 1998-99	28	29	1.036
6	Robbie Reid, 1993-94	32	33	1.031
7	Anson Winder, 2011-12	34	35	1.029
8	TJ Haws, 2016-17	34	34	1.0
	Matt Montague, 1996-97	26	26	1.0
10	Scott Sinek, 1981-82	30	27	0.9

\*Minimum 20 Games Played

\*Nick Emery (2015-16) averaged 1.4 steals. His statistics from 2015-17 were vacated by the NCAA Committee on Infractions.

### Assist-to-Turnover Ratio\*

Rk	Name, Year	A	TO	A:TO
1	Nathan Call, 1986-87	64	25	2.56
2	Marty Haws, 1986-87	99	42	2.36
3	Ken Roberts, 1990-91	96	54	1.78
4	Randy Reid, 1992-93	141	89	1.58
5	Chris Nikchevich, 1982-83	69	45	1.53
	Matt Carlino, 2011-12	115	75	1.53
7	Danny Ainge, 1977-78	158	104	1.52
8	Scott Sinek, 1981-82	100	73	1.37
9	Kyle Collinsworth, 2010-11	75	56	1.34
10	TJ Haws, 2016-17	110	86	1.28

\*Minimum 20 Games Played and 2.0 APG

\*Nick Emery (2015-16) had a 1.72 assist-to-turnover ratio. His statistics from 2015-17 were vacated by the NCAA Committee on Infractions.

### Turnovers

Rk	Name, Year	TO
1	Danny Ainge, 1977-78	104
	Matt Montague, 1996-97	104
3	Randy Reid, 1992-93	89
4	Michael Vranes, 1998-99	85
5	Shawn Bradley, 1990-91	77
6	Mark Bigelow, 1998-99	76
7	Devin Durrant, 1978-79	75
	Matt Carlino, 2011-12	75
9	Scott Sinek, 1981-82	73
10	Fred Roberts, 1978-79	72
	Ryan Cuff, 1992-93	72

### Personal Fouls

Rk	Name, Year	PF
1	Corbin Kaufusi, 2014-15	117
2	Danny Ainge, 1977-78	113
3	Shawn Bradley, 1990-91	109
4	Eric Mika, 2013-14	107
5	Mekeli Wesley, 1997-98	106
6	Trent Plaisted, 2005-06	105
7	Mark Durrant, 1989-90	95
	Russell Larson, 1991-92	95
	Nate Austin, 2011-12	95
10	Fred Roberts, 1978-79	94
	Eric Nielsen, 1996-97	94

\*Nick Emery (2015-16) had 100 fouls. His statistics from 2015-17 were vacated by the NCAA Committee on Infractions.

### Times Disqualified

Rk	Name, Year	DQ
1	Danny Ainge, 1977-78	9
2	Fred Roberts, 1978-79	7
3	Steve Craig, 1975-76	6
	Andy Toolson, 1984-85	6
	Trent Plaisted, 2005-06	6
	Nate Austin, 2011-12	6
7	Devin Durrant, 1978-79	5
	Mark Durrant, 1989-90	5
	Russell Larson, 1991-92	5
	Michael Vranes, 1998-99	5
	Corbin Kaufusi, 2014-15	5

\*Nick Emery (2015-16) fouled out six times. His statistics from 2015-17 were vacated by the NCAA Committee on Infractions.

### Games Played

Rk	Name, Year	GP
1	Kyle Collinsworth, 2010-11	36
	Jordan Chatman, 2015-16	36
3	Chris Collinsworth, 2007-08	35
	Jimmer Fredette, 2007-08	35
	Brandon Davies, 2009-10	35
	Tyler Haws, 2009-10	35
	Nate Austin, 2011-12	35
	Zac Seljaas, 2015-16	35

\*Nick Emery (2015-16) played 36 games. His statistics from 2015-17 were vacated by the NCAA Committee on Infractions.

### Games Started

Rk	Name, Year	GS
1	Shawn Bradley, 1990-91	34
	Ken Roberts, 1990-91	34
	TJ Haws, 2016-17	34
4	Randy Reid, 1992-93	33
	Tyler Haws, 2009-10	33

\*Nick Emery (2015-16) started 32 games. His statistics from 2015-17 were vacated by the NCAA Committee on Infractions.

### Minutes Played

Rk	Name, Year	Min
1	Danny Ainge, 1977-78	1,140
2	TJ Haws, 2016-17	1,040
3	Shawn Bradley, 1990-91	984
4	Matt Montague, 1996-97	962
5	Kyle Collinsworth, 2010-11	926
6	Tyler Haws, 2009-10	924
7	Randy Reid, 1992-93	923
8	Mark Bigelow, 1998-99	907

\*Nick Emery (2015-16) played 1,132 minutes. His statistics from 2015-17 were vacated by the NCAA Committee on Infractions.

### Double-Figure Scoring Games

Rk	Name, Year	#
1	Danny Ainge, 1977-78	29
2	TJ Haws, 2016-17	26
3	Trent Plaisted, 2005-06	25
4	Shawn Bradley, 1990-91	24
	Eric Mika, 2013-14	24
6	Mark Bigelow, 1998-99	23
7	Tyler Haws, 2009-10	21
8	Mekeli Wesley, 1997-98	20
9	Devin Durrant, 1978-79	19
10	Fred Roberts, 1978-79	18

\*Nick Emery (2015-16) scored in double figures 32 times. His statistics from 2015-17 were vacated by the NCAA Committee on Infractions.

### Double-Doubles

Rk	Name, Year	D-D
1	Shawn Bradley, 1990-91	10
2	Fousseyni Traore, 2021-22	9
3	Mark Handy, 1973-74	7
4	Trent Plaisted, 2005-06	6
5	Eric Mika, 2013-14	5
	Yoeli Childs, 2016-17	5
7	Russell Larson, 1991-92	4
	Mark Bigelow, 1998-99	4
9	Fred Roberts, 1978-79	3
	Michael Smith, 1983-84	3
	Matt Montague, 1996-97	3

### 20-Point Games

Rk	Name, Year	#
1	Danny Ainge, 1977-78	18
2	Shawn Bradley, 1990-91	11
3	Mark Bigelow, 1998-99	9
4	Fred Roberts, 1978-79	8
5	Devin Durrant, 1978-79	5
	Mekeli Wesley, 1997-98	5
7	Tyler Haws, 2009-10	4
	TJ Haws, 2016-17	4
9	Trent Plaisted, 2005-06	3
	Matt Carlino, 2011-12	3

\*Nick Emery (2015-16) had 11 20-point games. His statistics from 2015-17 were vacated by the NCAA Committee on Infractions.

### 30-Point Games

Rk	Name, Year	#
1	Danny Ainge, 1977-78	2
	Mekeli Wesley, 1997-98	2
3	Fred Roberts, 1978-79	1
	Mark Bigelow, 1998-99	1
	Matt Carlino, 2011-12	1

\*Nick Emery (2015-16) had two 30-point games. His statistics from 2015-17 were vacated by the NCAA Committee on Infractions.

### 10-Rebound Games

Rk	Name, Year	#
1	Mark Handy, 1973-74	12
2	Fousseyni Traore, 2021-22	11
3	Yoeli Childs, 2016-17	10
4	Shawn Bradley, 1990-91	9
5	Trent Plaisted, 2005-06	6
6	Fred Roberts, 1978-79	5
	Russell Larson, 1991-92	5
	Mark Bigelow, 1998-99	5
	Eric Mika, 2013-14	5
10	Michael Smith, 1983-84	4

### 10-Assist Games

Rk	Name, Year	#
1	Randy Reid, 1992-93	3
2	Danny Ainge, 1977-78	2
	Matt Montague, 1996-97	2
4	Scott Sinek, 1981-82	1
	Marty Haws, 1986-87	1
	Shawn Opunui, 2001-02	1
	Matt Carlino, 2011-12	1

### 5-Blocks Games

Rk	Name, Year	#
1	Shawn Bradley, 1990-91	22
2	Alan Pollard, 1984-85	1
	James Anderson, 2008-09	1
	Gavin Baxter, 2018-19	1

### 3-Blocks Games

Rk	Name, Year	#
1	Shawn Bradley, 1990-91	28
2	Russell Larson, 1991-92	8
3	Yoeli Childs, 2016-17	7
4	Fousseyni Traore, 2021-22	5
	Alan Pollard, 1984-85	5
5	Chris Miles, 2004-05	4
	Gavin Baxter, 2018-19	4

### 5-Steals Games

Rk	Name, Year	#
1	Danny Ainge, 1977-78	3
2	Nathan Call, 1986-87	1
	Shawn Bradley, 1990-91	1
	Mark Bigelow, 1998-99	1
	Zac Seljaas, 2015-16	1

\*Nick Emery (2015-16) one five-steal game. His statistics from 2015-17 were vacated by the NCAA Committee on Infractions.

### 3-Steals Games

Rk	Name, Year	#
1	Danny Ainge, 1977-78	11
2	Anson Winder, 2011-12	7
3	Matt Carlino, 2011-12	6
4	Steve Craig, 1975-76	5
	Kyle Collinsworth, 2010-11	5
	TJ Haws, 2016-17	5
7	Mark Bigelow, 1998-99	4

\*Nick Emery (2015-16) had seven three-steals games. His statistics from 2015-17 were vacated by the NCAA Committee on Infractions.

### 5 3-Pointers Games

Rk	Name, Year	#
1	Zac Seljaas, 2015-16	3
2	Michael Vranes, 1998-99	2
	Jonathan Tavernari, 2006-07	2
	TJ Haws, 2016-17	2

\*Nick Emery (2015-16) had four five 3-pointers games. His statistics from 2015-17 were vacated by the NCAA Committee on Infractions.

### 3 3-Pointers Games

Rk	Name, Year	#
1	TJ Haws, 2016-17	16
2	Zac Seljaas, 2015-16	10
3	Matt Carlino, 2011-12	7
4	Robbie Reid, 1993-94	5
	Mark Bigelow, 1998-99	5
	Mike Rose, 2003-04	5
	Jimmer Fredette, 2007-08	5
8	Michael Vranes, 1998-99	4
	Jonathan Tavernari, 2006-07	4
	Tyler Haws, 2009-10	4

\*Nick Emery (2015-16) had 20 three 3-pointers games as a freshman. His statistics from 2015-17 were vacated by the NCAA Committee on Infractions.





**Freshman Individual Game Records**

**Points Scored**

Rk	Name vs. Opponent, Date	Pts
1	Danny Ainge at Idaho State, 12/03/1977	36
2	Danny Ainge vs. Arizona State, 01/21/1978	33
	Mark Bigelow at Washington State, 12/08/1998	33
4	Mekeli Wesley vs. Washington, 12/09/1997	31
	Mekeli Wesley at UTEP, 02/28/1998	31
6	Fred Roberts at UTEP, 02/10/1979	30
	Matt Carlino at San Francisco, 02/16/2012	30
8	Danny Ainge vs. Arizona, 01/19/1978	29
	Shawn Bradley vs. Eastern Kentucky, 12/07/1990	29
	Russell Larson vs. Utah State, 12/13/1991	29
	TJ Haws vs. Gonzaga, 02/02/2017	29

**\*Nick Emery scored 37 points at San Francisco (02/11/2016) and 31 at Santa Clara (02/13/2016). His statistics from 2015-17 were vacated by the NCAA Committee on Infractions.**

**Field Goals Made**

Rk	Name vs. Opponent, Date	FG
1	Danny Ainge at Idaho State, 12/03/1977	14
2	Danny Ainge at San Diego State, 12/23/1977	13
	Fred Roberts at UTEP, 02/10/1979	13
	Matt Carlino at San Francisco, 02/16/2012	13
5	Danny Ainge at Bradley, 12/17/1977	12
	Danny Ainge vs. Arizona, 01/19/1978	12
7	Steve Craig at New Mexico, 02/28/1976	11
	Danny Ainge vs. North Carolina, 12/28/1977	11
	Danny Ainge vs. Arizona State, 01/21/1978	11
	Danny Ainge at Arizona, 02/18/1978	11
	Devin Durrant at Colorado State, 01/25/1979	11
	Shawn Bradley vs. Wyoming, 01/19/1991	11
	Mark Bigelow at Washington State, 12/08/1998	11

**\*Nick Emery made 13 FGs at Santa Clara (02/13/2016) and 12 at San Francisco (02/11/2016). His statistics from 2015-17 were vacated by the NCAA Committee on Infractions.**

**Field Goals Attempted**

Rk	Name vs. Opponent, Date	FGA
1	Danny Ainge at Idaho State, 12/03/1977	23
	Matt Carlino at Gonzaga, 02/23/2012	23
3	Danny Ainge at Utah, 03/04/1978	22
4	Alan Taylor at Arizona, 01/22/1977	21
	Danny Ainge at Bradley, 12/17/1977	21
	Danny Ainge vs. Arizona State, 01/21/1978	21
	Shawn Bradley vs. Utah, 03/09/1991	21
8	Danny Ainge vs. Long Beach State, 11/28/1977	20
	Mark Bigelow at Washington State, 12/08/1998	20

**\*Nick Emery attempted 21 field goals at Santa Clara (02/13/2016). His statistics from 2015-17 were vacated by the NCAA Committee on Infractions.**

**Most Field Goals Made, No Misses**

Rk	Name vs. Opponent, Date	FG
1	Russell Larson vs. Cal State Northridge, 03/03/1992	7
	Tyler Haws vs. Nevada, 12/22/2009	7
3	Russell Larson at Tulsa, 12/05/1991	6
	Matt Montague vs. SMU, 02/15/1997	6
	Gavin Baxter at LMU, 02/16/2019	6
	Fousseyni Traore vs. Portland, 01/22/2022	6
7	Jacob Chrisman vs. Elon, 11/21/2000	5
	Trent Plaisted vs. Eastern Washington, 12/27/2005	5
	Brandon Davies vs. Eastern Washington, 12/19/2009	5
	Atiki Ally Atiki vs. San Francisco, 02/03/2022	5

**Field Goal Percentage\***

Rk	Name vs. Opponent, Date	FG	FGA	Pct
1	Fred Roberts vs. Utah State, 12/06/1978	9	10	.900
	Eric Mika vs. Mount St. Mary's, 11/15/13	9	10	.900
	Fousseyni Traore vs. Pepperdine, 02/26/2022	9	10	.900
4	Devin Durrant at Colorado State, 01/25/1979	11	13	.846
5	Shawn Bradley vs. James Madison, 12/19/1990	8	10	.800
	Russell Larson at Utah State, 11/26/1991	8	10	.800
	Mark Bigelow vs. UTEP, 02/27/1999	8	10	.800
	Jimmy Balderson vs. Fort Lewis, 12/12/2001	8	10	.800
9	Fred Roberts at UTEP, 02/10/1979	13	17	.765

**\*Minimum 10 Field Goal Attempts**

**\*Nick Emery shot .800 (12/15) at San Francisco (02/11/2016). His statistics from 2015-17 were vacated by the NCAA Committee on Infractions.**

**3-Point Field Goals Made**

Rk	Name vs. Opponent, Date	3FG
1	Mike Rose vs. Southern Utah, 11/21/2003	8
2	Zac Seljaas vs. Central Michigan, 12/18/2015	7
3	Michael Vranes at UC Irvine, 12/22/1998	6
	Jonathan Tavernari vs. TCU, 01/10/2007	6
	Anson Winder vs. Buffalo, 12/20/2011	6
	Zac Seljaas vs. San Francisco, 01/09/2016	6
	TJ Haws at San Diego, 01/14/2017	6
8	Robbie Reid at San Diego State, 01/20/1994	5
	Mark Bigelow vs. Louisiana Tech, 12/11/1998	5
	Michael Vranes vs. TCU, 03/02/1999	5
	Jonathan Tavernari at San Diego State, 02/24/2007	5
	Jake Toolson vs. Southern Virginia, 11/19/2014	5
	Zac Seljaas vs. Creighton, 03/22/2016	5
	TJ Haws at Gonzaga, 02/25/2017	5
	Caleb Lohner at Pacific, 02/18/2021	5

**\*Nick Emery made 10 3-point FGs at San Francisco (02/11/2016) and five 3-point field goals four times. His statistics from 2015-17 were vacated by the NCAA Committee on Infractions.**

**3-Point Field Goals Attempted**

Rk	Name vs. Opponent, Date	3FGA
1	Mike Rose vs. Southern Utah, 11/21/2003	13
2	TJ Haws at San Diego, 01/14/2017	12
3	Zac Seljaas vs. Santa Clara, 01/07/2016	10
	Zac Seljaas vs. San Francisco, 01/09/2016	10

**\*Nick Emery attempted 12 3-point FGs at San Francisco (02/11/2016), 11 three times and 10 four times. His statistics from 2015-17 were vacated by the NCAA Committee on Infractions.**

**3-Point Field Goals Made, No Misses**

Rk	Name vs. Opponent, Date	3FG
1	Robbie Reid vs. Nicholls State, 12/10/1993	4
2	Randy Reid vs. Utah, 01/09/1993	3
	Nathan Cooper vs. UTEP, 02/03/1996	3
	Todd Christensen at Wyoming, 02/10/1996	3
	Mike Rose vs. USC, 12/13/2003	3
	Frank Bartley IV vs. Texas, 11/25/13	3
	Zac Seljaas vs. Northern Iowa, 12/25/2015	3
	Steven Beo vs. Santa Clara, 12/29/2016	3
	TJ Haws vs. Santa Clara, 12/29/2016	3

**3-Point Field Goal Percentage\***

Rk	Name vs. Opponent, Date	3FG	3FGA	Pct
1	Jonathan Tavernari vs. TCU, 01/10/2007	6	7	.857
	Anson Winder vs. Buffalo, 12/20/2011	6	7	.857
3	Zac Seljaas vs. Creighton, 03/22/2016	5	6	.833
	Caleb Lohner at Pacific, 02/18/2021	5	6	.833
4	Mike Rose vs. Western Oregon, 12/10/2003	4	5	.800
	Jimmer Fredette vs. Hartford, 11/20/2007	4	5	.800
	Tyler Haws vs. Wyoming, 01/20/2010	4	5	.800
	Isaac Neilson at Weber State, 12/13/2014	4	5	.800
	TJ Haws vs. Colorado, 12/10/2016	4	5	.800

**\*Minimum 5 3-Point Field Goal Attempts**

**\*Nick Emery shot .833 (10/12) from 3 at San Francisco (02/11/2016) and .833 (5/6) at Santa Clara (02/13/2016). His statistics from 2015-17 were vacated by the NCAA Committee on Infractions.**

**Free Throws Made**

Rk	Name vs. Opponent, Date	FT
1	Mekeli Wesley at UTEP, 02/28/1998	16
2	Russell Larson vs. Utah State, 12/13/1991	13
3	Danny Ainge at Utah State, 12/21/1977	11
	Danny Ainge vs. Rhode Island, 12/29/1977	11
	Danny Ainge vs. Arizona State, 01/21/1978	11
	Fred Roberts vs. Colorado State, 02/24/1979	11
	Mekeli Wesley vs. Washington, 12/09/1997	11
	Mekeli Wesley vs. UTEP, 01/31/1998	11
	Mekeli Wesley at Utah, 02/05/1998	11
	Mark Bigelow vs. Arizona, 11/28/1998	11
	Mark Bigelow vs. California, 12/19/1998	11
	Eric Mika vs. Oregon, 03/20/2014	11

**Free Throws Attempted**

Rk	Name vs. Opponent, Date	FTA
1	Mekeli Wesley at UTEP, 02/28/1998	18
2	Shawn Bradley vs. Arizona State, 12/12/1990	16
	Eric Mika vs. Oregon, 03/20/2014	16
4	Russell Larson vs. Utah State, 12/13/1991	15
5	Fred Roberts vs. Colorado State, 02/24/1979	14
6	Robbie Reid at Air Force, 02/17/1994	13
	Yaeli Childs vs. CSU Bakersfield, 12/22/2016	13
8	Danny Ainge vs. McNeese State, 12/13/1977	12
	Danny Ainge vs. Rhode Island, 12/29/1977	12
	Danny Ainge at Hawaii, 12/30/1977	12
	Devin Durrant vs. UTEP, 01/11/1979	12
	Fred Roberts vs. Wyoming, 02/22/1979	12
	Shawn Bradley vs. Utah State, 11/24/1990	12
	Shawn Bradley vs. Eastern Kentucky, 12/07/1990	12
	Robbie Reid vs. Nicholls State, 12/10/1993	12
	Mekeli Wesley vs. Washington, 12/09/1997	12
	Mekeli Wesley vs. UTEP, 01/31/1998	12
	Jared Jensen vs. San Diego State, 01/12/2002	12

**Free Throws Made, No Misses**

Rk	Name vs. Opponent, Date	FT
1	Danny Ainge at Utah State, 12/21/1977	11
	Danny Ainge vs. Arizona State, 01/21/1978	11
	Mekeli Wesley at Utah, 02/05/1998	11
	Mark Bigelow vs. Arizona, 11/28/1998	11
	Mark Bigelow vs. California, 12/19/1998	11
6	Scott Sinek at Air Force, 02/13/1982	10
	Tyler Haws at Wyoming, 02/20/2010	10

**Rebounds**

Rk	Name vs. Opponent, Date	Reb
1	Fousseyni Traore vs. Pepperdine, 02/26/2022	19
2	Trent Plaisted at TCU, 02/25/2006	18
3	Mark Handy vs. Army, 12/28/1973	17
	Yaeli Childs at San Francisco, 02/11/2017	17
5	Shawn Bradley vs. Arizona State, 12/12/1990	16
	Trent Plaisted vs. TCU, 01/25/2006	16
6	Mark Handy at Denver, 12/13/1973	15
	Kyle Collinsworth vs. Florida, 03/24/2011	15
	Yaeli Childs vs. Coppin State, 11/17/2016	15
	Fousseyni Traore vs. Vanderbilt, 12/23/2021	15
	Fousseyni Traore at Santa Clara, 01/27/2022	15

**Offensive Rebounds**

Rk	Name vs. Opponent, Date	OReb
1	Trent Plaisted vs. TCU, 01/25/2006	8
	Fred Roberts at UTEP, 02/10/1979	8
3	Russell Larson at Utah State, 11/26/1991	7
	Eric Mika at Utah, 12/14/2013	7
	Trent Plaisted vs. Air Force, 02/04/2006	7
6	Shawn Bradley at Wyoming, 01/19/1991	6
	Jared Jensen vs. Cal State Northridge, 12/27/2001	6
	Trent Plaisted at USC, 12/03/2005	6
	Trent Plaisted at TCU, 02/25/2006	6
	Chris Collinsworth vs. Colorado State, 01/12/2008	6
	Kyle Collinsworth vs. San Diego State, 03/12/11	6
	Jared Jensen at UNLV, 02/09/2012	6
	Nate Austin vs. Pepperdine, 02/11/2012	6
	Fousseyni Traore vs. Loyola Marymount, 03/03/2022	6

**Defensive Rebounds**

Rk	Name vs. Opponent, Date	DReb
1	Fousseyni Traore vs. Pepperdine, 02/26/2022	14
2	Yaeli Childs at San Francisco, 02/11/2017	13
3	Shawn Bradley vs. East Tennessee State, 11/14/1990	12
	Trent Plaisted at TCU, 02/25/2006	12
	Kyle Collinsworth vs. Florida, 03/24/2011	12
	Yaeli Childs vs. Coppin State, 11/17/2016	12
	Yaeli Childs vs. Idaho State, 12/20/2016	12
	Yaeli Childs at Pacific, 01/21/2017	12
9	Kenneth Roberts vs. Utah State, 11/24/1990	11
	Shawn Bradley vs. Arizona State, 12/12/1990	11
	Mark Bigelow vs. Denver, 12/01/1998	11
	Mark Bigelow vs. Cal State Northridge, 12/12/1998	11
	Trent Plaisted at Houston, 03/15/2006	11
	Yaeli Childs vs. CSU Bakersfield, 12/22/2016	11



# FRESHMAN INDIVIDUAL GAME RECORDS

@BYUMB

## Assists

Rk	Name vs. Opponent, Date	Ast
1	Danny Ainge vs. Long Beach State, 11/28/1977	13
	Scott Sinek vs. Utah State, 12/26/1981	13
3	Danny Ainge vs. Utah State, 01/07/1978	12
4	Marty Haws at Iowa, 12/09/1986	11
	Matt Montague at Weber State, 12/04/1996	11
	Matt Carlino vs. Buffalo, 12/20/2011	11
7	Randy Reid vs. Oklahoma, 12/21/1992	10
	Randy Reid vs. Oregon, 12/28/1992	10
	Randy Reid vs. Oregon State, 12/29/1992	10
	Matt Montague vs. San Diego State, 12/31/1996	10
	Shawn Opunui vs. Fort Lewis, 12/12/2001	10

## Minutes Played

Rk	Name vs. Opponent, Date	Min
1	Alan Pollard vs. Utah, 03/02/1985	51
2	Danny Ainge vs. Utah State, 01/07/1978	47
3	Danny Ainge at UTEP, 01/28/1978	45
	Brian Taylor vs. Utah, 03/05/1983	45
5	Chris Nikchevich vs. Utah, 03/05/1983	44
	Matt Montague vs. San Diego State, 12/31/1996	44
7	Steve Craig vs. Arizona, 02/14/1976	42
	Mark Bigelow vs. Arizona, 11/28/1998	42
9	Mark Handy at Wyoming, 02/02/1974	41
	Michael Smith vs. Utah, 01/14/1984	41
	Andy Toolson at UTEP, 02/09/1985	41
	Shawn Bradley vs. Utah, 03/09/1991	41

## Blocks

Rk	Name vs. Opponent, Date	Blk
1	Shawn Bradley vs. Eastern Kentucky, 12/07/1990	14
2	Shawn Bradley vs. Virginia, 03/14/1991	10
3	Shawn Bradley vs. Tulsa, 12/22/1990	9
	Shawn Bradley at Wyoming, 01/19/1991	9
5	Shawn Bradley vs. Utah State, 11/24/1990	7
	Shawn Bradley vs. Arizona State, 12/12/1990	7
	Shawn Bradley vs. South Carolina, 12/27/1990	7
	Shawn Bradley at Colorado State, 01/17/1991	7
9	Alan Pollard vs. UCLA, 12/19/1984	6
	Shawn Bradley at LaSalle, 12/04/1990	6
	Shawn Bradley vs. Stetson, 12/21/1990	6
	Shawn Bradley vs. Colorado State, 01/31/1991	6
	Shawn Bradley at Utah, 02/16/1991	6

## Steals

Rk	Name vs. Opponent, Date	Stl
1	Mark Bigelow vs. Arizona, 11/28/1998	9
2	Danny Ainge at Idaho State, 12/03/1977	5
	Danny Ainge vs. Montana, 12/09/1977	5
	Danny Ainge vs. Cal State Fullerton, 12/10/1977	5
	Nathan Call at New Mexico, 01/10/1987	5
	Shawn Bradley vs. Arizona State, 12/12/1990	5

*\*Nick Emery had five steals vs. Pepperdine (01/30/2016). His statistics from 2015-17 were vacated by the NCAA Committee on Infractions.*

## Points-to-Field Goal Attempts Ratio (Minimum 20 Points)

Rk	Name vs. Opponent, Date	Pts	FGA	Ratio
1	Robbie Reid vs. Nicholls State, 12/10/1993 (5-6 FG, 4-4 3FG, 9-12 FT)	23	6	3.83:1
2	Tyler Haws vs. Nevada, 12/22/2009 (7-7 FG, 0-0 3FG, 6-6 FT)	20	7	2.86:1
3	Russell Larson vs. Utah State, 12/13/1991 (8-11 FG, 0-0 3FG, 13-15 FT)	29	11	2.64:1
4	Shawn Bradley vs. Utah State, 11/24/1990 (6-8 FG, 0-0 3FG, 9-12 FT)	21	8	2.63:1
	Kenneth Roberts at Air Force, 02/23/1991 (6-8 FG, 0-0 3FG, 9-11 FT)	21	8	2.63:1
6	Fousseyni Traore vs. Pepperdine, 02/26/2022 (9-10 FG, 0-0 3FG, 7-9 FT)	25	10	2.50:1
	Anson Winder vs. Buffalo, 12/20/2011 (7-8 FG, 6-7 3FG, 0-0 FT)	20	8	2.50:1
8	Brandon Davies at Utah, 03/03/2010 (7-9 FG, 0-0 3FG, 7-11 FT)	21	9	2.33:1
9	Shawn Bradley at Colorado State, 01/17/1991 (8-11 FG, 0-0 3FG, 9-11 FT)	25	11	2.27:1
10	Mark Bigelow vs. Louisiana Tech, 12/11/1998 (5-9 FG, 5-6 3FG, 5-7 FT)	20	9	2.22:1
	Tyler Haws at UTEP, 01/09/2010 (5-9 FG, 1-1 3FG, 9-10 FT)	20	9	2.22:1
	Eric Mika vs. Pacific, 01/30/2014 (7-9 FG, 0-0 3FG, 6-8 FT)	20	9	2.22:1

*\*Nick Emery had a 2.47:1 points-to-field goal attempt ratio at San Francisco (02/11/2016). His statistics from 2015-17 were vacated by the NCAA Committee on Infractions.*

## Points-to-Field Goal Attempts Ratio (Minimum 30 Points)

Rk	Name vs. Opponent, Date	Pts	FGA	Ratio
1	Mekeli Wesley vs. Washington, 12/09/1997 (10-16 FG, 0-4 3FG, 11-12 FT)	31	16	1.94:1
2	Fred Roberts at UTEP, 02/10/1979 (13-17 FG, 0-0 3FG, 4-4 FT)	30	17	1.76:1
3	Mekeli Wesley at UTEP, 02/28/1998 (7-18 FG, 1-1 3FG, 16-18 FT)	31	18	1.72:1

*\*Nick Emery had a 2.47:1 points-to-field goal attempt ratio at San Francisco (02/11/2016). His statistics from 2015-17 were vacated by the NCAA Committee on Infractions.*

## Highest Points Available Percentage (Minimum 20 Points)

Rk	Name vs. Opponent, Date	Pts	PA	PAP
1	Tyler Haws vs. Nevada, 12/22/2009 (7-7 FG, 0-0 3FG, 6-6 FT)	20	20	1.000
2	Fred Roberts vs. Utah State, 12/06/1978 (9-10 FG, 0-0 3FG, 2-3 FT)	20	23	.870
	Anson Winder vs. Buffalo, 12/20/2011 (7-8 FG, 6-7 3FG, 0-0 FT)	20	23	.870
4	Fousseyni Traore vs. Pepperdine, 02/26/2022 (9-10 FG, 0-0 3FG, 7-9 FT)	25	29	.862
5	Devin Durrant at Colorado State, 01/25/1979 (11-13 FG, 0-0 3FG, 0-0 FT)	22	26	.846
6	Eric Mika vs. Mount St. Mary's, 11/15/2013 (9-10 FG, 0-0 3FG, 2-4 FT)	20	24	.833
7	Robbie Reid vs. Nicholls State, 12/10/1993 (7-7 FG, 0-0 3FG, 6-6 FT)	23	28	.821
8	Fred Roberts at UTEP, 02/10/1979 (13-17 FG, 0-0 3FG, 4-4 FT)	30	38	.789
9	Russell Larson vs. Utah State, 12/13/1991 (8-10 FG, 0-0 3FG, 5-7 FT)	29	37	.784
10	Kenneth Roberts at Air Force, 02/23/1991 (6-8 FG, 0-0 3FG, 9-11 FT)	21	27	.778
	Russell Larson at Utah State, 11/26/1991 (8-10 FG, 0-0 3FG, 5-7 FT)	21	27	.778

*\*Nick Emery had a .822 points available percentage at San Francisco (02/11/2016). His statistics from 2015-17 were vacated by the NCAA Committee on Infractions.*

## Highest Points Available Percentage (Minimum 30 Points)

Rk	Name vs. Opponent, Date	Pts	PA	PAP
1	Fred Roberts at UTEP, 02/10/1979 (13-17 FG, 0-0 3FG, 4-4 FT)	30	38	.789
2	Danny Ainge at Idaho State, 12/03/1977 (14-23 FG, 0-0 3FG, 8-9 FT)	36	55	.655
3	Matt Carlino at San Francisco, 02/16/2012 (13-19 FG, 4-7 3FG, 0-1 FT)	30	46	.652
4	Mekeli Wesley vs. Washington, 12/09/1997 (10-16 FG, 0-4 3FG, 11-12 FT)	31	48	.646

*\*Nick Emery had a .822 points available percentage at San Francisco (02/11/2016). His statistics from 2015-17 were vacated by the NCAA Committee on Infractions.*

## 100 Percent Points Available Percentage

Rk	Name vs. Opponent, Date	Pts
1	Tyler Haws vs. Nevada, 12/22/2009 (7-7 FG, 0-0 3FG, 6-6 FT)	20
2	Russell Larson vs. Cal State Northridge, 03/03/1992 (7-7 FG, 0-0 3FG, 1-1 FT)	15
3	Russell Larson at Tulsa, 12/05/1991 (6-6 FG, 0-0 3FG, 2-2 FT)	14
	Todd Christensen at Wyoming, 02/10/1996 (4-4 FG, 3-3 3FG, 3-3 FT)	14
	Jared Jensen vs. Air Force, 02/18/2002 (3-3 FG, 0-0 3FG, 8-8 FT)	14
6	Gavin Baxter at Pepperdine, 01/17/2019 (5-5 FG, 0-0 3FG, 3-3 FT)	13
	Fousseyni Traore vs. Portland, 01/22/2022 (6-6 FG, 0-0 3FG, 1-1 FT)	13
7	Jared Jensen vs. Idaho, 12/15/2001 (4-4 FG, 0-0 3FG, 4-4 FT)	12
	Brandon Davies vs. Eastern Washington, 12/19/2009 (5-5 FG, 0-0 3FG, 2-2 FT)	12





TEAM SEASON RECORDS

@BYUMBB

3-Point Field Goal Attempts

Table with columns: Rk, Season, FGA. Data rows for years 2010-11 to 2011-12.

\*BYU attempted 863 3-point field goals in 2015-16 and 668 in 2016-17. Team records from those seasons were vacated by the NCAA Committee on Infractions.

3-Point Field Goals/Game

Table with columns: Rk, Season, G, 3FG, Avg. Data rows for years 2019-20 to 2006-07.

\*BYU made 8.9 3-point field goals per game in 2015-16. Team records from 2015-16 were vacated by the NCAA Committee on Infractions.

3-Point Field Goal Percentage

Table with columns: Rk, Season, 3FG, 3FGA, Pct. Data rows for years 1987-88 to 1989-91.

Free Throws Made

Table with columns: Rk, Season, FT. Data rows for years 2013-14 to 1983-84.

\*BYU made 637 free throws in 2016-17. Team records from 2016-17 were vacated by the NCAA Committee on Infractions.

Free Throw Attempts

Table with columns: Rk, Season, FTA. Data rows for years 2013-14 to 1980-81.

\*BYU attempted 869 free throws in 2016-17. Team records from 2016-17 were vacated by the NCAA Committee on Infractions.

Free Throw Percentage

Table with columns: Rk, Season, FT, FTA, Pct. Data rows for years 1988-89 to 2010-11.

Rebounds

Table with columns: Rk, Season, Reb. Data rows for years 2015-16 to 1958-59.

\*BYU had 1,419 rebounds in 2016-17. Team records from 2016-17 were vacated by the NCAA Committee on Infractions.

Rebounds Per Game

Table with columns: Rk, Season, G, Reb, Avg. Data rows for years 1955-56 to 1961-62.

Rebound Margin

Table with columns: Rk, Season, Avg, OAvg, Margin. Data rows for years 1952-53 to 2020-21.

Offensive Rebounds

Table with columns: Rk, Season, OReb. Data rows for years 2013-14 to 2011-12.

\*BYU had 441 offensive rebounds in 2015-16. Team records from 2015-16 were vacated by the NCAA Committee on Infractions.

Offensive Rebound Average

Table with columns: Rk, Season, G, ORB, Avg. Data rows for years 2013-14 to 2005-06.

\*BYU averaged 11.92 offensive rebounds in 2015-16. Team records from 2015-16 were vacated by the NCAA Committee on Infractions.

Assists

Table with columns: Rk, Season, Ast. Data rows for years 1992-93 to 1990-91.

\*BYU had 611 assists in 2015-16. Team records from 2015-16 were vacated by the NCAA Committee on Infractions.

Assists Per Game

Table with columns: Rk, Season, G, Ast, Avg. Data rows for years 1979-80 to 1995-96.

Assist Percentage

Table with columns: Rk, Season, Ast, FG, Ratio. Data rows for years 2007-08 to 2011-12.

\*Team records from 2015-16 and 2016-17 were vacated by the NCAA Committee on Infractions

Assist/Turnover Ratio

Table with columns: Rk, Season, Ast, TO, Ratio. Data rows for years 2019-20 to 2012-13.

\*BYU had a 1.41 assist/turnover ratio in 2015-16. Team records from 2015-16 were vacated by the NCAA Committee on Infractions.

Blocks

Table with columns: Rk, Season, Blk. Data rows for years 1990-91 to 2009-10.

\*BYU had 162 blocks in 2015-16 and 156 in 2016-17. Team records from those seasons were vacated by the NCAA Committee on Infractions.

Blocks Per Game

Table with columns: Rk, Season, G, Blk, Avg. Data rows for years 1990-91 to 2005-06.

\*BYU averaged 4.588 blocks in 2016-17 and 4.38 in 2015-16. Team records from those seasons were vacated by the NCAA Committee on Infractions.

Steals

Table with columns: Rk, Season, Stl. Data rows for years 2009-10 to 1999-00.

\*BYU had 256 steals in 2015-16. Team records from 2015-16 were vacated by the NCAA Committee on Infractions.

Steals Per Game

Table with columns: Rk, Season, G, Stl, Avg. Data rows for years 2009-10 to 1999-00.

Turnovers Caused

Table with columns: Rk, Season, TO. Data rows for years 2009-10 to 1985-86.

\*BYU forced 490 turnovers in 2015-16. Team records from 2015-16 were vacated by the NCAA Committee on Infractions.

Turnovers Caused Per Game

Table with columns: Rk, Season, G, TO, Avg. Data rows for years 1977-78 to 1985-86.

Highest Turnover Margin

Table with columns: Rk, Season, TO, OTO, Margin. Data rows for years 2009-10 to 2018-19.

Fewest Turnovers Per Game

Table with columns: Rk, Season, G, TO, Avg. Data rows for years 2010-11 to 2014-15.

\*BYU averaged 11.7 turnovers in 2015-16. Team records from 2015-16 were vacated by the NCAA Committee on Infractions.

Personal Fouls

Table with columns: Rk, Season, PF. Data rows for years 1992-93 to 2012-13.

\*BYU had 690 fouls in 2015-16. Team records from 2015-16 were vacated by the NCAA Committee on Infractions.

Players to Foul Out

Table with columns: Rk, Season, #. Data rows for years 1977-78 to 1950-51.

Effective Field Goal Percentage

Table with columns: Rk, Season, FG, 3FG, eFG%. Data rows for years 2019-20 to 2003-04.

eFG% = (FG + 0.5 \* 3P) / FGA

^ Mountain West Conference Record
# Western Athletic Conference Record





Marriott Center Records

INDIVIDUAL RECORDS

Points Scored

Table with 2 columns: Team/Player, Points Scored. Rows include Jimmer Fredette vs. San Diego State (43) and Michael Brooks, La Salle (51).

Field Goals Made

Table with 2 columns: Team/Player, Field Goals Made. Rows include Michael Smith vs. La Salle (17) and Michael Brooks, La Salle (24).

Field Goal Attempts

Table with 2 columns: Team/Player, Field Goal Attempts. Rows include Danny Ainge vs. San Diego State (33) and Michael Brooks, La Salle (36).

Field Goal Percentage\*

Table with 2 columns: Team/Player, Field Goal Percentage. Rows include Scott Runia vs. Wyoming (91.7%) and Devin Durrant vs. Saint Mary's (91.7%).

\*Minimum 10 Field Goal Attempts

3-Point Field Goals Made

Table with 2 columns: Team/Player, 3-Point Field Goals Made. Rows include Mike Rose vs. Southern Utah (8) and Jay Goodman, Utah State (9).

3-Point Field Goal Attempts

Table with 2 columns: Team/Player, 3-Point Field Goal Attempts. Rows include Chase Fischer vs. UAB (16) and Jack Hurd, La Salle (18).

3-Point Field Goal Percentage\*

Table with 2 columns: Team/Player, 3-Point Field Goal Percentage. Rows include Alex Barcello vs. San Francisco (1.000) and Dwight Praylow, Wichita State (1.000).

\*Minimum 5 3-Point Field Goal Attempts

Free Throws Made

Table with 2 columns: Team/Player, Free Throws Made. Rows include Jimmer Fredette vs. UNLV (16) and David Rivers, Notre Dame (16).

Free Throw Attempts

Table with 2 columns: Team/Player, Free Throw Attempts. Rows include Timo Saarelainen vs. Hawaii (19) and Gary Rhodes, Colorado State (19).

Free Throw Percentage

Table with 2 columns: Team/Player, Free Throw Percentage. Rows include Andy Toolson vs. California (1.000) and Kendall Youngblood, Utah State (1.000).

\*Minimum 10 Free Throw Attempts

Rebounds

Table with 2 columns: Team/Player, Rebounds. Rows include Alan Taylor vs. San Diego State (23) and Mark Landsberger, Arizona State (20).

Offensive Rebounds

Table with 2 columns: Team/Player, Offensive Rebounds. Rows include Steve Schreiner vs. New Mexico (9) and Andy Smith, Weber State (8).

Assists

Table with 2 columns: Team/Player, Assists. Rows include Mike May vs. Niagara (16) and Eric Money, Arizona (13).

Blocks

Table with 2 columns: Team/Player, Blocks. Rows include Shawn Bradley vs. Eastern Kentucky (14) and Joe Vogel, Colorado State (7).

Steals

Table with 2 columns: Team/Player, Steals. Rows include Mark Bigelow vs. Arizona (9) and Ronn McMahon, Eastern Washington (8).

TEAM RECORDS

Points Scored

Table with 2 columns: Team, Points Scored. Rows include Sacramento State (128) and Southern Utah vs. South Alabama (140).

Points Scored, First Half

Table with 2 columns: Team, Points Scored, First Half. Rows include Hofstra (66) and Arizona State (66).

Points Scored, Second Half

Table with 2 columns: Team, Points Scored, Second Half. Rows include North Texas (69) and Southern Utah vs. South Alabama (79).

Fewest Points Scored

Table with 2 columns: Team, Fewest Points Scored. Rows include Wyoming (25) and Wyoming (27).

Fewest Points Scored, First Half

Table with 2 columns: Team, Fewest Points Scored, First Half. Rows include Wyoming (12) and Mississippi Valley State (10).

Fewest Points Scored, Second Half

Table with 2 columns: Team, Fewest Points Scored, Second Half. Rows include Wyoming (13) and Wyoming (15).

Field Goals Made

Table with 2 columns: Team, Field Goals Made. Rows include Hofstra (50) and Southern Utah vs. South Alabama (58).

Field Goal Attempts

Table with 2 columns: Team, Field Goal Attempts. Rows include San Diego State (90) and North Texas (102).

Field Goal Percentage\*

Table with 2 columns: Team, Field Goal Percentage. Rows include Saint Mary's (.736) and Georgetown vs. Oregon State (.744).

3-Point Field Goals Made

Table with 2 columns: Team, 3-Point Field Goals Made. Rows include Westminister (18) and Arizona State (16).

3-Point Field Goal Attempts

Table with 2 columns: Team, 3-Point Field Goal Attempts. Rows include Westminister (39) and Arizona State (51).

3-Point Field Goal Percentage\*

Table with 2 columns: Team, 3-Point Field Goal Percentage. Rows include New Mexico (.813) and Wyoming (.643).

\*Minimum 10 3-Point Field Goal Attempts

Free Throws Made

Table with 2 columns: Team, Free Throws Made. Rows include Weber State (40) and UTEP (36).

Fewest Free Throws Made

Table with 2 columns: Team, Fewest Free Throws Made. Rows include Niagara (1) and UTEP (1).

Free Throw Attempts

Table with 2 columns: Team, Free Throw Attempts. Rows include Weber State (52) and Long Beach State (41).

Fewest Free Throw Attempts

Table with 2 columns: Team, Fewest Free Throw Attempts. Rows include Niagara (3) and UTEP (2).

Free Throw Percentage

Table with 2 columns: Team, Free Throw Percentage. Rows include UNLV (.960) and Missouri State vs. Santa Clara (1.000).

\*Minimum 10 Free Throw Attempts

Rebounds

Table with 2 columns: Team, Rebounds. Rows include Utah Valley (68) and UCLA vs. Weber State (76).

Offensive Rebounds

Table with 2 columns: Team, Offensive Rebounds. Rows include Colorado State (21) and Portland State (28).

Assists

Table with 2 columns: Team, Assists. Rows include Colorado State (34) and Southern Utah vs. South Alabama (36).

Blocked Shots

Table with 2 columns: Team, Blocked Shots. Rows include Eastern Kentucky (15) and Wyoming (10).

Steals

Table with 2 columns: Team, Steals. Rows include Southern Virginia (19) and Arizona State (15).

Turnovers

Table with 2 columns: Team, Turnovers. Rows include Pepperdine (29) and New Mexico (32).

Personal Fouls

Table with 2 columns: Team, Personal Fouls. Rows include Idaho State (36) and Washington (34).

Margin of Victory

Table with 2 columns: Team, Margin of Victory. Rows include Western Oregon (62) and New Mexico (42).

MISCELLANEOUS

Victories

Table with 2 columns: Team, Victories. Rows include BYU (17 in 2006-07) and 16 in 1987-88.

\*BYU's on-court home record in 2015-16 was 16-2. Those wins were vacated by the NCAA Committee on Infractions.

Losses

Table with 2 columns: Team, Losses. Row includes 13 in 1996-97.

Fewest Losses

Table with 2 columns: Team, Fewest Losses. Row includes 0, 10 times, last in 2007-08.

100-Point Games in a Season

Table with 2 columns: Team, 100-Point Games in a Season. Rows include BYU (5 in 1979-80) and Opponent (2 in 2016-17).

Total 100-Point Games

Table with 2 columns: Team, Total 100-Point Games. Rows include BYU (52) and Opponent (9).

Longest Winning Streak

Table with 2 columns: Team, Longest Winning Streak. Rows include Nov. 26, 2005 - Dec. 13, 2008 (53 games) and Feb. 19, 2000 - Jan. 16, 2003 (44 games).





CONFERENCE INDIVIDUAL CAREER RECORDS

@BYUMB

Blocks Per Game\*

Table with 4 columns: Rk, Name, Years, G, Blk, Avg. Lists players like Shawn Bradley, Greg Kite, Eric Mika, Russell Larson, Yoeli Childs, Alan Taylor, Trent Plaisted, Noah Hartsock, Jim Usevitch, Lee Cumppard.

\*Minimum 20 Games Played or 50 Career Blocks
Active, Career: Fousseyni Traore - 1.3 (14 games)

Steals

Table with 4 columns: Rk, Name, Years, G, Stl, Avg. Lists players like Jackson Emery, Kyle Collinsworth, Matt Carlino, TJ Haws, Marty Haws, Jonathan Tavernari, Randy Reid, Russell Larson, Danny Ainge, Tyler Haws.

Active, Career: Spencer Johnson - 12
\*Nick Emery had 69 steals. His statistics from 2015-17 were vacated by the NCAA Committee on Infractions.

Steals Per Game\*

Table with 4 columns: Rk, Name, Years, G, Stl, Avg. Lists players like Terrell Lyday, Jackson Emery, Matt Carlino, Mike Hall, Rafael Araujo, Kyle Collinsworth, Brett Applegate, Marty Haws, TJ Haws, Danny Ainge.

\*Minimum 20 Games Played
Active, Career: Spencer Johnson - 0.4
\*Nick Emery averaged 1.33 steals per game. His statistics from 2015-17 were vacated by the NCAA Committee on Infractions.

Assist-to-Turnover Ratio\*

Table with 4 columns: Rk, Name, Years, A, TO, A:TO. Lists players like Marty Perry, Scott Moon, Nathan Call, Gifford Nielsen, Ben Murdoch, Jackson Emery, Chris Nikchevich, Jake Toolson, Scott Runia, Brian Taylor.

\*Minimum 20 Games Played and 2.0 APG
Active, Career: Trevin Knell - 1.11:1

Turnovers

Table with 4 columns: Rk, Name, Years, G, TO, Avg. Lists players like Danny Ainge, TJ Haws, Michael Smith, Kyle Collinsworth, Fred Roberts, Devin Durrant, Jimmer Fredette, Brandon Davies, Mekeli Wesley, Matt Montague.

Active, Career: Gideon George - 33

Personal Fouls

Table with 4 columns: Rk, Name, Years, G, PF, Avg. Lists players like Russell Larson, Mark Durrant, Eric Nielsen, Randy Reid, Nate Austin, Mekeli Wesley, Brandon Davies, Kenneth Roberts, Greg Kite, Jay Cheeman.

Active, Career: Gideon George - 60

Times Disqualified

Table with 4 columns: Rk, Name, Years, DQ. Lists players like Eric Nielsen, Mark Durrant, Russell Larson, Nate Austin, Jared Miller, Yoeli Childs, Steve Schreiner, Silester Rivers, Jimmy Balderson, Trent Plaisted, Brandon Davies, Luke Worthington.

Active, Career: Gideon George - 1, Spencer Johnson - 1, Atiki Ally Atiki - 1

Games Played

Table with 4 columns: Rk, Name, Years, GP. Lists players like Randy Reid, Mark Durrant, Russell Larson, Kenneth Roberts, Tyler Haws, Kyle Collinsworth, Nate Austin, TJ Haws, Luke Worthington, Zac Seljaas.

Active, Career: Trevin Knell - 34

Games Started

Table with 4 columns: Rk, Name, Years, GS. Lists players like Randy Reid, Kenneth Roberts, Tyler Haws, TJ Haws, Kyle Collinsworth, Yoeli Childs, Lee Cumppard, Mark Bigelow, Mekeli Wesley, Russell Larson.

Active, Career: Trevin Knell - 16

Minutes Played

Table with 4 columns: Rk, Name, Years, G, Min, Avg. Lists players like TJ Haws, Kenneth Roberts, Tyler Haws, Randy Reid, Kyle Collinsworth, Devin Durrant, Michael Smith, Fred Roberts, Danny Ainge, Yoeli Childs.

Active, Career: Gideon George - 540

Triple-Doubles

Table with 4 columns: Rk, Name, Years, #. Lists players like Kyle Collinsworth, Fred Roberts, Michael Smith.

Double-Doubles

Table with 4 columns: Rk, Name, Years, #. Lists players like Yoeli Childs, Kresimir Cosic, Kyle Collinsworth, Brett Applegate, Bruce Burton, Alan Taylor, Steve Trumbo, Michael Smith, Bryon Ruffner, Russell Larson.

Active, Career: Fousseyni Traore - 6

Double-Figure Scoring Games

Table with 4 columns: Rk, Name, Years, #. Lists players like Tyler Haws, Danny Ainge, Michael Smith, Yoeli Childs, Devin Durrant, Russell Larson, Kenneth Roberts, Kyle Collinsworth, TJ Haws, Fred Roberts, Jimmer Fredette.

Active, Career: Gideon George - 12

30-Point Games

Table with 4 columns: Rk, Name, Years, #. Lists players like Devin Durrant, Jimmer Fredette, Michael Smith, Danny Ainge, Tyler Haws, John Fairchild, Dave Eastis, Dick Nemelka, Kresimir Cosic, Timo Saarelainen, Russell Larson, Ken Roberts, Doug Howard, Jay Cheesman, Steve Schreiner, Mekeli Wesley, Matt Carlino, TJ Haws, Yoeli Childs.

\*Nick Emery had two 30-point games. His statistics from 2015-17 were vacated by the NCAA Committee on Infractions.

^Mountain West Conference Record
#Western Athletic Conference Record







# CONFERENCE INDIVIDUAL SEASON RECORDS

@BYUMB

## Offensive Rebounds Per Game\*

Rk	Name, Year	G	OReb	Avg
1	Justin Weidaur, 1996-97	10	36	3.6
2	Ron Selleaze, 1997-98	14	45	3.2
3	Trent Plaisted, 2005-06	16	49	3.1
4	Fousseyni Traore, 2021-22	14	43	3.07
5	Jim Usevitch, 1987-88	15	45	3.0
6	Russell Larson, 1993-94	18	52	2.9
7	Eric Mika, 2016-17	18	51	2.83
8	Kyle Collinsworth, 2013-14	18	51	2.83
9	Nate Austin, 2013-14	18	50	2.78
10	Rafael Araujo, 2002-03	14	38	2.7

\*Minimum 10 Games Played

Active, Season: Fousseyni Traore - 3.07 (2021-22)

## Assists

Rk	Name, Year	G	Ast	Avg
1	Kyle Collinsworth, 2015-16	18	136	7.6
2	TJ Haws, 2019-20	16	108	6.8
3	Nathan Call, 1991-92	16	105	6.6
4	Kyle Collinsworth, 2014-15	17	104	6.1
5	Matt Montague, 2001-02	14	102	7.3
6	Robbie Reid, 1994-95	18	94	5.2
7	Randy Reid, 1995-96	18	86	4.8
8	Brian Taylor, 1986-87	16	84	5.3
9	TJ Haws, 2018-19	16	84	5.3
10	Marty Perry, 1984-85	16	82	5.1
11	Kyle Collinsworth, 2013-14	18	82	4.6

Active, Season: Gideon George - 16 (2021-22)

## Assists Per Game\*

Rk	Name, Year	G	Ast	Avg
1	Kyle Collinsworth, 2015-16	18	136	7.6
2	Matt Montague, 2001-02	14	102	7.3
3	TJ Haws, 2019-20	16	108	6.8
4	Nathan Call, 1991-92	16	105	6.6
5	Kyle Collinsworth, 2014-15	17	104	6.1
6	Brian Taylor, 1986-87	16	84	5.3
7	TJ Haws, 2018-19	16	84	5.3
8	Robbie Reid, 1994-95	18	94	5.2
9	Marty Perry, 1984-85	16	82	5.13
10	Danny Ainge, 1977-78	14	71	5.07

\*Minimum 10 Games Played

Active, Season: Gideon George - 1.1 (2021-22)

## Blocks

Rk	Name, Year	G	Blk	Avg
1	Shawn Bradley, 1990-91	16	72	4.5
2	Greg Kite, 1982-83	16	50	3.1
3	Eric Mika, 2016-17	18	37	2.1
4	Russell Larson, 1994-95	18	33	1.8
5	Kyle Davis, 2015-16	18	32	1.8
6	Greg Kite, 1980-81	16	31	1.9
7	Yoeli Childs, 2017-18	18	29	1.6
8	Alan Taylor, 1979-80	14	27	1.9
9	Brandon Davies, 2011-12	16	25	1.6
10	Jim Usevitch, 1987-88	15	24	1.6
11	Trent Plaisted, 2006-07	16	24	1.5
12	Corbin Kaufusi, 2014-15	18	24	1.3
13	Gavin Baxter, 2018-19	15	24	1.6

Active, Season: Fousseyni Traore - 18 (2021-22)

## Blocks Per Game\*

Rk	Name, Year	G	Blk	Avg
1	Shawn Bradley, 1990-91	16	72	4.5
2	Greg Kite, 1982-83	16	50	3.1
3	Eric Mika, 2016-17	18	37	2.1
4	Greg Kite, 1980-81	16	31	1.94
5	Alan Taylor, 1979-80	14	27	1.93
6	Russell Larson, 1994-95	18	33	1.83
7	Kyle Davis, 2015-16	18	32	1.78
8	Yoeli Childs, 2017-18	18	29	1.61
9	Jim Usevitch, 1987-88	15	24	1.60
10	Gavin Baxter, 2018-19	15	24	1.60

\*Minimum 10 Games Played

Active, Season: Fousseyni Traore - 1.3 (2021-22)

## Steals

Rk	Name, Year	G	Stl	Avg
1	Jackson Emery, 2009-10	16	^46	2.9
2	Jackson Emery, 2010-11	16	43	2.7
3	Matt Carlino, 2012-13	16	37	2.3
4	Kyle Collinsworth, 2013-14	18	37	2.1
5	Kyle Collinsworth, 2015-16	18	36	2.0
6	Terrell Lyday, 1999-00	14	35	2.5
7	Marty Haws, 1989-90	16	34	2.1
8	Brett Applegate, 1983-84	16	32	2.0
9	Matt Carlino, 2013-14	18	31	1.7
10	Russell Larson, 1993-94	18	29	1.6
11	Robbie Reid, 1994-95	18	29	1.6
12	Brandon Davies, 2011-12	16	29	1.8

Active, Season: Fousseyni Traore - 10 (2021-22)

## Steals Per Game\*

Rk	Name, Year	G	Stl	Avg
1	Jackson Emery, 2009-10	16	46	2.9
2	Jackson Emery, 2010-11	16	43	2.7
3	Terrell Lyday, 1999-00	14	35	2.5
4	Matt Carlino, 2012-13	16	37	2.3
5	Marty Haws, 1989-90	16	34	2.13
6	Kyle Collinsworth, 2013-14	18	37	2.06
7	Brett Applegate, 1983-84	16	32	2.0
8	Kyle Collinsworth, 2015-16	18	36	2.0
9	Rafael Araujo, 2003-04	14	27	1.93
10	Trent Whiting, 2000-01	14	26	1.86

\*Minimum 10 Games Played

Active, Season: Fousseyni Traore - 0.7 (2021-22)

## Assist-to-Turnover Ratio\*

Rk	Name, Years	A	TO	A:TO
1	Marty Perry, 1983-84	49	12	4.08:1
2	Nathan Call, 1991-92	105	30	3.50:1
3	Jackson Emery, 2008-09	49	14	3.50:1
4	Marty Perry, 1984-85	82	24	3.42:1
5	Greg Ballif, 1980-81	40	12	3.33:1
6	Marty Perry, 1982-83	43	13	3.31:1
7	Matt Carlino, 2013-14	77	24	3.21:1
8	McKay Cannon, 2018-19	32	10	3.20:1
9	Scott Moon, 1990-91	41	13	3.15:1
10	L.J. Rose, 2016-17	45	15	3.00:1

\*Minimum 10 Games Played and 2.0 APG

## Turnovers

Rk	Name, Years	TO
1	Fred Roberts, 1981-82	66
2	Michael Smith, 1988-89	66
3	Jimmer Fredette, 2010-11	64
4	Ron Selleaze, 1997-98	63
5	Matt Montague, 1996-97	60
6	Danny Ainge, 1977-78	58
7	Kyle Collinsworth, 2015-16	56
8	Brandon Davies, 2011-12	55
9	Robbie Reid, 1994-95	54
10	Danny Ainge, 1980-81	50

Active, Season: Fousseyni Traore - 31 (2021-22)

## Personal Fouls

Rk	Name, Years	PF
1	Corbin Kaufusi, 2014-15	69
2	Russell Larson, 1994-95	67
3	Jared Miller, 1991-92	66
4	Jared Miller, 1992-93	64
5	Eric Nielsen, 1996-97	64
6	Kevin Santiago, 1988-89	63
7	Russell Larson, 1993-94	63
8	Mark Durrant, 1989-90	60
9	Nathan Cooper, 1995-96	60
10	Trent Plaisted, 2005-06	60

Active, Season: Gideon George - 35 (2021-22)

## Time Disqualified

Rk	Name, Years	DQ
1	Eric Nielsen, 1996-97	8
2	Mark Durrant, 1993-94	5
3	Eric Nielsen, 1999-00	5
4	Eric Nielsen, 2000-01	5
5	Rafael Araujo, 2002-03	5
6	Trent Plaisted, 2005-06	5
7	Mark Durrant, 1989-90	4
8	Steve Schreiner, 1989-90	4
9	Russell Larson, 1991-92	4
10	Jared Miller, 1991-92	4
11	Jared Miller, 1992-93	4
12	Mark Durrant, 1994-95	4
13	Russell Larson, 1994-95	4
14	Silester Rivers, 1998-99	4
15	Nate Austin, 2011-12	4
16	Corbin Kaufusi, 2014-15	4

Active, Career: Gideon George, Spencer Johnson, Atiki Ally Atiki - 1 (2021-22)

## Minutes Played

Rk	Name, Years	Min
1	Robbie Reid, 1994-95	664
2	Elijah Bryant, 2017-18	654
3	Devin Durrant, 1983-84	650
4	Kenneth Roberts, 1995-96	643
5	Chase Fischer, 2015-16	633
6	Bryon Ruffner, 1995-96	628
7	TJ Haws, 2017-18	627
8	Danny Ainge, 1980-81	617
9	Tyler Haws, 2013-14	617
10	Devin Durrant, 1982-83	615

Active, Career: Fousseyni Traore - 397

## Double-Figure Scoring Games

Rk	Name, Years	#
1	Russell Larson, 1993-94	18
2	Tyler Haws, 2013-14	18
3	Tyler Haws, 2014-15	18
4	Eric Mika, 2016-17	18
5	Kenneth Roberts, 1995-96	17
6	Chase Fischer, 2015-16	17
7	Elijah Bryant, 2017-18	17
8	Yoeli Childs, 2017-18	17
9	Danny Ainge, 1980-81	16
10	Devin Durrant, 1982-83	16
11	Devin Durrant, 1983-84	16
12	Timo Saarelainen, 1984-85	16
13	Jeff Chatman, 1985-86	16
14	Jeff Chatman, 1987-88	16
15	Michael Smith, 1987-88	16
16	Michael Smith, 1988-89	16
17	Jimmer Fredette, 2010-11	16
18	Kyle Collinsworth, 2013-14	16
19	Kyle Collinsworth, 2015-16	16

Active, Career: Gideon George, Fousseyni Traore - 7 (2021-22)

## Double-Doubles

Rk	Name, Years	#
1	Bryon Ruffner, 1995-96	16
2	Brett Applegate, 1983-84	11
3	Russell Larson, 1993-94	11
4	Eric Mika, 2016-17	11
5	Kresimir Cosic, 1971-72	10
6	Steve Trumbo, 1981-82	10
7	Kyle Collinsworth, 2014-15	9
8	Yoeli Childs, 2017-18	9
9	Yoeli Childs, 2018-19	9
10	Mark Miller, 1959-60	8
11	Bruce Burton, 1961-62	8
12	Kresimir Cosic, 1970-71	8
13	Dave Eastis, 1959-60	7
14	John Fairchild, 1964-65	7
15	Jim Eakins, 1967-68	7
16	Jay Cheesman, 1975-76	7
17	Alan Taylor, 1979-80	7
18	Steve Trumbo, 1980-81	7
19	Brett Applegate, 1982-83	7
20	Kyle Collinsworth, 2015-16	7

Active, Career: Fousseyni Traore - 6

^Mountain West Conference Record

#Western Athletic Conference Record





**Points-to-Field Goal Attempts Goal Ratio**  
(Minimum 30 Points)

Rk	Name vs. Opponent, Date	Pts	FGA	Ratio
1	Russell Larson (Jr.) vs. San Diego State, 02/10/1994 (7-10 FG, 1-1 3FG 15-17 FT)	30	10	3.00:1
2	Alex Barcello (Sr.) at Pepperdine, 02/12/2022 (10-12 FG, 9-10 3FG 4-4 FT)	33	12	2.75:1
3	Russell Larson (Sr.) vs. Air Force, 02/25/1995 (10-14 FG, 2-2 3FG 12-14 FT)	34	14	2.43:1
4	TJ Haws (Jr.) at Pepperdine, 01/17/2019 (7-14 FG, 2-7 3FG 18-22 FT)	34	14	2.43:1
5	Elijah Bryant (So.) at Portland, 02/23/2017 (10-17 FG, 7-12 3FG 12-12 FT)	39	17	2.29:1

*\*Nick Emery had a 2.47:1 points to FGA ratio at San Francisco (02/11/2016). His statistics from 2015-17 were vacated by the NCAA Committee on Infractions.*

**Points-to-Field Goal Attempts Goal Ratio**  
(Minimum 40 Points)

Rk	Name vs. Opponent, Date	Pts	FGA	Ratio
1	Jimmer Fredette (Sr.) vs. San Diego State, 01/26/2011 (14-24 FG, 5-8 3FG 10-11 FT)	43	24	1.79:1
2	Jimmer Fredette (Sr.) at Colorado State, 01/22/2011 (11-24 FG, 4-9 3FG 16-17 FT)	42	24	1.75:1
3	John Fairchild (Sr.) vs. Arizona, 02/26/1965 (15-23 FG, 0-0 3FG 10-12 FT)	40	23	1.74:1
4	Jimmer Fredette (Sr.) at Utah, 01/11/2011 (16-28 FG, 6-9 3FG 9-9 FT)	47	28	1.68:1
5	Timo Saarelainen (Sr.) at New Mexico, 02/07/1985 (16-26 FG, 0-0 3FG 9-12 FT)	41	26	1.58:1

**Highest Points Available Percentage**  
(Minimum 20 Points)

Rk	Name vs. Opponent, Date	Pts	PA	PAP
1	Kresimir Cosic (So.) vs. Arizona, 02/26/1971 (12-12 FG, 0-0 3FG, 4-4 FT)	28	28	1.000
	Brock Zylstra (Jr.) vs. San Francisco, 01/07/2012 (8-8 FG, 6-6 3FG, 0-0 FT)	22	22	1.000
3	Alan Taylor (Jr.) vs. New Mexico, 01/13/1979 (6-6 FG, 0-0 3FG, 8-9 FT)	20	21	.952
4	Scott Runia (So.) vs. Wyoming, 02/11/1978 (11-12 FG, 0-0 3FG, 0-0 FT)	22	24	.917
5	Kolby Lee (So.) vs. San Diego, 01/16/2020 (8-8 FG, 1-1 3FG, 4-6 FT)	21	23	.913

**Highest Points Available Percentage**  
(Minimum 30 Points)

Rk	Name vs. Opponent, Date	Pts	PA	PAP
1	Alex Barcello (Sr.) at Pepperdine, 02/12/2022 (10-12 FG, 9-10 3FG, 4-4 FT)	33	38	.868
2	Devin Durrant (So.) at Colorado State, 02/21/1980 (13-15 FG, 0-0 3FG, 5-7 FT)	31	37	.838
3	Kenneth Roberts (Jr.) at Utah, 03/04/1995 (11-15 FG, 2-2 3FG, 10-10 FT)	34	42	.810
4	Danny Ainge (Sr.) at Colorado State, 02/28/1981 (12-15 FG, 0-0 3FG, 7-9 FT)	31	39	.795
5	Fred Roberts (Fr.) at UTEP, 02/10/1979 (13-17 FG, 0-0 3FG, 4-4 FT)	30	38	.789
	Russell Larson (Jr.) vs. San Diego State, 02/10/1994 (7-10 FG, 1-1 3FG, 15-17 FT)	30	38	.789

*\*Nick Emery had an .822 PAP at San Francisco (02/11/2016). His statistics from 2015-17 were vacated by the NCAA Committee on Infractions.*

**Highest Points Available Percentage**  
(Minimum 40 Points)

Rk	Name vs. Opponent, Date	Pts	PA	PAP
1	John Fairchild (Sr.) vs. Arizona, 02/26/1965 (15-23 FG, 0-0 3FG, 10-12 FT)	40	58	.690
2	Jimmer Fredette (Sr.) vs. San Diego State, 01/26/2011 (14-24 FG, 5-8 3FG, 10-11 FT)	43	67	.642
3	Timo Saarelainen (Sr.) at New Mexico, 02/07/1985 (16-26 FG, 0-0 3FG, 9-12 FT)	41	64	.641
4	Jimmer Fredette (Sr.) at Utah, 01/11/2011 (16-28 FG, 6-9 3FG, 9-9 FT)	47	74	.635
5	Dave Eastis (Jr.) vs. New Mexico, 02/05/1960 (21-34 FG, 0-0 3FG, 2-3 FT)	44	71	.620

^ Mountain West Conference Record



Conference Tournament Individual Career Records

Points Scored

Table with 4 columns: Rk, Name, Years, G, Pts, Avg. Lists top scorers like Jimmer Fredette, Tyler Haws, and Kyle Collinsworth.

Scoring Average\*

Table with 4 columns: Rk, Name, Years, G, Pts, Avg. Shows scoring averages for players like Jimmer Fredette and Terrell Lyday.

Field Goals Made

Table with 3 columns: Rk, Name, Years, FG. Lists field goals made by players like Jimmer Fredette and Kyle Collinsworth.

Field Goal Attempts

Table with 3 columns: Rk, Name, Years, FGA. Lists field goal attempts by players like Jimmer Fredette and Tyler Haws.

Field Goal Percentage\*

Table with 4 columns: Rk, Name, Years, FG, FGA, Pct. Shows field goal percentages for players like Corbin Kaufusi and Fousseyni Traore.

3-Point Field Goals Made

Table with 3 columns: Rk, Name, Years, 3FG. Lists 3-point field goals made by players like Jimmer Fredette and Jonathan Tavernari.

\*Nick Emery made 12 3-point field goals. His statistics from 2015-17 were vacated by the NCAA Committee on Infractions.

3-Point Field Goal Attempts

Table with 3 columns: Rk, Name, Years, 3FGA. Lists 3-point field goal attempts by players like Jimmer Fredette and Jonathan Tavernari.

3-Point Field Goal Percentage

Table with 4 columns: Rk, Name, Years, 3FG, 3FGA, Pct. Shows 3-point field goal percentages for players like Mike Rose and Nathan Cooper.

\*Minimum 5 3FG Made \*Nick Emery shot .429 from 3-point range. His statistics from 2015-17 were vacated by the NCAA Committee on Infractions.

Free Throws Made

Table with 2 columns: Rk, Name, Years, FT. Lists free throws made by players like Jimmer Fredette and Tyler Haws.

Free Throw Attempts

Table with 2 columns: Rk, Name, Years, FTA. Lists free throw attempts by players like Jimmer Fredette and Kyle Collinsworth.

Free Throw Percentage\*

Table with 4 columns: Rk, Name, Years, FT, FTA, Pct. Shows free throw percentages for players like Tyler Haws and Mark Heslop.

Rebounds

Table with 3 columns: Rk, Name, Years, G, Reb, Avg. Lists total rebounds by players like Kyle Collinsworth and Lee Cummond.

Rebounds Per Game\*

Table with 3 columns: Rk, Name, Years, G, Reb, Avg. Shows rebounds per game for players like Shawn Bradley and Rafael Araujo.

\*Minimum 5 Games Played or 30 Rebounds

Assists

Table with 4 columns: Rk, Name, Years, G, Ast, Avg. Lists assists by players like Nathan Call and Kyle Collinsworth.

Assists Per Game\*

Table with 4 columns: Rk, Name, Years, G, Ast, Avg. Shows assists per game for players like Austin Ainge and Nathan Call.

\*Minimum 5 Games Played

Blocks

Table with 4 columns: Rk, Name, Years, G, Blk, Avg. Lists blocks by players like Noah Hartsock and Shawn Bradley.

Blocks Per Game\*

Table with 4 columns: Rk, Name, Years, G, Blk, Avg. Shows blocks per game for players like Shawn Bradley and Noah Hartsock.

\*Minimum 5 Games Played or 6 Career Blocks

Steals

Table with 4 columns: Rk, Name, Years, G, Stl, Avg. Lists steals by players like Jackson Emery and Kyle Collinsworth.

Steals Per Game\*

Table with 4 columns: Rk, Name, Years, G, Stl, Avg. Shows steals per game for players like Jackson Emery and Anson Winder.

Turnovers

Table with 4 columns: Rk, Name, Years, G, TO, Avg. Lists turnovers by players like Kyle Collinsworth and Jimmer Fredette.



Personal Fouls

Rk	Name, Years	G	PF	Avg
1	Nate Austin, 2011-16	8	32	4.0
2	Charles Abouo, 2008-12	9	29	3.2
3	Russell Larson, 1991-95	9	27	3.0
	Mekeli Wesley, 1997-01	9	27	3.0
	Jackson Emery, 2005-06, 08-11	8	27	3.4
6	Nathan Call, 1986-88, 90-92	10	26	2.6
	Lee Cummmard, 2005-09	9	26	2.9
8	Luke Worthington, 2013-15, 17-19	9	24	2.7
9	Kenneth Roberts, 1990-91, 93-96	8	21	2.6
	Corbin Kaufusi, 2014-17	7	21	3.0

Double-Doubles

Rk	Name, Years	#
1	Kyle Collinsworth, 2010-11, 2013-16	4
2	Jared Miller, 1990-93	3
	Rafael Araujo, 2002-04	3
4	Shawn Bradley, 1990-91	2
	Ken Roberts, 1990-91, 93-96	2
	Fousseyni Traore, 2021-present	2

Double-Figure Scoring Games

Rk	Name, Years	#
1	Kyle Collinsworth, 2010-11, 2013-16	9
2	Mekeli Wesley, 1997-01	8
	Jimmer Fredette, 2007-11	8
4	Lee Cummmard, 2005-09	7
	Tyler Haws, 2009-10, 12-15	7
6	Terrell Lyday, 1999-01	6
	Mark Bigelow, 1998-99, 01-04	6

Conference Tournament Individual Game Records

Points Scored

Rk	Name vs. Opponent, Date	Pts
1	Jimmer Fredette vs. New Mexico, 03/11/2011	52
2	Jimmer Fredette vs. TCU, 03/11/2010	45
3	Keena Young at UNLV, 03/10/2007	34
4	Michael Smith vs. Hawaii, 03/10/1989	33
	Yoeli Childs vs. Saint Mary's, 03/05/2018	33
6	Terrell Lyday vs. Wyoming, 03/09/2001	32
7	Kenneth Roberts vs. Hawaii, 03/12/1994	30
	Mekeli Wesley vs. New Mexico, 03/10/2001	30
	Jimmer Fredette at UNLV, 03/12/2010	30
	Jimmer Fredette vs. San Diego State, 03/12/2011	30
	Tyler Haws vs. Santa Clara, 03/07/2015	30

Field Goals Made

Rk	Name vs. Opponent, Date	FG
1	Jimmer Fredette vs. New Mexico, 03/11/2011	22
2	Keena Young at UNLV, 03/10/2007	13
	Yoeli Childs vs. Saint Mary's, 03/05/2018	13
4	Michael Smith vs. Hawaii, 03/10/1989	12
	Russell Larson vs. Utah, 03/10/1994	12
	Kenneth Roberts vs. Hawaii, 03/12/1994	12

Field Goals Attempted

Rk	Name vs. Opponent, Date	FGA
1	Jimmer Fredette vs. New Mexico, 03/11/2011	37
2	Michael Smith at New Mexico, 03/06/1987	25
	Jimmer Fredette vs. San Diego State, 03/12/2011	25
4	Michael Smith vs. Hawaii, 03/10/1989	23
	Jimmer Fredette vs. TCU, 03/11/2010	23

Field Goal Percentage\*

Rk	Name, Year	FG	FGA	Pct
1	Mekeli Wesley vs. New Mexico, 03/10/2001	11	12	.917
2	Russell Larson vs. Utah, 03/10/1994	12	14	.857
	Kenneth Roberts vs. Hawaii, 03/12/1994	12	14	.857
4	Trent Plaisted vs. Wyoming, 03/09/2007	10	13	.769
	Elijah Bryant vs. San Diego, 03/03/2018	10	13	.769
6	Trent Plaisted vs. TCU, 03/08/2007	9	12	.750

\*Minimum 10 Field Goal Attempts

3-Point Field Goals Made

Rk	Name vs. Opponent, Date	3FG
1	Jimmer Fredette vs. New Mexico, 03/11/2011	7
2	Chase Fischer vs. Portland, 03/09/2015	6
3	Michael Vranes vs. TCU, 03/02/1999	5
	Terrell Lyday vs. Air Force, 03/08/2001	5
	Trevin Knell vs. Gonzaga, 03/09/2021	5

\*Nick Emery made 5 3-pointers vs. Gonzaga (03/07/2016). His statistics from 2015-17 were vacated by the NCAA Committee on Infractions.

3-Point Field Goals Attempted

Rk	Name vs. Opponent, Date	3FGA
1	Jimmer Fredette vs. New Mexico, 03/11/2011	14
2	Chase Fischer vs. Portland, 03/09/2015	12
3	Jimmer Fredette at UNLV, 03/12/2010	11
	Jimmer Fredette vs. TCU, 03/10/2011	11
	Chase Fischer vs. Gonzaga, 03/07/2016	11

\*Nick Emery attempted 11 3-pointers vs. Gonzaga (03/07/2016). His statistics from 2015-17 were vacated by the NCAA Committee on Infractions.

3-Point Field Goal Percentage\*

Rk	Name, Year	3FG	3FGA	Pct
1	Mekeli Wesley vs. Wyoming, 03/09/2001	4	5	.800
	Jackson Emery vs. TCU, 03/11/2010	4	5	.800
3	Michael Vranes vs. TCU, 03/02/1999	5	7	.714
	Terrell Lyday vs. Air Force, 03/08/2001	5	7	.714
5	Mark Heslop vs. Utah, 03/13/1992	4	6	.667

\*Minimum 5 3-Point Field Goal Attempts

Free Throws Made

Rk	Name vs. Opponent, Date	FT
1	Jimmer Fredette vs. TCU, 03/11/2010	23
2	Tyler Haws vs. San Francisco, 03/10/2014	20
3	Terrell Lyday vs. Wyoming, 03/09/2001	13
4	Jimmer Fredette at UNLV, 03/12/2010	12
5	Tyler Haws vs. Gonzaga, 03/11/2014	11
	Tyler Haws vs. Santa Clara, 03/07/2015	11

Free Throws Attempted

Rk	Name vs. Opponent, Date	FTA
1	Jimmer Fredette vs. TCU, 03/11/2010	24
2	Trent Plaisted vs. Wyoming, 03/09/2007	16
3	Terrell Lyday vs. Wyoming, 03/09/2001	14
	Tyler Haws vs. San Francisco, 03/10/2014	14
5	Jimmer Fredette at UNLV, 03/12/2010	12
	Tyler Haws vs. Santa Clara, 03/07/2015	12

Free Throws Made, No Misses

Rk	Name vs. Opponent, Date	FT
1	Tyler Haws vs. San Francisco, 03/10/2014	14
2	Jimmer Fredette at UNLV, 03/12/2010	12
3	Tyler Haws vs. Gonzaga, 03/11/2014	11
4	Michael Smith vs. Hawaii, 03/10/1989	9
	Gary Trost vs. Hawaii, 03/08/1991	9
6	Lee Cummmard vs. Air Force, 03/12/2009	8
	Anson Winder vs. Loyola Marymount, 03/08/2014	8
	Elijah Bryant vs. Saint Mary's, 03/05/2018	8
	Alex Barcello vs. Pepperdine, 03/08/2021	8
10	Jimmer Fredette vs. Air Force, 03/12/2009	7

\*Nick Emery attempted 7 free throws without a miss vs. Loyola Marymount (03/14/2017). His statistics from 2015-17 were vacated by the NCAA Committee on Infractions.

Free Throw Percentage\*

Rk	Name, Year	FG	FGA	Pct
1	Jimmer Fredette at UNLV, 03/12/2010	12	12	1.000
	Tyler Haws vs. San Francisco, 03/10/2014	14	14	1.000
	Tyler Haws vs. Gonzaga, 03/11/2014	11	11	1.000
4	Jimmer Fredette vs. TCU, 03/11/2010	23	24	.958
5	Terrell Lyday vs. Wyoming, 03/09/2001	13	14	.929
6	Tyler Haws vs. Santa Clara, 03/07/2015	11	12	.917
7	Michael Smith vs. Air Force, 03/05/1987	9	10	.900
	Kenneth Roberts vs. Fresno State, 03/11/1994	9	10	.900

\*Minimum 10 Free Throw Attempts

Rebounds

Rk	Name vs. Opponent, Date	Reb
1	Kyle Collinsworth vs. Loyola Marymount, 03/08/2014	16
2	Rafael Araujo vs. Wyoming, 03/11/2004	14
	Kyle Collinsworth vs. Portland, 03/09/2015	14
4	Michael Smith at New Mexico, 03/06/1987	13
	Jim Usevitch vs. Hawaii, 03/10/1988	13
	Shawn Bradley vs. Colorado State, 03/07/1991	13
	Shawn Bradley vs. Utah, 03/09/1991	13
	Jared Miller vs. New Mexico, 03/12/1993	13
	Rafael Araujo vs. New Mexico, 03/13/2003	13
	Lee Cummmard at UNLV, 03/10/2007	13

Offensive Rebounds

Rk	Name vs. Opponent, Date	OReb
1	Jared Miller vs. New Mexico, 03/12/1993	9
2	Lee Cummmard at UNLV, 03/10/2007	8
3	Jim Usevitch vs. Hawaii, 03/10/1988	7
	Kenneth Roberts vs. Colorado State, 03/09/1995	7

Assists

Rk	Name vs. Opponent, Date	Ast
1	Kyle Collinsworth vs. Portland, 03/09/2015	11
2	Austin Ainge at UNLV, 03/10/2007	10
3	Kevin Santiago vs. Hawaii, 03/10/1989	9
4	Marty Haws vs. Air Force, 03/05/1987	8

Nathan Call vs. Hawaii, 03/08/1991	8
Michael Vranes vs. TCU, 03/02/1999	8
Brandon Davies vs. San Diego, 03/08/2013	8

Minutes Played

Rk	Name vs. Opponent, Date	Min
1	Marty Haws vs. Utah, 03/08/1990	45
2	Andy Toolson vs. Utah, 03/08/1990	43
	Scott Moon vs. Hawaii, 03/08/1991	43
	Nathan Call vs. Utah, 03/09/1991	43
5	Nathan Call vs. Hawaii, 03/08/1991	42
	Travis Hansen vs. Colorado State, 03/14/2003	42
	Kyle Collinsworth vs. San Francisco, 03/10/2014	42

Blocks

Rk	Name vs. Opponent, Date	Blk
1	Shawn Bradley vs. Colorado State, 03/07/1991	5
	Shawn Bradley vs. Utah, 03/09/1991	5
3	Tom Gneiting vs. New Mexico, 03/06/1986	4

Steals

Rk	Name vs. Opponent, Date	Stl
1	Anson Winder vs. Loyola Marymount, 03/08/2014	6
2	Jackson Emery vs. New Mexico, 03/11/2011	5
3	Gary Trost vs. Hawaii, 03/11/1993	4
	Brock Zylstra vs. San Diego, 03/02/2012	4



NCAA Tournament Individual Career Records

Points Scored

Rk	Name, Years	G	Pts	Avg
1	Jimmer Fredette, 08, 09, 10, 11	7	184	26.3
2	Danny Ainge, 79, 80, 81	6	107	17.8
3	Noah Hartsock, 09, 10, 11, 12	8	96	12.0
4	Kresimir Cosic, 71, 72	4	89	22.3
5	Michael Smith, 84, 87, 88	5	87	17.4
6	Mel Hutchins, 50, 51	5	81	16.2
7	Tyler Haws, 10, 14, 15	4	76	19.0
8	Bernie Fryer, 71, 72	4	75	18.8
	Fred Roberts, 79, 80, 81	6	75	12.5
10	Roland Minson, 50, 51	5	73	14.6

Scoring Average

Rk	Name, Years	G	Pts	Avg
1	Jimmer Fredette, 08, 09, 10, 11	7	184	26.3
2	Kresimir Cosic, 71, 72	4	89	22.3
3	Jeff Chatman, 87, 88	3	101	20.3
4	Tyler Haws, 10, 14, 15	4	76	19.0
5	Bernie Fryer, 71, 72	4	75	18.8
6	Danny Ainge, 79, 80, 81	6	107	17.8
7	Michael Smith, 84, 87, 88	5	87	17.4
8	Mel Hutchins, 50, 51	5	81	16.2

\*Minimum 5 Games Played or 75 Points

Field Goals Made

Rk	Name, Years	FG
1	Jimmer Fredette, 08, 09, 10, 11	59
2	Danny Ainge, 79, 80, 81	39
3	Noah Hartsock, 09, 10, 11, 12	38
4	Mel Hutchins, 50, 51	35
5	Michael Smith, 84, 87, 88	34
6	Kresimir Cosic, 71, 72	33
7	Roland Minson, 50, 51	30
8	Fred Roberts, 79, 80, 81	29
9	Tyler Haws, 10, 14, 15	27
10	Bernie Fryer, 71, 72	26

Field Goal Attempts

Rk	Name, Years	FGA
1	Jimmer Fredette, 08, 09, 10, 11	140
2	Danny Ainge, 79, 80, 81	86
3	Roland Minson, 50, 51	85
4	Mel Hutchins, 50, 51	84
5	Michael Smith, 84, 87, 88	69
6	Noah Hartsock, 09, 10, 11, 12	67
7	Kresimir Cosic, 71, 72	66
8	Bernie Fryer, 71, 72	61
9	Tyler Haws, 10, 14, 15	52
10	Fred Roberts, 79, 80, 81	51

Field Goal Percentage\*

Rk	Name, Years	FG	FGA	Pct
1	Steve Kramer, 65	13	18	.722
2	Jim Usevitch, 84, 87, 88	22	32	.688
3	Kenneth Roberts, 91, 95	12	19	.632
4	Jeff Chatman, 87, 88	25	40	.625
5	Steve Schreiner, 88, 90, 91	12	20	.600
6	Nathan Call, 87, 88, 91, 92	14	24	.583
7	Fred Roberts, 79, 80, 81	29	51	.569
8	Noah Hartsock, 09, 10, 11, 12	38	67	.567
9	Alan Taylor, 79, 80	16	29	.552
10	Tyler Haws, 10, 14, 15	27	52	.519

\*Minimum 10 FG Made

3-Point Field Goals Made

Rk	Name, Years	3FG
1	Jimmer Fredette, 08, 09, 10, 11	19
2	Nick Sanderson, 92, 93	13
	Jackson Emery, 09, 10, 11	13
4	Jonathan Tavernari, 07, 08, 09, 10	9
	Noah Hartsock, 09, 10, 11, 12	9
6	Nathan Call, 87, 88, 91, 92	7
7	Tyler Haws, 10, 14, 15	6
	Chase Fischer, 15	6

3-Point Field Goal Attempts

Rk	Name, Years	3FGA
1	Jimmer Fredette, 08, 09, 10, 11	60
2	Jackson Emery, 09, 10, 11	34
3	Nick Sanderson, 92, 93	31
4	Jonathan Tavernari, 07, 08, 09, 10	25
5	Mark Bigelow, 03, 04	17
6	Michael Smith, 84, 87, 88	14
	Kevin Nixon, 92, 93	14
	Noah Hartsock, 09, 10, 11, 12	14
	Matt Carlino, 12, 14	14
10	Andy Toolson, 88, 90	13
	Tyler Haws, 10, 14, 15	13

3-Point Field Goal Percentage

Rk	Name, Years	3FG	3FGA	Pct
1	Noah Hartsock, 09, 10, 11, 12	9	14	.643
2	Mike Rose, 04, 07	5	8	.625
3	Nathan Call, 87, 88, 91, 92	7	12	.583
4	Chase Fischer, 15	6	12	.500
5	Tyler Haws, 10, 14, 15	6	13	.462
6	Nick Sanderson, 92, 93	13	31	.419
7	Andy Toolson, 88, 90	5	13	.385
8	Jackson Emery, 09, 10, 11	13	34	.382

\*Minimum 5 3FG Made

Free Throws Made

Rk	Name, Years	FT
1	Jimmer Fredette, 08, 09, 10, 11	47
2	Danny Ainge, 79, 80, 81	29
3	Kresimir Cosic, 71, 72	23
	Bernie Fryer, 71, 72	23
	Gary Trost, 88, 91, 92, 93	23
6	Jim Usevitch, 84, 87, 88	19
7	Fred Roberts, 79, 80, 81	17
	Devin Durrant, 79, 80, 84	17
9	Jerry Romney, 50, 51	16
	Tyler Haws, 10, 14, 15	16

Free Throw Attempts

Rk	Name, Years	FTA
1	Jimmer Fredette, 08, 09, 10, 11	55
2	Danny Ainge, 79, 80, 81	33
3	Bernie Fryer, 71, 72	31
4	Gary Trost, 88, 91, 92, 93	29
5	Roland Minson, 50, 51	26
	Kresimir Cosic, 71, 72	26
	Jim Usevitch, 84, 87, 88	26
8	Fred Roberts, 79, 80, 81	25
9	Jerry Romney, 50, 51	22
	Brandon Davies, 10, 11, 12	22

Free Throw Percentage\*

Rk	Name, Years	FT	FTA	Pct
1	Tyler Haws, 10, 14, 15	16	17	.941
2	Noah Hartsock, 09, 10, 11, 12	11	12	.917
3	Mike Gardner, 65	10	11	.909
	Charles Abouo, 09, 10, 11, 12	10	11	.909
5	Kresimir Cosic, 71, 72	23	26	.885
6	Danny Ainge, 79, 80, 81	29	33	.879
7	Michael Smith, 84, 87, 88	14	16	.875

\*Minimum 10 FT Made

Rebounds

Rk	Name, Years	G	Reb	Avg
1	Kresimir Cosic, 71, 72	4	60	15.0
2	Michael Smith, 84, 87, 88	5	45	9.0
3	Fred Roberts, 79, 80, 81	6	43	7.2
	Steve Trumbo, 79, 80, 81	6	43	7.2
5	Gary Trost, 88, 91, 92, 93	6	41	6.8
6	Kyle Collinsworth, 11, 15	4	40	10.0
7	Noah Hartsock, 09, 10, 11, 12	8	36	4.5
8	John Fairchild, 65	2	34	17.0
	Jim Usevitch, 84, 87, 88	5	34	6.8
	Brandon Davies, 10, 11, 12	4	34	8.5

Rebounds Per Game\*

Rk	Name, Years	G	Reb	Avg
1	John Fairchild, 65	2	34	17.0
2	Kresimir Cosic, 71, 72	4	60	15.0
3	Kyle Collinsworth, 11, 15	4	40	10.0
4	Michael Smith, 84, 87, 88	5	45	9.0
5	Brandon Davies, 10, 11, 12	4	34	8.5
6	Fred Roberts, 79, 80, 81	6	43	7.2
	Steve Trumbo, 79, 80, 81	6	43	7.2
8	Gary Trost, 88, 91, 92, 93	6	41	6.8

\*Minimum 5 Games Played or 30 Rebounds

Assists

Rk	Name, Years	G	Ast	Avg
1	Jimmer Fredette, 08, 09, 10, 11	7	30	4.3
2	Nathan Call, 87, 88, 91, 92	6	26	4.3
3	Danny Ainge, 79, 80, 81	6	22	3.7
4	Gary Trost, 88, 91, 92, 93	6	18	3.0
5	Fred Roberts, 79, 80, 81	6	17	2.8
	Randy Reid, 93, 95	3	17	5.7
7	Bernie Fryer, 71, 72	4	16	4.0
	Steve Craig, 79, 80, 81	6	16	2.7
	Brian Taylor, 84, 87, 88	5	16	3.2
	Kyle Collinsworth, 11, 15	4	16	4.0

Assists Per Game\*

Rk	Name, Years	G	Ast	Avg
1	Randy Reid, 93, 95	3	17	5.7
2	Nathan Call, 87, 88, 91, 92	6	26	4.33
3	Jimmer Fredette, 08, 09, 10, 11	7	30	4.29
4	Bernie Fryer, 71, 72	4	16	4.0
	Kyle Collinsworth, 11, 15	4	16	4.0
6	Danny Ainge, 79, 80, 81	5	22	3.7

\*Minimum 5 Games Played of 15 Assists

Blocks

Rk	Name, Years	G	Blk	Avg
1	Shawn Bradley, 91	2	12	6.0
2	Noah Hartsock, 09, 10, 11, 12	8	7	0.9
3	Danny Ainge, 79, 80, 81	5	5	1.0
	Jim Usevitch, 84, 87, 88	5	5	1.0
	Brandon Davies, 10, 11, 12	4	5	1.3

Blocks Per Game\*

Rk	Name, Years	G	Blk	Avg
1	Shawn Bradley, 91	2	12	6.0
2	Brandon Davies, 10, 11, 12	4	5	1.3
3	Danny Ainge, 79, 80, 81	5	5	1.0
	Jim Usevitch, 84, 87, 88	5	5	1.0
5	Noah Hartsock, 09, 10, 11, 12	8	7	0.9

\*Minimum 5 Games Played or 5 Career Blocks

Steals

Rk	Name, Years	G	Stl	Avg
1	Danny Ainge, 79, 80, 81	6	12	2.0
2	Jonathan Tavernari, 07, 08, 09, 10	5	9	1.8
	Jimmer Fredette, 08, 09, 10, 11	7	9	1.3
	Jackson Emery, 09, 10, 11	6	9	1.5
	Noah Hartsock, 09, 10, 11, 12	8	9	1.1
6	Nathan Call, 87, 88, 91, 92	6	8	1.3
	Kyle Collinsworth, 11, 15	4	8	2.0
8	Steve Craig, 79, 80, 81	6	7	1.2

Steals Per Game\*

Rk	Name, Years	G	Stl	Avg
1	Danny Ainge, 79, 80, 81	6	12	2.0
	Kyle Collinsworth, 11, 15	4	8	2.0
3	Jonathan Tavernari, 07, 08, 09, 10	5	9	1.8
4	Jackson Emery, 09, 10, 11	6	9	1.5
5	Nathan Call, 87, 88, 91, 92	6	8	1.3

\*Minimum 5 Games Played or 8 Career Steals



NCAA Tournament Individual Game Records

Points Scored

Rk	Name vs. Opponent, Date	Pts
1	Danny Ainge vs. UCLA, 03/14/1981	37
	Jimmer Fredette vs. Florida, 03/18/2010	37
3	Jimmer Fredette vs. Gonzaga, 03/19/2011	34
4	Tyler Haws vs. Ole Miss, 03/17/2015	33
5	Jimmer Fredette vs. Wofford, 03/17/2011	32
	Jimmer Fredette vs. Florida, 03/24/2011	32
7	Kresimir Cosic at Utah State, 03/13/1971	30
	Joe Nelson vs. UCLA, 03/25/1950	30

Field Goals Made

Rk	Name vs. Opponent, Date	FG
1	Danny Ainge vs. UCLA, 03/14/1981	14
2	Jimmer Fredette vs. Florida, 03/18/2010	13
	Tyler Haws vs. Ole Miss, 03/17/2015	13
4	Joe Nelson vs. UCLA, 03/25/1950	12
5	Devin Durrant vs. Kentucky, 03/17/1984	11
	Jeff Chatman vs. New Orleans, 03/12/1987	11
	Michael Smith vs. Charlotte, 03/17/1988	11
	Jimmer Fredette vs. Gonzaga, 03/19/2011	11
	Jimmer Fredette vs. Florida, 03/24/2011	11

Field Goals Attempted

Rk	Name vs. Opponent, Date	FGA
1	Jimmer Fredette vs. Florida, 03/24/2011	29
2	Jimmer Fredette vs. Florida, 03/18/2010	26
3	Michael Smith vs. New Orleans, 03/12/1987	25
	Jimmer Fredette vs. Wofford, 03/17/2011	25
	Joe Nelson vs. UCLA, 03/25/1950	25

Field Goal Percentage\*

Rk	Name, Year	FG	FGA	Pct
1	Doug Richards vs. Long Beach State, 03/11/1972	9	10	.900
2	Alan Taylor vs. Clemson, 03/08/1980	10	12	.833
3	Russell Larson vs. SMU, 03/18/1993	9	11	.818
4	Steve Kramer vs. Oklahoma City, 03/14/1965	8	11	.727
5	Noah Hartsock vs. Iona, 03/13/2012	10	14	.714

\*Minimum 10 Field Goal Attempts

3-Point Field Goals Made

Rk	Name vs. Opponent, Date	3FG
1	Jimmer Fredette vs. Gonzaga, 03/19/2011	7
2	Nick Sanderson vs. Kansas, 03/20/1993	6
	Chase Fischer vs. Ole Miss, 03/17/2015	6
4	Nick Sanderson vs. Louisiana State, 03/19/1992	5
	Mike Rose vs. Xavier, 03/15/2007	5
	Tyler Haws vs. Ole Miss, 03/17/2015	5
7	Michael Smith vs. Louisville, 03/19/1988	4
	Luiz Lemes vs. Syracuse, 03/18/2004	4

3-Point Field Goals Attempted

Rk	Name vs. Opponent, Date	3FGA
1	Nick Sanderson vs. Kansas, 03/20/1993	15
	Jimmer Fredette vs. Florida, 03/24/2011	15
3	Nick Sanderson vs. Louisiana State, 03/19/1992	13
4	Jimmer Fredette vs. Gonzaga, 03/19/2011	12
	Chase Fischer vs. Ole Miss, 03/17/2015	12
6	Mark Bigelow vs. Syracuse, 03/18/2004	10

3-Point Field Goal Percentage\*

Rk	Name, Year	3FG	3FGA	Pct
1	Mike Rose vs. Xavier, 03/15/2007	5	6	.833
2	Andy Toolson vs. Louisville, 03/19/1988	3	5	.600
	Mark Heslop vs. Louisiana State, 03/19/1992	3	5	.600
	Michael Loyd Jr. vs. Florida, 03/18/2010	3	5	.600
	Craig Cusick vs. Marquette, 03/15/2012	3	5	.600
6	Jimmer Fredette vs. Gonzaga, 03/19/2011	7	12	.583

\*Minimum 5 3-Point Field Goal Attempts

Free Throws Made

Rk	Name vs. Opponent, Date	FT
1	Bernie Fryer at Utah State, 03/13/1971	13
2	Eric Mika vs. Oregon, 03/20/2014	11
3	John Benson vs. Idaho State, 03/16/1957	10
	Kresimir Cosic at Utah State, 03/13/1971	10
	Jimmer Fredette vs. Kansas State, 03/20/2010	10
	Jimmer Fredette vs. Wofford, 03/17/2011	10

Free Throws Attempted

Rk	Name vs. Opponent, Date	FTA
1	Eric Mika vs. Oregon, 03/20/2014	16
2	Bernie Fryer at Utah State, 03/13/1971	15
3	Harry Anderson vs. Idaho State, 03/16/1957	13
4	John Benson vs. Idaho State, 03/16/1957	12
	John Fairchild vs. Oklahoma City, 03/14/1965	12
	Kresimir Cosic at Utah State, 03/13/1971	12
	Jimmer Fredette vs. Wofford, 03/17/2011	12

Free Throw Percentage\*

Rk	Name, Year	FT	FTA	Pct
1	Jimmer Fredette vs. Kansas State, 03/20/2010	10	11	.909
2	Danny Ainge vs. UCLA, 03/14/1981	9	10	.900
	Jim Usevitch vs. Louisville, 03/19/1988	9	10	.900
	Michael Loyd Jr. vs. Florida, 03/18/2010	9	10	.900

\*Minimum 10 Free Throw Attempts

Rebounds

Rk	Name vs. Opponent, Date	Reb
1	Kresimir Cosic vs. UCLA, 03/18/1971	23
2	John Fairchild vs. Oklahoma City, 03/14/1965	21
3	Michael Smith vs. New Orleans, 03/12/1987	15
	Kyle Collinsworth vs. Florida, 03/24/2011	15
	Brandon Davies vs. Iona, 03/13/2012	15

Offensive Rebounds

Rk	Name vs. Opponent, Date	OReb
1	Michael Smith vs. New Orleans, 03/12/1987	7
2	Greg Kite vs. UCLA, 03/14/1981	5
	Mark Heslop vs. Louisiana State, 03/19/1992	5
	Jake Shoff vs. Syracuse, 03/18/2004	5

Assists

Rk	Name vs. Opponent, Date	Asst
1	Kyle Collinsworth vs. Ole Miss, 03/17/2015	10
2	Luiz Lemes vs. Syracuse, 03/18/2004	9
3	Randy Reid vs. SMU, 03/18/1993	8
	Gary Trost vs. Kansas, 03/20/1993	8
	Craig Cusick vs. Iona, 03/13/2012	8

Minutes Played

Rk	Name vs. Opponent, Date	Min
1	Jimmer Fredette vs. Florida, 03/18/2010	46
2	Jimmer Fredette vs. Florida, 03/24/2011	44
3	Michael Smith vs. Charlotte, 03/17/1988	42
	Noah Hartsock vs. Florida, 03/24/2011	42

Blocks

Rk	Name vs. Opponent, Date	Blk
1	Shawn Bradley vs. Virginia, 03/14/1991	10
2	Greg Kite vs. UCLA, 03/14/1981	4
3	Devin Durrant at UAB, 03/15/1984	3

Steals

Rk	Name vs. Opponent, Date	Stl
1	Scott Sinek at UAB, 03/15/1984	5
	Robbie Reid vs. Tulane, 03/16/1995	5
3	Nathan Call vs. Louisiana State, 03/19/1992	4
	Jimmer Fredette vs. Texas A&M, 03/20/2009	4
	Michael Loyd Jr. vs. Florida, 03/18/2010	4
	Kyle Collinsworth vs. Wofford, 03/17/2011	4







NIT Individual Game Records

Points Scored

Table with 3 columns: Rk, Name vs. Opponent, Date, Pts. Lists top scorers like Tyler Haws vs. Washington (37) and Eric Mika vs. UT Arlington (29).

Field Goals Made

Table with 3 columns: Rk, Name vs. Opponent, Date, FG. Lists players like Tyler Haws vs. Washington (15) and Roland Minson vs. Saint Louis (13).

Field Goals Attempted

Table with 3 columns: Rk, Name vs. Opponent, Date, FGA. Lists players like Joe Richey vs. Niagara (31) and Tyler Haws vs. Washington (24).

Field Goal Percentage\*

Table with 4 columns: Rk, Name, Year, FG, FGA, Pct. Lists Russell Larson vs. Arizona State (.818) and Caleb Lohner vs. Long Beach State (.818).

\*Minimum 10 Field Goal Attempts

3-Point Field Goals Made

Table with 3 columns: Rk, Name vs. Opponent, Date, 3FG. Lists Chase Fischer vs. UAB (7) and Terrell Lyday vs. Bowling Green (5).

\*Nick Emery made four 3-pointers vs. UT Arlington (03/15/2017). His statistics from 2015-17 were vacated by the NCAA Committee on Infractions.

3-Point Field Goals Attempted

Table with 3 columns: Rk, Name vs. Opponent, Date, 3FGA. Lists Chase Fischer vs. UAB (16) and Matt Carlino vs. Baylor (14).

3-Point Field Goal Percentage\*

Table with 4 columns: Rk, Name, Year, 3FG, 3FGA, Pct. Lists Terrell Lyday vs. Bowling Green (.833) and Zac Seljaas vs. Creighton (.833).

\*Nick Emery shot .500 (3/6) from 3 vs. UAB (03/16/2016). His statistics from 2015-17 were vacated by the NCAA Committee on Infractions.

Free Throws Made

Table with 3 columns: Rk, Name vs. Opponent, Date, FT. Lists Eric Mika vs. UT Arlington (13) and Fred Roberts vs. Washington (12).

Free Throws Attempted

Table with 3 columns: Rk, Name vs. Opponent, Date, FTA. Lists Eric Mika vs. UT Arlington (16) and Kyle Collinsworth vs. Virginia Tech (13).

Free Throw Percentage\*

Table with 4 columns: Rk, Name, Year, FT, FTA, Pct. Lists Fred Roberts vs. Washington (1.000) and Brandon Davies vs. Mercer (.909).

\*Minimum 10 Free Throw Attempts

Rebounds

Table with 3 columns: Rk, Name vs. Opponent, Date, Reb. Lists Craig Raymond vs. NYU (18) and Steve Kramer vs. NYU (16).

Offensive Rebounds

Table with 3 columns: Rk, Name vs. Opponent, Date, OReb. Lists Nate Austin vs. Baylor (7) and Nate Austin vs. Mercer (5).

Assists

Table with 3 columns: Rk, Name vs. Opponent, Date, Ast. Lists Matt Montague vs. UC Irvine (12) and Kyle Collinsworth vs. UAB (12).

Minutes Played

Table with 3 columns: Rk, Name vs. Opponent, Date, Min. Lists Steve Trumbo vs. Washington (40) and Bob Capener vs. SMU (40).

Blocks

Table with 3 columns: Rk, Name vs. Opponent, Date, Blk. Lists Greg Kite vs. Washington (4) and Trent Plaisted at Houston (4).

Steals

Table with 3 columns: Rk, Name vs. Opponent, Date, Stl. Lists Richie Webb vs. SMU (5) and Kyle Collinsworth vs. Valparaiso (5).

\*Nick Emery had 4 steals vs. Valparaiso (03/29/2016). His statistics from 2015-17 were vacated by the NCAA Committee on Infractions.









ALL-TIME PLAYER CAREER STATISTICS

@BYUMB

Table with columns: Name, Yrs, G, Min, FG, FGA, Pct, 3FG, FGA, Pct, FT, FTA, Pct, Off, Def, Reb, Avg, PF, A, TO, Blk, Stl, Pts, PPG. Lists player career statistics for various years.





All-Time 100-Point Games

100-Point Games (Ordered by score)

Table with columns: Date, Opponent, HAN, W/L, Score. Lists 100-point games ordered by score from highest to lowest.

Table with columns: Date, Opponent, HAN, W/L, Score. Lists 100-point games ordered by date from earliest to latest.

100-Point Games (Ordered by date)

Table with columns: Date, Opponent, HAN, W/L, Score. Lists 100-point games ordered by date from earliest to latest.

Table with columns: Date, Opponent, HAN, W/L, Score. Lists 100-point games ordered by date from earliest to latest.

\*Wins vacated by the NCAA

BYU in 100-Point Games

Table with columns: Record type, Value. Lists various records including 100-point game record, home record, away record, etc.

\*On-The-Court Record/Official Adjusted Record

Record vs. Opponent in 100-Point Games

Table with columns: Opponent, Record. Lists the number of 100-point games won against each opponent.

\*On-The-Court Record/Official Adjusted Record





All-Time Overtime Games

Date	Season	HAN	W/L	Score
12/11/54	Washington	H	W	69-64
01/01/55	Murray State	A	L	85-86
02/11/55	Utah	H	W	76-74
12/05/58	Oregon	A	L	75-79
12/29/58	Seton Hall	N	L	80-82
02/26/59	Utah	H	L	74-76
01/02/60	Loyola (La.)	A	L	84-84
12/02/60	Washington	A	W	65-63
12/15/62	Wichita State	H	L	89-91
12/11/69	New Mexico State	H	L	78-80
12/20/69	Texas (2)	A	L	73-76
12/29/69	Georgia (2)	N	W	89-82
12/29/70	Villanova	N	W	102-93
02/20/71	Colorado State (2)	A	W	98-92
02/05/72	UTEP (2)	H	W	57-53
03/11/72	Long Beach State	N	L	90-95
01/05/73	Colorado State	H	L	86-93
02/02/74	Wyoming	A	W	78-75
02/28/75	New Mexico	H	L	72-77
12/29/75	Texas	N	W	91-86
02/14/76	Arizona	H	W	79-74
12/04/76	Utah State	A	L	93-95
01/20/77	Arizona State	A	L	84-86
01/07/78	Utah State (2)	H	W	85-84
01/28/78	UTEP	A	W	78-76
01/27/79	Wyoming	A	L	69-71
12/15/79	La Salle (3)	H	W	108-106
01/03/81	UNLV	A	W	92-90
02/26/81	Wyoming (2)	A	L	84-86
12/10/82	Long Beach State	H	L	77-81
01/06/83	Weber State (2)	A	L	81-84
03/05/83	Utah (3)	H	L	62-64
01/07/84	Weber State	H	W	86-81
01/14/84	Utah (2)	H	W	113-105
02/14/84	Hawaii (2)	H	W	87-85
02/16/84	San Diego State	H	W	94-92
12/11/84	Utah State	A	L	91-92
01/14/85	Hawaii	A	W	88-78
02/09/85	UTEP (3)	A	L	86-97
03/02/85	Utah (3)	H	L	85-86
12/28/85	Weber State	H	W	88-86
01/02/86	UTEP	A	L	64-69
01/13/86	Notre Dame	H	W	80-76
01/02/87	Colorado State	H	W	75-67
01/06/87	Missouri State	H	L	61-62
02/07/87	UTEP	H	L	91-93
03/05/87	Air Force	N	W	82-79
12/19/87	Utah State	H	W	121-112
02/18/88	San Diego State	A	L	80-82
03/05/88	UTEP (2)	H	L	80-83
03/17/88	Charlotte	N	W	98-92
01/19/89	Air Force	A	W	89-88
01/11/90	UTEP	H	W	69-67
03/08/90	Utah	N	L	61-62
03/02/91	Utah	H	L	71-72
03/08/91	Hawaii	N	W	73-71
03/09/91	Utah	N	W	51-49
01/25/92	Colorado State	A	W	74-79
02/22/92	New Mexico	A	L	84-95
12/08/92	Weber State	A	L	77-83
12/22/92	Memphis	N	W	73-67
01/23/93	Hawaii	H	W	84-80
01/20/94	San Diego State	A	W	83-82
02/05/94	Colorado State	A	W	72-70
03/03/94	New Mexico	H	L	82-84
12/06/94	Mississippi State	H	W	74-68
01/26/95	UTEP	H	W	95-89
02/02/95	UTEP	A	L	85-88
12/31/96	San Diego State	H	L	86-89
02/28/98	UTEP (3)	A	W	76-75
11/28/98	Arizona	H	L	74-78
02/20/99	San Jose State	A	L	74-76
12/23/99	Florida International	A	W	83-75
12/01/01	Utah State	A	L	81-90
01/05/02	Pepperdine	A	L	79-82
03/02/02	Colorado State	A	L	75-79
03/14/03	Colorado State	N	L	80-86
02/09/04	San Diego State	H	W	83-69
02/05/05	UNLV	A	W	82-72
01/25/06	TCU	H	W	89-80
11/18/06	Idaho State	H	W	84-78
12/02/06	Weber State	A	W	73-69
12/13/06	Lamar	A	L	77-86
02/26/08	New Mexico	A	W	70-69
01/27/09	Utah	A	L	88-94
03/18/10	Florida (2)	N	W	99-92
11/26/10	South Florida (2)	H	W	77-75
03/24/11	Florida	N	L	74-83
12/21/13	Oregon	A	L	96-100
01/23/14	Portland (3)	A	L	110-114
03/10/14	San Francisco	N	W	79-77
11/24/14	San Diego State (2)	N	L	87-92
11/26/14	Purdue	N	L	85-87
12/23/14	UMass	H	W	77-71
12/22/15	Harvard	N	L	82-85
12/30/17	Saint Mary's	H	L	64-74

Date	Season	HAN	W/L	Score
02/10/18	San Francisco	H	W	75-73
02/15/18	Pepperdine	A	W	75-70
11/28/18	Illinois State	A	L	89-92
12/15/18	UNLV	N	L	90-92
02/14/19	San Diego	A	W	88-82
11/20/19	Boise State	A	L	68-72
12/04/19	Utah	A	L	95-102
01/09/20	Saint Mary's	A	L	84-87
01/30/21	Pacific (2)	H	W	95-87
03/08/21	Pepperdine	N	W	82-77
12/01/21	Utah Valley	A	L	65-72
2/10/22	Loyola Marymount	A	W	83-82

BYU in Overtime Games

BYU overtime record	54-54
Home overtime game record	25-16
Away overtime game record	18-29
Neutral overtime game record	11-9
Consecutive overtime wins	5 (2/9/04 - 12/2/06)
Single overtime games	88, 43-45
Double overtime games	14, 9-5
Triple overtime games	6, 2-4
Most frequent overtime opponent	UTEP, 11 times (last 1998)
Most overtime games in a season	4, 1984-85 4, 1986-87 4, 1987-88
Most overtime periods in a season	8, 1984-85

Record vs. Opponent in Overtime Games

Air Force	2-0
Arizona	1-1
Arizona State	0-1
Boise State	0-1
Charlotte	1-0
Colorado State	4-3
Florida	1-1
Florida International	1-0
Georgia	1-0
Harvard	0-1
Hawaii	4-0
Idaho State	1-0
Illinois State	0-1
La Salle	1-0
Lamar	0-1
Long Beach State	0-2
Loyola (La.)	0-1
Loyola Marymount	1-0
Memphis	1-0
Mississippi State	1-0
Missouri State	0-1
Murray State	0-1
New Mexico	1-3
New Mexico State	0-1
Notre Dame	1-0
Oregon	0-2
Pacific	1-0
Pepperdine	2-1
Portland	0-1
Purdue	0-1
Saint Mary's	0-2
San Diego	1-0
San Diego State	3-3
San Francisco	2-0
San Jose State	0-1
Seton Hall	0-1
South Florida	1-0
TCU	1-0
Texas	1-1
UMass	1-0
UNLV	2-1
Utah	3-6
Utah State	2-3
Utah Valley	0-1
UTEP	5-6
Villanova	1-0
Washington	2-0
Weber State	3-2
Wichita State	0-1
Wyoming	1-2
<b>Total</b>	<b>54-24</b>



# COACHING RECORDS

@BYUMB

## Coaching Records

### Most Victories

Rk	Name, Years	Seasons	W-L
1	Stan Watts, 1950-72	23	371-254
2	Dave Rose, 2005-19	14	348-135/301/133*
3	Roger Reid, 1989-97	8	152-77
4	G. Ott Romney, 1928-35	7	139-71
5	Steve Cleveland, 1999-05	8	138-108
6	Frank Arnold, 1975-83	8	137-94
7	Ladell Andersen, 1983-89	6	114-71
8	Floyd Millet, 1941-49	8	104-77
9	Mark Pope, 2019-	3	68-26

### Highest Winning Percentage\*

Rk	Name, Years	Seasons	W-L	Pct.
1	Mark Pope	3	68-26	.723
2	Dave Rose, 2005-19	14	348-135/301/133*	.720/.694*
2	Alvin Twitchell, 1920-25	5	50-20	.714
3	Roger Reid, 1989-97	8	152-77	.664
4	G. Ott Romney, 1928-35	7	139-71	.662
5	E.L. Roberts, 1911-20, 26-28	12	87-49	.640
6	Ladell Andersen, 1983-89	6	114-71	.616
7	Edwin R. Kimball, 1935-36, 38-41	4	59-38	.608

\*Minimum 50 Games Coached

### Most Seasons at BYU

Rk	Name, Years	Seasons
1	Stan Watts, 1950-72	23
2	Dave Rose, 2005-19	14
3	E.L. Roberts, 1911-20, 26-28	12
4	Floyd Millet, 1941-49	8
	Frank Arnold, 1975-83	8
	Roger Reid, 1989-97	8
	Steve Cleveland, 1999-05	8

### BYU Head Coaches

Coach	Years	Seasons	Games	Overall W/L	Conference W/L	Home W/L	Away W/L	Neutral W/L	NCAA W/L	NIT W/L	20-wins	25-wins	Conf Titles
W.A. Colton	1902-05	3	27	16-11 (.593)	0-0 (.000)	8-6 (.571)	8-5 (.615)	0-0 (.000)	0-0 (.000)	0-0 (.000)	0	0	0
C.T. Teetzel	1905-08	3	28	22-6 (.786)	0-0 (.000)	14-3 (.824)	8-2 (.800)	0-1 (.000)	0-0 (.000)	0-0 (.000)	0	0	0
Fred Bennion	1908-10	2	22	16-6 (.727)	0-0 (.000)	9-3 (.750)	7-3 (.700)	0-0 (.000)	0-0 (.000)	0-0 (.000)	0	0	0
Henry Rose	1910-11	1	8	8-0 (1.000)	0-0 (.000)	5-0 (1.000)	3-0 (1.000)	0-0 (.000)	0-0 (.000)	0-0 (.000)	0	0	0
E.L. Roberts	1911-20, 26-28	12	137	88-49 (.642)	13-31 (.295)	58-24 (.707)	27-24 (.529)	3-1 (.750)	0-0 (.000)	0-0 (.000)	0	0	0
Alvin Twitchell	1920-25	5	70	50-20 (.714)	22-10 (.688)	38-8 (.826)	12-12 (.500)	0-0 (.000)	0-0 (.000)	0-0 (.000)	0	0	3
G. Ott Romney	1928-35	7	210	139-71 (.662)	51-33 (.607)	74-23 (.763)	62-45 (.579)	3-3 (.500)	0-0 (.000)	0-0 (.000)	5	0	3
Edwin R. Kimball	1935-36, 38-41	4	97	59-38 (.608)	23-25 (.479)	35-11 (.761)	22-24 (.478)	2-3 (.400)	0-0 (.000)	0-0 (.000)	0	0	0
Fred "Buck" Dixon	1938-38	2	48	25-23 (.521)	9-15 (.375)	15-9 (.625)	9-13 (.409)	1-1 (.500)	0-0 (.000)	0-0 (.000)	0	0	0
Floyd Millet	1941-49	8	181	104-77 (.575)	45-29 (.608)	50-16 (.758)	43-51 (.457)	11-10 (.524)	0-0 (.000)	0-0 (.000)	1	0	2
Stan Watts	1950-72	23	625	371-254 (.594)	194-112 (.634)	225-53 (.809)	109-172 (.388)	37-29 (.561)	4-10 (.286)	6-2 (.750)	6	1	8
Glenn Potter	1972-75	3	78	42-36 (.538)	20-22 (.476)	26-13 (.667)	11-21 (.344)	5-2 (.714)	0-0 (.000)	0-0 (.000)	0	0	0
Frank Arnold	1975-83	8	231	137-94 (.593)	71-45 (.612)	81-28 (.743)	46-57 (.447)	10-9 (.526)	3-3 (.500)	0-1 (.000)	3	0	3
Ladell Andersen	1983-89	6	185	114-71 (.616)	64-32 (.667)	71-21 (.772)	35-40 (.467)	8-10 (.444)	2-3 (.400)	2-1 (.667)	3	1	1
Roger Reid	1989-97	8	230	152-77 (.664)	83-37 (.692)	93-18 (.838)	41-41 (.500)	18-18 (.500)	2-5 (.286)	1-1 (.500)	6	2	3
Tony Ingle	1996-97	1	19	0-19 (.000)	0-16 (.000)	0-9 (.000)	0-10 (.000)	0-0 (.000)	0-0 (.000)	0-0 (.000)	0	0	0
Steve Cleveland	1999-05	8	246	138-108 (.561)	58-54 (.518)	90-26 (.776)	30-66 (.313)	18-16 (.529)	0-3 (.000)	3-2 (.600)	4	0	2
Dave Rose	2005-19*	14	483	348-135 (.720)	173-61 (.739)	200-27 (.881)	99-70 (.586)	49-38 (.563)	4-8 (.333)	6-5 (.545)	13	8	4
	2005-19**	14	434	301-133 (.694)	148-61 (.708)	170-27 (.863)	88-70 (.557)	43-38 (.531)	4-8 (.333)	3-3 (.500)	11	7	4
Mark Pope	2019-22	3	94	68-26 (.723)	32-12 (.727)	39-6 (.867)	20-13 (.606)	10-7 (.588)	0-1 (.000)	2-1 (.667)	3	0	0

\*On-The-Court Record

\*\*Official Adjusted Record

### Most Games Coached at BYU

Rk	Name, Years	Seasons	Games
1	Stan Watts, 1950-72	23	625
2	Dave Rose, 2005-19	14	483
3	Steve Cleveland, 1999-05	8	246
4	Frank Arnold, 1975-83	8	231
5	Roger Reid, 1989-97	8	230
6	G. Ott Romney, 1928-35	7	210

### Most Conference Victories

Rk	Name, Years	Seasons	W-L
1	Stan Watts, 1950-72	23	194-112
2	Dave Rose, 2005-19	14	173-61/148-61*
3	Roger Reid, 1989-97	8	83-37
4	Frank Arnold, 1975-83	8	71-45
5	Ladell Andersen, 1983-89	6	64-32

### Highest Conference Winning Percentage\*

Rk	Name, Years	Seasons	W-L	Pct.
1	Dave Rose, 2005-19	14	173-61/148-61*	.739/.708
2	Roger Reid, 1989-97	8	83-37	.692
3	Alvin Twitchell, 1920-25	5	22-10	.688
4	Ladell Andersen, 1983-89	6	64-32	.667
5	Stan Watts, 1950-72	23	194-112	.634

\*Minimum 30 Games Coached

### Most 20-Win Seasons

Rk	Name, Years	Seasons	#
1	Dave Rose, 2005-19	14	13/11*
2	Stan Watts, 1950-72	23	6
	Roger Reid, 1989-97	8	6
4	G. Ott Romney, 1928-35	7	5
5	Steve Cleveland, 1999-05	8	4

### Most Conference Titles

Rk	Name, Years	Seasons	#
1	Stan Watts, 1950-72	23	8
2	Dave Rose, 2005-19	14	4
3	Alvin Twitchell, 1920-25	5	3
	G. Ott Romney, 1928-35	7	3
	Frank Arnold, 1975-83	8	3
	Roger Reid, 1989-97	8	3

\*On-The-Court Record/Official Adjusted Record after wins from 2015-17 were vacated by the NCAA



Off the Bench Records (Includes 1960-61, 62-present)

Points Scored

Rk	Name vs. Opponent, Date	Pts
1	Kari Liimo (Sr.) vs. Saint Francis, 02/01/1969	34
	Michael Smith (So.) vs. Pittsburgh, 12/23/1986	34
3	Kari Liimo (Sr.) vs. Arizona, 02/15/1969	31
4	Bob Quinney (Sr.) vs. Creighton, 12/28/1964	30
	Matt Carlino (Jr.) vs. Portland, 02/22/2014	30
6	Jim Eakins (Jr.) vs. Loyola, 12/20/1966	29
	Paul Ruffner (Sr.) vs. UTEP, 01/31/1970	29
	Russell Larson (Fr.) vs. Utah State, 12/13/1991	29
9	Matt Carlino (Jr.) at Pacific, 02/13/2014	28
10	Kari Liimo (Sr.) vs. Wyoming, 03/05/1969	27
	Mike Rose (Sr.) vs. UNLV, 02/03/2007	27
12	Craig Raymond (Sr.) vs. St. Bonaventure, 12/27/1966	26
	Michael Smith (So.) at Santa Clara, 12/30/1986	26
	Mike Rose (Fr.) vs. Southern Utah, 11/21/2003	26
	Mike Rose (So.) vs. Santa Clara, 12/31/2004	26
	Michael Lloyd Jr. (So.) vs. Florida, 03/18/2010	26
	Yoeli Childs (So.) vs. Pacific, 01/27/2018	26
18	Jonathan Tavernari (So.) vs. Colorado State, 01/12/2008	25
	Matt Carlino (Jr.) at Portland, 01/23/2014	25
	Anson Winder (Sr.) vs. UMass, 12/23/2014	25
	Zac Seljaas (Fr.) vs. Central Michigan, 12/18/2015	25

Field Goals Made

Rk	Name vs. Opponent, Date	FG
1	Kari Liimo (Sr.) vs. Arizona, 02/15/1969	14
2	Kari Liimo (Sr.) vs. Saint Francis, 02/01/1969	13
3	Bob Quinney (Sr.) vs. Creighton, 12/28/1964	12
	Michael Smith (So.) vs. Pittsburgh, 12/23/1986	12
5	Paul Ruffner (Sr.) vs. UTEP, 01/31/1970	11
	Matt Carlino (Jr.) vs. Portland, 02/22/2014	11
7	Craig Raymond (Sr.) vs. St. Bonaventure, 12/27/1966	10
	Marty Lythgoe (So.) at St. John's, 12/30/1966	10
	Matt Carlino (Jr.) at Portland, 01/23/2014	10
	Yoeli Childs (So.) vs. Pacific, 01/27/2018	10

Field Goals Attempted

Rk	Name vs. Opponent, Date	FGA
1	Kari Liimo (Sr.) vs. Saint Francis, 02/01/1969	23
	Matt Carlino (Jr.) at Portland, 01/23/2014	23
3	Kari Liimo (Sr.) vs. Arizona State, 02/13/1969	21
	Alan Taylor (Fr.) at Arizona, 01/22/1977	21
5	Kari Liimo (Sr.) at Arizona State, 01/25/1969	19
	Paul Ruffner (Sr.) vs. UTEP, 01/31/1970	19

Field Goal Percentage\*

Rk	Name, Year	FG	FGA	Pct
1	Jared Jensen (Sr.) at New Mexico, 02/19/2005	9	10	.900
2	Neil Roberts (So.) vs. Santa Clara, 12/18/1964	8	10	.800
	Gary Trost (So.) vs. San Diego State, 02/07/1991	8	10	.800
	Russell Larson (Fr.) at Utah State, 11/26/1991	8	10	.800
	Jimmy Balderson (Fr.) vs. Fort Lewis, 12/12/2001	8	10	.800
6	Kari Liimo (Sr.) vs. Arizona, 02/15/1969	14	18	.778
7	Jarkko Ahlbom (Jr.) at San Diego State, 12/13/1991	9	12	.750
	Jonathan Tavernari (Sr.) at TCU, 03/06/2010	9	12	.750
9	Jim Eakins (Sr.) at Wyoming, 01/18/1968	8	11	.727
	Russell Larson (Fr.) vs. Utah State, 12/13/1991	8	11	.727
	Keena Young (Jr.) at Air Force, 01/05/2006	8	11	.727
	James Anderson (Fr.) vs. Colorado State, 02/11/2009	11	12	.727
	Charles Abouo (So.) at TCU, 03/06/2010	8	11	.727
	Zac Seljaas (Sr.) vs. Portland, 01/11/2020	8	11	.727

\*Minimum 10 Field Goal Attempts

3-Point Field Goals Made

Rk	Name vs. Opponent, Date	3FG
1	Mike Rose (Fr.) vs. Southern Utah, 11/21/2003	8
	Mike Rose (Sr.) vs. UNLV, 02/03/2007	8
	Matt Carlino (Jr.) vs. Portland, 02/22/2014	8
4	Danny Bower (Jr.) vs. Ohio State, 12/30/1997	7
	Zac Seljaas (Fr.) vs. Central Michigan, 12/18/2015	7
6	Brian Hamilton (Jr.) vs. Oregon, 11/21/1997	6
	Mike Rose (So.) vs. Boise State, 12/08/2004	6
	Jonathan Tavernari (Fr.) vs. TCU, 01/10/2007	6
	Jackson Emery (Sr.) vs. UTEP, 12/23/2010	6
	Anson Winder (Fr.) vs. Buffalo, 12/20/2011	6
	Matt Carlino (Jr.) at Pacific, 02/13/2014	6
	Zac Seljaas (Fr.) vs. San Francisco, 01/09/2016	6

3-Point Field Goals Attempted

Rk	Name vs. Opponent, Date	3FGA
1	Danny Bower (Jr.) vs. Ohio State, 12/30/1997	14
2	Nick Sanderson (Jr.) vs. Louisiana State, 03/19/1992	13
	Danny Bower (Jr.) at UNLV, 01/22/1998	13
	Mike Rose (Fr.) vs. Southern Utah, 11/21/2003	13
	Matt Carlino (Jr.) vs. Portland, 02/22/2014	13
6	Mark Heslop (Jr.) vs. Wyoming, 01/26/1991	11
	Matt Carlino (Jr.) at Pacific, 02/13/2014	11

3-Point Field Goal Percentage\*

Rk	Name, Year	3FG	3FGA	Pct
1	Nick Emery (Jr.) vs. Loyola Marymount, 02/02/2019	5	5	1.000
	Zac Seljaas (Sr.) vs. Portland, 01/11/2020	5	5	1.000
3	Jonathan Tavernari (Fr.) vs. TCU, 01/10/2007	6	7	.857
	Anson Winder (Fr.) vs. Buffalo, 12/20/2011	6	7	.857
5	Nick Sanderson (Jr.) vs. McNeese State, 12/19/1991	5	6	.833
	Mike Rose (Sr.) vs. Xavier, 03/15/2007	5	6	.833
7	Nick Sanderson (Jr.) at James Madison, 12/07/1991	4	5	.800
	Todd Christensen (Jr.) at Florida Int'l, 12/23/1999	4	5	.800
	Mike Rose (Fr.) vs. Western Oregon, 12/10/2003	4	5	.800
	Mike Rose (Sr.) vs. UNLV, 02/03/2007	8	10	.800
	Jimmer Fredette (Fr.) vs. Hartford, 11/20/2007	4	5	.800
	Skyler Halford (Sr.) at Portland, 02/26/2015	4	5	.800

\*Minimum 5 3-Point Field Goal Attempts

Free Throws Made

Rk	Name vs. Opponent, Date	FT
1	Steve Schreiner (Sr.) vs. Tulsa, 12/22/1990	13
	Russell Larson (Fr.) vs. Utah State, 12/13/1991	13
	Elijah Bryant (Jr.) vs. Niagara, 11/21/2017	13
4	Michael Smith (So.) at Santa Clara, 12/30/1986	12
5	Jim Eakins (Jr.) vs. Loyola, 12/20/1966	11
	Kari Liimo (So.) at Arizona State, 01/14/1967	11
	Stephen Rogers (So.) vs. Fresno Pacific, 01/01/2011	11
8	Gary Dahlman (So.) at La Salle, 12/26/1962	10
	Tom Gneiting (Jr.) vs. Weber State, 12/28/1985	10

Free Throws Attempted

Rk	Name vs. Opponent, Date	FTA
1	Russell Larson (Fr.) vs. Utah State, 12/13/1991	15
2	Jim Eakins (Jr.) vs. Loyola, 12/20/1966	14
	Steve Schreiner (Sr.) vs. Tulsa, 12/22/1990	14
	Elijah Bryant (Jr.) vs. Niagara, 11/21/2017	14
5	Kari Liimo (Sr.) vs. Wyoming, 03/05/1969	13
	Robbie Reid (Fr.) at Air Force, 02/17/1994	13

Free Throws Made, No Misses

Rk	Name vs. Opponent, Date	FT
1	Michael Smith (So.) at Santa Clara, 12/30/1986	12
2	Kari Liimo (So.) at Arizona State, 01/14/1967	11
	Stephen Rogers (So.) vs. Fresno Pacific, 01/01/2011	11
4	Gary Trost (So.) vs. Hawaii, 03/08/1991	9
	Brian Dignan (Jr.) vs. Weber State, 12/12/1997	9

Rebounds

Rk	Name vs. Opponent, Date	Reb
1	Kari Liimo (Sr.) vs. Saint Francis, 02/01/1969	19
2	Jim Eakins (Jr.) vs. Wyoming, 01/20/1967	17
	Jim Eakins (Sr.) vs. Arizona, 01/12/1968	17
	Brett Applegate (Jr.) vs. San Diego State, 01/14/1983	17
5	Jim Eakins (So.) vs. St. Bonaventure, 12/29/1965	16
	Jim Eakins (Jr.) vs. Loyola, 12/20/1966	16
7	Jared Miller (Sr.) at Wyoming, 01/30/1993	15
	Yoeli Childs (Fr.) vs. Coppin State, 11/17/2016	15
	Fousseyni Traore (Fr.) vs. Vanderbilt, 12/23/2021	15

Offensive Rebounds

Rk	Name vs. Opponent, Date	OReb
1	Jared Miller (Sr.) vs. New Mexico, 03/12/1993	9
2	Russell Larson (Fr.) at Utah State, 11/26/1991	7
3	Steve Schreiner (Sr.) vs. Tulsa, 12/22/1990	6
	Gary Trost (So.) vs. San Diego State, 02/07/1991	6
	Jared Miller (Sr.) at Fresno State, 01/14/1993	6
	Jarkko Ahlbom (Jr.) at San Diego State, 11/14/1997	6
	Bret Jepsen (So.) at UTEP, 02/28/1998	6
	Silester Rivers (Sr.) at Denver, 12/04/1999	6
	Gavin MacGregor (Sr.) at New Mexico, 01/17/2009	6
	Nate Austin (Fr.) vs. Pepperdine, 02/11/2012	6
	Nate Austin (So.) vs. Florida State, 11/16/2012	6
	Dalton Nixon (So.) vs. Mississippi Valley State, 11/11/2017	6

Assists

Rk	Name vs. Opponent, Date	Ast
1	Scott Sinek (Sr.) vs. Utah State, 12/26/1981	13
2	Shawn Opunui (Fr.) vs. Fort Lewis, 12/12/2001	10
	Terry Nashif (So.) at USC, 12/04/2004	10
	Mike Maxwell (Jr.) at Wyoming, 01/09/1982	10
	Brian Dignan (Sr.) vs. Weber State, 12/12/1997	10
	Matt Montague (Sr.) vs. Southern Illinois, 03/20/2000	10

Minutes Played

Rk	Name vs. Opponent, Date	Min
1	Matt Carlino (Jr.) at Portland, 01/23/2014	44
2	Bret Jepsen (So.) at UTEP, 02/28/1998	43
3	Scott Runia (Jr.) at Rhode Island, 12/14/1978	40
4	Gary Trost (So.) vs. Utah, 03/09/1991	38

Blocks

Rk	Name vs. Opponent, Date	Blk
1	James Anderson (Fr.) vs. Boise State, 12/10/2008	5
	James Anderson (Jr.) vs. San Diego State, 01/26/2011	5
	Russell Larson (So.) at Utah State, 12/04/1992	5
4	Greg Kite (Fr.) at Colorado State, 02/21/1980	4
	Greg Kite (Jr.) vs. Utah, 01/15/1982	4
	Greg Kite (Sr.) at UTEP, 02/26/1983	4
	Jim Usevitch (So.) vs. San Diego State, 02/16/1984	4
	Russell Larson (Fr.) vs. Wyoming, 01/16/1992	4
	Russell Larson (So.) at Weber State, 12/08/1992	4
	John Hawkins (Jr.) vs. Denver, 12/01/1998	4
	Chris Miles (Fr.) vs. Colorado State, 02/14/2005	4
	Vuk Ivanovic (Jr.) vs. Seton Hall, 12/30/2006	4
	Gavin Baxter (Fr.) vs. Northwestern State, 11/13/2018	4

Steals

Rk	Name vs. Opponent, Date	Stl
1	Matt Carlino (Jr.) at Portland, 01/23/2014	7
2	Marty Perry (Jr.) vs. Oregon, 12/21/1983	6
	Jackson Emery (Sr.) vs. UTEP, 12/23/2010	6
4	Rashaun Broadus (Jr.) vs. TCU, 01/25/2006	5
	Anson Winder (Sr.) at Portland, 02/26/2015	5



BYU Debut Records

Points Scored

Table with 3 columns: Rk, Name vs. Opponent, Date, Pts. Lists top 11 players by points scored.

Field Goals Made

Table with 3 columns: Rk, Name vs. Opponent, Date, FG. Lists top 11 players by field goals made.

Field Goals Attempted

Table with 4 columns: Rk, Name vs. Opponent, Date, FGA. Lists top 14 players by field goals attempted.

Field Goal Percentage\*

Table with 4 columns: Rk, Name, Year, FG, FGA, Pct. Lists top 10 players by field goal percentage.

\*Minimum 5 Field Goals Made

3-Point Field Goals Made

Table with 3 columns: Rk, Name vs. Opponent, Date, 3FG. Lists top 11 players by 3-point field goals made.

3-Point Field Goals Attempted

Table with 3 columns: Rk, Name vs. Opponent, Date, 3FGA. Lists top 6 players by 3-point field goals attempted.

3-Point Field Goal Percentage\*

Table with 4 columns: Rk, Name, Year, 3FG, 3FGA, Pct. Lists top 7 players by 3-point field goal percentage.

\*Minimum 2 3-Point Field Goals Made

Free Throws Made

Table with 3 columns: Rk, Name vs. Opponent, Date, FT. Lists top 11 players by free throws made.

Free Throws Attempted

Table with 3 columns: Rk, Name vs. Opponent, Date, FTA. Lists top 11 players by free throws attempted.

Free Throws Made, No Misses

Table with 3 columns: Rk, Name vs. Opponent, Date, FT. Lists top 11 players by free throws made with no misses.

Rebounds

Table with 3 columns: Rk, Name vs. Opponent, Date, Reb. Lists top 11 players by rebounds.

Offensive Rebounds

Table with 3 columns: Rk, Name vs. Opponent, Date, OReb. Lists top 5 players by offensive rebounds.

Assists

Table with 3 columns: Rk, Name vs. Opponent, Date, Ast. Lists top 7 players by assists.

Minutes Played

Table with 3 columns: Rk, Name vs. Opponent, Date, Min. Lists top 5 players by minutes played.

Blocks

Table with 3 columns: Rk, Name vs. Opponent, Date, Blk. Lists top 5 players by blocks.

Steals

Table with 3 columns: Rk, Name vs. Opponent, Date, Stl. Lists top 11 players by steals.



Year-By-Year Attendance

Marriott Center Year-By-Year

Season	Total Games	W	L	Total Attendance	Average Attendance	National Rank
2021-22	17	14	3	235,540	13,855	15
2020-21	13	11	2	--	--	--
2019-20	15	14	1	189,392	12,626	25
2018-19	16	13	3	191,322	11,958	29
2017-18	16	13	3	227,692	14,231	18
2016-17	18	14/0*	4	260,569	14,476	14
2015-16	18	16/0*	2	264,588	14,699	14
2014-15	16	13	3	258,002	16,125	9
2013-14	15	14	1	238,131	15,875	11
2012-13	18	15	3	287,750	15,986	13
2011-12	16	13	3	246,777	15,424	12
2010-11	14	13	1	261,989	18,714	6
2009-10	16	15	1	224,460	14,029	17
2008-09	16	14	2	214,134	13,383	24
2007-08	16	16	0	216,295	13,518	21
2006-07	17	17	0	205,243	12,073	30
2005-06	15	14	1	166,037	11,069	30
2004-05	14	6	8	148,860	10,633	34
2003-04	13	13	0	198,906	15,300	11
2002-03	14	13	1	202,556	14,468	17
2001-02	16	16	0	213,952	13,372	21
2000-01	15	15	0	235,575	15,705	11
1999-00	16	14	2	247,120	15,445	13
1998-99	14	9	5	194,810	13,915	20
1997-98	14	4	10	170,901	12,207	26
1996-97	14	1	13	236,523	16,895	7
1995-96	15	11	4	269,730	17,961	6
1994-95	14	14	0	263,730	18,838	5
1993-94	16	14	2	301,995	18,875	6
1992-93	14	13	1	286,596	20,471	3
1991-92	15	14	1	264,869	17,658	5
1990-91	16	10	6	279,660	17,479	6
1989-90	15	15	0	286,779	19,119	5
1988-89	15	10	5	272,235	18,149	6
1987-88	18	16	2	363,602	20,200	5
1986-87	14	10	4	265,140	18,939	4
1985-86	16	12	4	265,158	16,572	5
1984-85	14	9	5	213,628	15,259	7
1983-84	15	14	1	321,714	21,448	3
1982-83	15	9	6	304,137	20,276	3
1981-82	16	11	5	339,586	21,224	2
1980-81	13	13	0	292,580	22,505	2
1979-80	14	12	2	300,713	21,479	2
1978-79	14	14	0	277,020	19,787	2
1977-78	13	9	4	223,216	17,171	3
1976-77	12	6	6	174,588	14,632	4
1975-76	12	7	5	168,136	14,011	3
1974-75	15	9	6	185,940	12,396	9
1973-74	10	6	4	162,510	16,251	1
1972-73	14	11	3	263,523	18,283	1
1971-72	12	12	0	261,815	21,818	1
<b>Totals</b>	<b>729</b>	<b>586/556*</b>	<b>143/142*</b>	<b>11,910,184</b>	<b>16,338</b>	

\*On-The-Court Record/Official Adjusted Record

Marriott Center Top Crowds

Rk	Opponent, Date	Result, Score	Attendance
1	Utah, 03/07/1981	W, 95-76	23,106
2	Wake Forest, 01/03/2009	L, 87-94	23,096
3	Utah, 01/12/1980	W, 89-72	23,084
4	Illinois, 11/30/1979	L, 76-86	23,042
5	Utah State, 12/27/1980	W, 104-89	23,037
6	Air Force, 01/18/1992	W, 66-45	23,025
7	UCLA, 11/26/1982	L, 82-85	23,023
8	Utah, 02/17/1979	W, 76-50	23,006
9	New Mexico, 02/25/1978	L, 66-71	22,998
10	Utah, 02/03/1973	W, 89-73	22,987
11	Colorado State, 02/26/1972	W, 105-85	22,985
12	Wyoming, 01/24/1981	W, 84-70	22,983
13	La Salle, 12/29/1987	W, 95-82	22,977
14	Colorado State, 02/24/1979	W, 66-61	22,953
15	UTEP, 02/05/1972	W, 57-53	22,937
16	Utah, 03/05/1983	L, 62-64	22,936
17	Utah, 01/15/1982	W, 74-51	22,929
18	Utah State, 01/07/1978	W, 85-84	22,918
19	Utah State, 01/22/1972	W, 101-82	22,893
20	San Diego State, 02/03/1979	W, 88-80	22,891

Smith Fieldhouse

Season	Total Games	W	L	Total Attendance	Average Attendance
1970-71	12	12	0	123,866	10,322
1969-70^	13	6	6	124,958	9,612
1968-69^	13	11	1	123,006	9,462
1967-68^	12	8	2	110,424	9,202
1966-67^	13	10	0	124,375	9,567
1965-66	11	11	0	111,722	10,157
1964-65*	13	13	2	132,413	10,816
1963-64	11	7	4	100,407	9,128
1962-63	13	7	6	102,722	7,906
1961-62	12	8	4	90,347	7,529
1960-61	14	10	4	103,785	7,413
1959-60	11	4	7	75,171	6,834
1958-59*	12	11	2	91,422*	7,619*
1957-58	12	8	4	95,533	7,961
1956-57	12	11	1	94,872	7,906
1955-56	14	12	2	116,103	8,286
1954-55	12	9	3	68,702	5,725
1953-54	14	12	2	84,247	6,018
1952-53	12	12	0	79,196	7,711
1951-52	10	8	2	66,640	6,664

\*Total games, total attendance and average attendance do not reflect every game played in the Smith Fieldhouse

^Total games and attendance include exhibitions, win-loss record does not

Smith Fieldhouse Top Crowd

Rk	Opponent, Date	Result, Score	Attendance
1	Utah State, 02/09/1956	W, 92-62	11,614



# YEAR-BY-YEAR TEAM STATISTICS

@BYUMBB

## Year-By-Year Team Statistics

		Gms	FG-FGA	FG%	3FG-3FGA	3FG%	FT-FTA	FT%	Reb-Avg	PF-D	A-Avg	TO-Avg	Blk-Avg	Stl-Avg	Pts-Avg
1948-49 (22-12)	BYU	34	837-NA				442-654	.676		607					2116-58.8
1949-50 (22-12)	BYU	34	670-1977	.339			420-668	.629		563					1903-56.0
	Opp	34	587-1868	.314			406-631	.643		554					1580-49.4
1950-51 (28-9)	BYU	37	920-2611	.352			597-902	.662	1457-39.4	709-25	405-10.9				2416-65.3
1951-52 (14-10)	BYU	24	576-1756	.328			299-482	.620	901-37.5	442-15	171-7.1				1451-60.5
	Opp	24	552-1656	.333			308-493	.625	909-37.9	472-16					1412-58.8
1952-53 (22-8)	BYU	30	743-NA	.330			566-NA	.660	1392-46.4	558-22					2052-68.4
	Opp	30	565-NA	.270			566-NA	.650	992-33.1	NA-24					1696-56.5
1953-54 (18-11)	BYU	28	697-NA	.330			529-NA	.610	1335-47.7	539-9					1923-68.7
	Opp	28	650-NA	.300			516-NA	.610	1120-40.0	516-20					1816-64.8
1954-55 (13-13)	BYU	26	685-2104	.326			522-808	.646	1268-48.8	521					1892-72.8
	Opp	26	613-1894	.324			621-892	.696	128049.2	479					1847-71.0
1955-56 (18-8)	BYU	26	735-2032	.362			536-770	.696	1451-55.8	473-20					2006-77.2
	Opp	26	614-1983	.310			515-788	.654	1274-49.0	459-17					1743-67.0
1956-57 (19-9)	BYU	28	688-1956	.352			609-831	.733	1230-43.9	508-18					1985-70.9
	Opp	28	680-2022	.336			528-797	.662	1450-51.8	485-24					1888-67.4
1957-58 (13-13)	BYU	26	646-1731	.373			405-650	.623	1279-49.2	513-22					1697-65.3
	Opp	26	638-1974	.323			459-713	.644	1217-46.8	469-22					1735-66.7
1958-59 (15-11)	BYU	26	751-1822	.412			436-698	.625	1402-53.9	470-22					1965-75.6
	Opp	26	725-2011	.361			404-652	.620	1400-53.8	496-18					1854-71.3
1959-60 (8-17)	BYU	25	630-1653	.381			416-613	.679	1168-46.7	459-18					1676-67.0
	Opp	25	717-1820	.394			443-662	.669	1374-55.0	446-18					1877-75.1
1960-61 (15-11)	BYU	26	736-1790	.411			451-670	.673	1255-48.3	524					1923-74.0
	Opp	26	682-1726	.395			506-753	.672	1307-50.3	479					1870-71.9
1961-62 (10-16)	BYU	26	725-1910	.380			390-604	.646	1293-49.7	530					1834-70.5
	Opp	26	718-1682	.427			521-768	.678	1310-50.4	456					1947-74.9
1962-63 (12-14)	BYU	26	745-1825	.408			495-701	.706	1273-49.0	596					1985-76.3
	Opp	26	739-1803	.410			557-793	.702	1307-50.3	541					2035-78.3
1963-64 (13-12)	BYU	25	775-1775	.437			424-605	.701	1220-48.8	508					1974-79.0
	Opp	25	772-1848	.418			460-674	.682	1245-49.8	458					2004-80.2
1964-65 (21-7)	BYU	28	1014-2122	.478			611-825	.741	1457-52.0	584					2639-94.3
	Opp	28	906-2214	.409			551-788	.699	1410-50.4	617					2356-84.1
1965-66 (20-5)	BYU	25	946-1898	.498			496-693	.716	1346-53.8	488					2388-95.5
	Opp	25	817-2048	.399			439-638	.688	1233-49.3	515					2073-82.9
1966-67 (14-10)	BYU	24	762-1550	.492			436-644	.677	1117-46.5	519					1960-81.7
	Opp	24	718-1737	.413			391-559	.699	1066-44.4	529					1827-76.1
1967-68 (15-12)	BYU	25	787-1803	.436			490-720	.681	1276-51.0	498					2064-82.6
	Opp	25	737-1800	.409			482-690	.699	1241-49.6	523					1956-78.2
1968-69 (16-12)	BYU	28	903-2029	.445			519-785	.661	1438-51.4	574					2325-83.0
	Opp	28	864-2071	.417			531-769	.691	1399-50.0	569					2259-80.7
1969-70 (8-18)	BYU	26	812-1859	.437			472-718	.657	1369-52.7	534					2096-80.6
	Opp	26	850-1916	.444			488-694	.703	1212-46.6	514					2188-84.1
1970-71 (18-11)	BYU	29	918-1933	.475			565-805	.702	1352-46.6	403					2401-82.8
	Opp	29	932-2038	.457			430-660	.652	1339-45.9	613					2294-79.1
1971-72 (21-5)	BYU	26	801-1659	.483			526-736	.715	1206-46.4	435-12					2128-81.8
	Opp	26	790-1901	.416			347-518	.670	1144-44.0	543-25					1927-74.1
1972-73 (19-7)	BYU	26	822-1701	.483			428-594	.721	1240-47.7	365					2068-79.5
	Opp	26	863-1929	.447			214-330	.648	1009-38.8	545					1940-74.6
1973-74 (11-15)	BYU	26	788-1730	.455			439-581	.756	1137-43.7	492-12					2015-77.5
	Opp	26	918-1977	.464			347-501	.693	1161-44.7	561-21					2183-83.9
1974-75 (12-14)	BYU	26	819-1725	.475			424-613	.692	1119-43.0	552-24					2062-79.3
	Opp	26	864-1902	.454			390-568	.687	1161-44.7	595-18					2088-80.3
1975-76 (12-14)	BYU	26	805-1722	.467			405-585	.692	1162-44.7	572-31	445-17.1				2015-77.5
	Opp	26	801-1783	.449			387-546	.709	1048-40.3	585-24	427-16.4				1989-76.5
1976-77 (12-15)	BYU	27	800-1706	.469			413-571	.723	1071-39.7	579-24	444-16.4				2013-74.6
	Opp	27	806-1751	.460			415-617	.672	1104-40.9	574-18	400-14.8				2027-75.1
1977-78 (12-18)	BYU	30	957-1974	.485			515-725	.710	1126-37.5	640-39	565-18.8	475-15.8	70-2.3	168-5.6	2429-81.0
	Opp	30	1013-2033	.498			471-683	.690	1264-42.1	653-30	516-17.2	527-17.6	101-3.4	131-4.4	2495-83.2
1978-79 (20-8)	BYU	28	940-1778	.529			501-717	.699	1176-42.0	587-29	540-19.3	489-17.5	97-3.5	172-6.1	2381-85.0
	Opp	28	872-1905	.458			400-606	.660	1083-38.7	618-24	497-17.8	467-16.7	72-2.6	167-6.0	2144-76.7
1979-80 (24-5)	BYU	29	955-1830	.522			511-722	.708	1224-42.2	543-21	560-19.3	450-15.5	103-3.6	144-5.0	2421-83.5
	Opp	29	865-1923	.450			373-569	.656	1062-36.6	657-32	405-12.7	437-13.7	68-2.1	128-4.0	2103-72.5
1980-81 (25-7)	BYU	32	960-1954	.491			600-840	.714	1366-42.7	591-29	542-16.9	476-14.9	117-3.7	157-4.9	2520-78.8
	Opp	32	934-2132	.438			405-602	.673	1191-37.2	726-32	480-15.0	431-13.5	91-2.8	176-5.5	2275-71.1
1981-82 (17-13)	BYU	30	697-1511	.461			491-689	.713	1118-37.3	507-14	450-15.0	444-14.8	90-3.0	127-4.2	1885-62.8
	Opp	30	711-1668	.426			339-480	.687	879-29.3	623-25	403-13.4	339-11.3	58-1.9	162-5.4	1752-58.4
1982-83 (15-14)	BYU	29	761-1652	.461			492-687	.716	1111-38.3	560-27	445-15.3	394-13.6	133-4.6	173-6.0	2014-69.4
	Opp	29	770-1732	.445			379-578	.656	992-34.2	585-23	400-13.8	382-13.2	85-2.9	156-5.4	1919-66.2
1983-84 (20-11)	BYU	31	896-1762	.509			641-855	.750	1076-34.7	624-17	495-16.0	444-14.3	75-2.4	196-6.3	2433-78.5
	Opp	31	920-1906	.483			485-704	.689	1057-34.1	719-32	451-14.5	468-15.1	88-2.8	191-6.2	2325-75.0

YEAR-BY-YEAR TEAM STATISTICS

#BYUHOOPS



		Gms	FG-FGA	FG%	3FG-3FGA	3FG%	FT-FTA	FT%	Reb-Avg	PF-D	A-Avg	TO-Avg	Blk-Avg	Stl-Avg	Pts-Avg
1984-85	BYU	29	821-1773	.463			533-789	.676	1048-36.1	671-29	438-15.1	364-12.6	64-2.2	183-6.3	2175-75.0
(15-14)	Opp	29	796-1658	.480			567-813	.697	1125-38.8	674-34	413-14.2	456-15.7	75-2.6	159-5.5	2159-74.4
1985-86	BYU	32	897-1917	.468			534-769	.694	1171-36.6	654-22	496-15.5	452-14.1	102-3.2	187-5.8	2328-72.8
(18-14)	Opp	32	868-1854	.468			523-756	.692	1155-36.1	679-29	466-14.6	488-15.3	78-2.4	171-5.3	2259-70.6
1986-87	BYU	32	965-1972	.489	127-318	.399	577-773	.746	1186-37.1	673-15	540-16.9	423-13.2	109-3.4	201-6.3	2634-82.3
(21-11)	Opp	32	897-1871	.479	129-344	.375	546-826	.661	1073-33.5	640-21	462-14.4	442-13.8	75-2.3	186-5.8	2469-77.2
1987-88	BYU	32	976-1839	.531	146-323	.452	637-835	.763	1160-36.3	597-15	597-18.7	442-13.8	86-2.7	205-6.4	2735-85.5
(26-6)	Opp	32	927-1907	.486	128-349	.367	455-685	.664	972-30.4	676-27	503-15.7	432-13.5	72-2.3	179-5.6	2437-76.2
1988-89	BYU	29	838-1675	.500	135-359	.376	527-647	.815	968-33.4	574-14	438-15.1	392-13.5	25-0.9	175-6.0	2338-80.6
(14-15)	Opp	29	863-1702	.507	136-350	.389	460-669	.688	907-31.3	565-18	499-17.2	384-13.2	76-2.6	178-6.1	2322-80.1
1989-90	BYU	30	739-1482	.499	140-311	.450	492-684	.719	925-30.8	584-21	467-15.6	369-12.3	47-1.6	191-6.4	2110-70.3
(21-9)	Opp	30	702-1592	.441	156-485	.322	411-612	.672	974-32.5	622-32	421-14.0	404-13.5	71-2.4	155-5.2	1971-65.7
1990-91	BYU	34	876-1796	.488	121-303	.399	581-825	.704	1257-37.0	660-18	565-16.6	473-13.9	246-7.2	175-5.1	2454-72.2
(21-13)	Opp	34	811-1989	.408	179-479	.374	535-757	.707	1135-33.4	734-31	434-12.8	382-11.2	89-2.6	255-7.5	2336-68.7
1991-92	BYU	32	877-1762	.498	214-497	.431	599-813	.737	1176-36.8	621-20	564-17.6	451-14.1	94-2.9	219-6.8	2567-80.2
(25-7)	Opp	32	793-1857	.427	162-515	.315	479-711	.674	1030-32.2	677-26	426-13.3	444-13.9	126-3.9	211-6.6	2227-69.6
1992-93	BYU	34	948-1905	.498	161-443	.363	697-909	.767	1324-38.9	721-15	613-18.0	566-16.6	127-3.7	214-6.3	2754-81.0
(25-9)	Opp	34	827-2013	.411	190-603	.315	601-899	.669	1099-32.3	728	433-12.7	453-13.3	111-3.3	282-8.3	2445-71.9
1993-94	BYU	32	876-1779	.492	141-444	.318	647-880	.735	1185-37.0	691-21	482-15.1	474-14.8	108-3.4	219-6.8	2540-79.4
(22-10)	Opp	32	792-1894	.418	214-631	.339	584-838	.697	1076-33.6	705	392-12.3	446-13.9	120-3.8	219-6.8	2382-74.4
1994-95	BYU	32	809-1743	.464	170-486	.350	617-798	.773	1124-35.1	601-22	498-15.6	448-14.0	99-3.1	225-7.0	2405-75.2
(22-10)	Opp	32	756-1774	.426	184-550	.335	518-736	.704	1039-32.5	639	394-12.3	473-14.8	118-3.7	230-7.2	2214-69.2
1995-96	BYU	28	802-1690	.475	112-335	.334	587-767	.765	1061-37.9	599-0	479-17.1	386-13.8	71-2.5	185-6.6	2303-82.3
(15-13)	Opp	28	764-1683	.454	168-487	.345	498-757	.658	977-34.9	607	394-14.1	400-14.3	121-4.3	196-7.0	2194-78.4
1996-97	BYU	26	578-1453	.398	99-379	.261	292-453	.645	824-31.7	505-18	316-12.2	425-16.3	53-2.0	147-5.7	1547-59.5
(1-25)	Opp	26	717-1493	.480	156-423	.369	471-637	.739	1012-38.9	454	409-15.7	354-13.6	99-3.8	222-8.5	2061-79.3
1997-98	BYU	30	589-1571	.375	194-638	.304	534-749	.713	1060-35.3	638-0	355-11.8	486-16.2	72-2.4	194-6.5	1906-63.5
(9-21)	Opp	30	687-1597	.430	195-576	.339	524-745	.703	1067-35.6	653-21	393-13.1	437-14.6	102-3.4	213-7.1	2093-69.8
1998-99	BYU	28	671-1487	.451	176-474	.371	491-677	.725	913-32.6	585-28	359-12.8	484-17.3	87-3.1	188-6.7	2009-71.8
(12-16)	Opp	28	703-1641	.428	182-555	.328	467-715	.653	972-34.7	579	367-13.1	397-14.2	90-3.2	216-7.7	2055-73.4
1999-00	BYU	33	795-1725	.461	192-515	.373	546-784	.696	1118-33.9	640-15	478-14.5	453-13.7	73-2.2	236-7.2	2328-70.5
(22-11)	Opp	33	728-1830	.398	164-554	.296	487-697	.699	1162-35.2	663	395-12.0	506-15.3	82-2.5	220-6.7	2107-63.8
2000-01	BYU	33	744-1620	.459	185-485	.381	651-835	.780	1052-31.9	691-23	414-12.5	454-13.8	108-3.3	203-6.2	2324-70.4
(24-9)	Opp	33	685-1656	.414	160-495	.323	539-767	.703	1043-31.6	709	351-10.6	495-15.00	98-2.97	193-5.85	2069-62.7
2001-02	BYU	30	711-1514	.470	170-428	.397	523-688	.760	1000-33.3	561-18	420-14.0	412-13.7	92-3.1	158-5.3	2115-70.4
(18-12)	Opp	30	684-1615	.424	147-480	.306	436-615	.709	933-31.1	603	377-12.6	380-12.7	79-2.6	192-6.4	1951-65.0
2002-03	BYU	32	765-1654	.463	194-517	.375	575-762	.755	1134-35.4	688-23	428-13.4	436-13.6	82-2.6	222-6.9	2299-71.8
(23-9)	Opp	32	667-1641	.406	159-517	.308	539-755	.714	992-31.0	683	342-10.7	463-14.5	77-2.41	173-5.4	2032-63.5
2003-04	BYU	30	764-1571	.486	171-487	.351	501-692	.724	1017-33.9	566-14	445-14.8	409-13.6	98-3.3	208-6.9	2200-73.3
(21-9)	Opp	30	703-1561	.450	178-507	.351	383-548	.697	851-28.4	597	372-12.4	436-14.5	65-2.2	197-6.6	1966-65.5
2004-05	BYU	30	690-1648	.419	211-583	.362	381-530	.719	1017-33.9	551-10	370-12.3	439-14.6	104-3.5	183-6.1	1972-65.7
(9-21)	BYU	30	745-1659	.449	191-530	.360	389-570	.682	1042-34.7	510	438-14.6	429-14.3	105-3.5	222-7.4	2070-69.0
2005-06	BYU	29	782-1692	.462	202-521	.388	443-620	.715	1024-35.3	582-12	462-15.9	425-14.7	108-3.7	197-6.8	2209-76.2
(20-9)	Opp	29	729-1612	.452	176-492	.358	444-644	.689	974-33.6	569	436-15.0	447-15.4	93-3.2	211-7.3	2078-71.7
2006-07	BYU	34	972-1981	.491	265-617	.429	454-688	.660	1273-37.4	662-13	542-15.9	456-13.4	118-3.5	205-6.0	2654-78.1
(25-9)	Opp	34	832-1918	.434	197-583	.338	486-704	.690	1063-31.3	649	421-12.4	463-13.6	108-3.2	229-6.7	2347-69.0
2007-08	BYU	35	906-1970	.460	285-764	.373	483-737	.655	1351-38.6	618-12	587-16.8	492-14.1	135-3.9	207-5.9	2580-73.7
(27-8)	BYU	35	792-2035	.389	183-609	.300	446-631	.707	1199-34.3	674	365-10.4	477-13.6	72-2.1	238-6.8	2213-63.2
2008-09	BYU	33	909-1879	.484	238-624	.381	488-669	.729	1196-36.2	607-14	537-16.3	375-11.4	119-3.6	241-7.3	2544-77.1
(25-8)	Opp	33	749-1841	.407	191-634	.301	461-658	.701	1072-32.5	598-13	383-11.6	459-13.9	81-2.5	172-5.2	2150-65.2
2009-10	BYU	36	1025-2120	.483	292-700	.417	650-823	.790	1332-37.0	621-5	567-15.8	417-11.6	126-3.5	307-8.5	2992-83.1
(30-6)	Opp	36	836-2049	.408	221-662	.334	499-732	.682	1181-32.8	668-10	445-12.4	565-15.7	105-2.9	218-6.1	2392-66.4
2010-11	BYU	37	1019-2267	.449	312-865	.361	662-865	.765	1425-38.5	647-10	538-14.5	404-10.9	150-4.1	298-8.1	3012-81.4
(32-5)	Opp	37	902-2174	.415	218-666	.327	490-711	.689	1320-35.7	718-16	464-12.5	533-14.4	124-3.4	215-5.8	2512-67.9
2011-12	BYU	35	977-2099	.465	233-679	.343	540-771	.700	1347-38.5	637-15	599-17.1	473-13.5	154-4.4	296-8.5	2727-77.9
(26-9)	Opp	35	841-2029	.414	229-734	.312	447-671	.666	1213-34.7	667-12	484-13.8	554-15.8	94-2.7	222-6.3	2358-67.4
2012-13	BYU	36	999-2188	.457	213-630	.338	566-777	.728	1399-38.9	678-12	575-16.0	432-12.0	89-2.5	291-8.1	2777-77.1
(24-12)	Opp	36	872-2072	.421	242-730	.332	516-764	.675	1259-35.0	671-15	505-14.1	493-13.7	125-3.5	224-6.2	2502-69.5
2013-14	BYU	35	1012-2186	.463	177-498	.355	730-1055	.692	1432-40.9	690-16	544-15.5	395-11.3	103-2.9	251-7.2	2931-83.7
(23-12)	Opp	35	935-2175	.430	259-764	.339	577-810	.712	1253-35.8	800-17	515-14.7	441-12.6	147-4.2	213-6.1	2706-77.3
2014-15	BYU	35	976-2090	.467	300-763	.393	679-886	.766	1349-38.5	721-13	594-17.0	417-11.9	103-2.9	257-7.3	2931-83.7
(25-10)	Opp	35	894-2052	.436	218-666	.327	555-793	.700	1185-33.9	739-17	493-14.1	456-13.0	125-3.6	231-6.6	2561-73.2
2015-16	BYU	37	1096-2369	.463	330-863	.382	571-827	.690	1514-40.9	690-13	611-16.5	434-11.7	162-4.4	256-6.9	3093-83.6
(26-11)	Opp	37	943-2270	.415	287-863	.333	519-725	.716	1341-36.2	728-11	509-13.8	490-13.2	136-3.7	205-5.5	2692-72.8
2016-17	BYU	34	937-2056	.456	230-668	.344	637-869	.733	1419-41.7	657-15	534-15.7	469-13.8	156-4.6	224-6.6	2741-80.6
(22-12)	Opp	34	906-2176	.416	274-846	.324	437-677	.645	1229-36.1	728-19	484-14.2	416-12.2	101-3.0	237-7.0	2525-74.3
2017-18	BYU	35	919-1905	.482	225-649	.347	537-716	.750	1145-32.7	596-12	533-15.2	403-11.5	133-3.8	224-6.4	2600-74.3
(24-11)	Opp	35	878-1955	.449	251-746	.336	365-556	.656	1101-31.5	639-18	454-13.0	444-12.7	101-2.9	212-6.1	2372-67.8
2018-19	BY														



## YEAR-BY-YEAR TEAM STATISTICS

@BYUMBB

		Gms	FG-FGA	FG%	3FG-3FGA	3FG%	FT-FTA	FT%	Reb-Avg	PF-D	A-Avg	TO-Avg	Blk-Avg	Stl-Avg	Pts-Avg
2020-21	BYU	27	776-1608	.483	236-633	.373	321-443	.725	1058-39.2	486-9	436-16.1	356-13.2	76-2.8	124-4.6	2109-78.1
(20-7)	Opp	27	669-1628	.411	188-570	.330	327-480	.681	877-32.5	500-17	312-11.6	306-11.3	54-2.0	169-6.3	1853-68.6
2021-22	BYU	35	960-2101	.457	280-793	.353	399-556	.718	1375-39.3	619-7	513-14.7	441-12.6	111-3.2	170-4.9	2599-74.3
(24-11)	Opp	35	862-2055	.419	236-771	.306	432-631	.685	1133-32.4	589-11	418-11.9	375-10.7	101-2.9	214-6.1	2392-68.3







**Blocks Per Game**

Season	Player	Yr	G	Blk	Avg
2021-22	Fousseyni Traore	Fr.	33	42	1.3
2020-21	Matt Haarms	Sr.	25	50	2.0
2019-20	Yoeli Childs	Sr.	19	17	0.9
2018-19	Gavin Baxter	Fr.	30	33	1.1
2017-18	Yoeli Childs	So.	35	63	1.8
2016-17	Eric Mika	So.	34	63	1.9
2015-16	Kyle Davis	Jr.	37	50	1.4
2014-15	Corbin Kaufusi	Fr.	34	34	1.0
2013-14	Nate Austin	Jr.	35	31	0.9
2012-13	Brandon Davies	Sr.	36	35	1.0
2011-12	Noah Hartsock	Sr.	34	55	1.6
2010-11	Noah Hartsock	Jr.	37	61	1.6
2009-10	Noah Hartsock	So.	36	46	1.3
2008-09	Lee Cumnard	Sr.	33	30	0.9
2007-08	Lee Cumnard	Jr.	35	35	1.0
2006-07	Trent Plaisted	So.	34	46	1.4
2005-06	Fernando Malaman	Jr.	29	29	1.0
2004-05	Chris Miles	Fr.	28	30	1.1
2003-04	Rafael Araujo	Sr.	30	25	0.8
2002-03	Travis Hansen	Sr.	32	20	0.6
2001-02	Eric Nielsen	Sr.	30	23	0.8
2000-01	Mekeli Wesley	Sr.	33	27	0.8
1999-00	Mekeli Wesley	Jr.	33	25	0.8
1998-99	Silester Rivers	Jr.	27	19	0.7
1997-98	Bret Jepsen	So.	27	21	0.8
1996-97	Eric Nielsen	Fr.	26	19	0.7
1995-96	Ken Roberts	Sr.	28	26	0.9
1994-95	Russell Larson	Sr.	32	44	1.4
1993-94	Russell Larson	Jr.	32	40	1.3
1992-93	Russell Larson	So.	33	41	1.2
1991-92	Russell Larson	Fr.	32	41	1.3
1990-91	Shawn Bradley	Fr.	34	177	5.2
1987-88	Jim Usevitch	Sr.	32	41	1.3
1986-87	Jeff Chatman	Jr.	32	40	1.3
1985-86	Alan Pollard	So.	31	32	1.0
1984-85	Alan Pollard	Fr.	29	30	1.0
1983-84	Jim Usevitch	So.	30	27	0.9
1982-83	Greg Kite	Sr.	29	81	2.8
1981-82	Greg Kite	Jr.	30	45	1.5
1980-81	Greg Kite	So.	32	71	2.2
1979-80	Alan Taylor	Sr.	29	52	1.8
1978-79	Alan Taylor	Jr.	28	39	1.4
1977-78	Alan Taylor	So.	29	28	1.0

**Individual Records**

**Most Blocks**

Game: 14  
Shawn Bradley vs. Eastern Kentucky, 12/07/1990

Season: 177  
Shawn Bradley, 1990-91

Career: 208  
Greg Kite, 1979-83

**Most Blocks Per Game**

Season (Minimum 20 games played): 5.2  
Shawn Bradley, 1990-91

Career (Minimum 50 games played or 150 career blocks): 5.2  
Shawn Bradley, 1990-91

**Steals Per Game**

Season	Player	Yr	G	Stl	Avg
2021-22	Alex Barcello	Sr.	35	33	0.9
2020-21	Alex Barcello	Jr.	27	26	0.9
2019-20	TJ Haws	Sr.	32	43	1.3
2018-19	TJ Haws	Jr.	32	38	1.2
2017-18	TJ Haws	So.	35	44	1.3
2016-17	TJ Haws*	Fr.	34	34	1.0
2015-16	Kyle Collinsworth	Sr.	37	74	2.0
2014-15	Kyle Collinsworth	Jr.	33	59	1.8
2013-14	Matt Carlino	Jr.	35	61	1.7
2012-13	Matt Carlino	So.	36	64	1.8
2011-12	Brandon Davies	Jr.	35	51	1.5
2010-11	Jackson Emery	Sr.	37	101	2.7
2009-10	Jackson Emery	Jr.	35	91	2.6
2008-09	Jimmer Fredette	So.	33	50	1.5
2007-08	Jonathan Tavernari	So.	35	48	1.4
2006-07	Lee Cumnard	So.	34	50	1.5
2005-06	Rashaun Broadus	Jr.	28	36	1.3
2004-05	Mike Hall	Sr.	30	47	1.6
2003-04	Rafael Araujo	Sr.	30	43	1.4
2002-03	Kevin Woodberry	Jr.	32	46	1.4
2001-02	Matt Montague	Sr.	30	42	1.4
2000-01	Trent Whiting	Sr.	26	36	1.4
1999-00	Terrell Lyday	Jr.	33	62	1.9
1998-99	Mark Bigelow	Fr.	28	38	1.4
1997-98	Brian Hamilton	Jr.	30	41	1.4
1996-97	Michael Vranes	Fr.	2	4	2.0
1995-96	Randy Reid	Sr.	28	41	1.5
1994-95	Robbie Reid	So.	32	61	1.9
1993-94	Russell Larson	Jr.	32	46	1.4
1991-92	Jared Miller	Jr.	28	39	1.4
1990-91	Nathan Call	Jr.	34	46	1.4
1989-90	Marty Haws	Sr.	30	66	2.2
1988-89	Marty Haws	Jr.	29	48	1.7
1987-88	Marty Haws	So.	32	45	1.4
1986-87	Bob Capener	Sr.	32	32	1.0
1985-86	Bob Capener	Jr.	32	37	1.2
1984-85	Scott Sinek	Sr.	27	41	1.5
1983-84	Brett Applegate	Sr.	31	51	1.6
1982-83	Scott Sinek	So.	27	37	1.4
1980-81	Danny Ainge	Sr.	32	46	1.4
1979-80	Danny Ainge	Jr.	29	43	1.5
1978-79	Danny Ainge	So.	27	46	1.7
1977-78	Danny Ainge	Fr.	30	60	2.0

\*Nick Emery averaged 1.6 steals in 2016-17. His statistics from 2015-17 were vacated by the NCAA Committee on Infractions.

**Individual Records**

**Most Steals**

Game: 9  
Mark Bigelow vs. Arizona, 11/28/1998

Season: 101  
Jackson Emery, 2010-11

Career: 249  
Jackson Emery, 2005-06, 08-11

**Most Steals Per Game**

Season (Minimum 20 games played): 2.7  
Jackson Emery, 2010-11

Career (Minimum 50 games played): 1.87  
Jackson Emery, 2005-06, 08-11

YEAR-BY-YEAR LEADERS

#BYUHOOPS



Field-Goal Percentage (Minimum 50 FGs)

Table with 6 columns: Season, Player, Yr, FG, FGA, Pct. Lists players from 2021-22 to 1949-50 with their field goal statistics.

Free-Throw Percentage (Minimum 50 FTs)

Table with 6 columns: Season, Player, Yr, FT, FTA, Pct. Lists players from 2021-22 to 1948-49 with their free throw statistics.

\*Nick Emery shot .829 from the free-throw line in 2016-17 and .854 from the free-throw line in 2015-16. His statistics from 2015-17 were vacated by the NCAA Committee on Infractions.

3-Point Field Goal Percentage (Minimum 35 3FGs)

Table with 6 columns: Season, Player, Yr, 3FG, 3FGA, Pct. Lists players from 2021-22 to 1986-87 with their 3-point field goal statistics.

3-Point Field Goals

Table with 6 columns: Season, Player, Yr, 3FG, 3FGA, Pct. Lists players from 2021-22 to 1986-87 with their 3-point field goal counts.

Individual Records

Most 3-Point Field Goals Made
Half: 9
Chase Fischer vs. Chaminade, 11/25/2014

Game: 10
Chase Fischer vs. Chaminade, 11/25/2014
\*Nick Emery at San Francisco, 02/11/2016
\*Emery's statistics from 2015-17 were vacated by the NCAA Committee on Infractions.

Season: 124
Jimmer Fredette, 2010-11

Career: 296
Jimmer Fredette, 2007-11

Most 3-Point Field Goals Attempted
Game: 16
Jonathan Tavernari, 11/24/2007

Season: 313
Jimmer Fredette, 2010-11

Career: 752
Jimmer Fredette, 2007-11



Fastest To...

Fastest to 1,000 Points

Table with 5 columns: Rk, Name, Years, Games to 1,000, Opponent (Date). Lists top 10 players for 1,000 points.

Fastest to 1,100 Points

Table with 5 columns: Rk, Name, Years, Games to 1,100, Opponent (Date). Lists top 10 players for 1,100 points.

Fastest to 1,200 Points

Table with 5 columns: Rk, Name, Years, Games to 1,200, Opponent (Date). Lists top 10 players for 1,200 points.

Fastest to 1,300 Points

Table with 5 columns: Rk, Name, Years, Games to 1,300, Opponent (Date). Lists top 10 players for 1,300 points.

Fastest to 1,400 Points

Table with 5 columns: Rk, Name, Years, Games to 1,400, Opponent (Date). Lists top 10 players for 1,400 points.

Fastest to 1,500 Points

Table with 5 columns: Rk, Name, Years, Games to 1,500, Opponent (Date). Lists top 10 players for 1,500 points.

Fastest to 1,600 Points

Table with 5 columns: Rk, Name, Years, Games to 1,600, Opponent (Date). Lists top 10 players for 1,600 points.

Fastest to 1,700 Points

Table with 5 columns: Rk, Name, Years, Games to 1,700, Opponent (Date). Lists top 10 players for 1,700 points.

Fastest to 1,800 Points

Table with 5 columns: Rk, Name, Years, Games to 1,800, Opponent (Date). Lists top 10 players for 1,800 points.

Fastest to 1,900 Points

Table with 5 columns: Rk, Name, Years, Games to 1,900, Opponent (Date). Lists top 10 players for 1,900 points.

Fastest to 2,000 Points

Table with 5 columns: Rk, Name, Years, Games to 2,000, Opponent (Date). Lists top 10 players for 2,000 points.

Fastest to 2,100 Points

Table with 5 columns: Rk, Name, Years, Games to 2,100, Opponent (Date). Lists top 10 players for 2,100 points.

Fastest to 2,200 Points

Table with 5 columns: Rk, Name, Years, Games to 2,200, Opponent (Date). Lists top 10 players for 2,200 points.

Fastest to 2,300 Points

Table with 5 columns: Rk, Name, Years, Games to 2,300, Opponent (Date). Lists top 10 players for 2,300 points.

Fastest to 2,400 Points

Table with 5 columns: Rk, Name, Years, Games to 2,400, Opponent (Date). Lists top 10 players for 2,400 points.

Fastest to 2,500 Points

Table with 5 columns: Rk, Name, Years, Games to 2,500, Opponent (Date). Lists top 10 players for 2,500 points.

Fastest to 2,600 Points

Table with 5 columns: Rk, Name, Years, Games to 2,600, Opponent (Date). Lists top 10 players for 2,600 points.

Fastest to 2,700 Points

Table with 5 columns: Rk, Name, Years, Games to 2,700, Opponent (Date). Lists top 10 players for 2,700 points.



Week-By-Week Ranking History

Table with columns for Date, AP/CP, and ranking history for various seasons from 1950-51 to 2021-22.

BYU as a Ranked Team

Table with columns for Date, Opponent, Rank, Score, W/L, and a list of games from 1950-51 to 2021-22.



Table with columns: Date, Opponent, Rank, Score, W/L. Lists game history from 1981 to 2011.

Table with columns: Date, Opponent, Rank, Score, W/L. Lists game history from 2011 to 2012.

BYU Record When Ranked...

Table with columns: No., W, L. Shows record by ranking number (No. 1 to No. 25).

BYU as a Ranked Team

Overall Record: 199-73
Home Record: 104-14
Last Home Win: 12/8/21, No. 24 BYU vs. Utah State (82-71)
Last Home Loss: 3/2/11, No. 3 BYU vs. New Mexico (64-82)
Road Record: 59-36
Last Road Win: 12/4/21, No. 12 BYU at Missouri State (74-68)
Last Road Loss: 12/1/21, No. 12 at Utah Valley (65-72 OT)
Neutral Win: 36-23
Last Neutral Win: 3/19/11, No. 10 BYU vs. Gonzaga (89-67)
Last Neutral Loss: 12/11/21, No. 12 vs. Creighton (71-83)
NCAA Tournament Record: 8-13
Overtime Record: 6-6
Longest BYU Win Streak: 12 (1980)
Longest Opponent Win Streak: 4 (1951-54 and 1966-71)
Largest BYU Margin of Victory: 51 (108-57) No. 9 BYU vs. Saint Mary's, 12/10/66
Largest Opponent Margin of Victory: 27 (50-77) No. 19 BYU at Bradley, 1/2/54
Most Points Scored by BYU: 128 (128-78) No. 23 BYU vs. Sacramento State, 2/25/93
Most Points Scored by Opponent: 112 (102-112) No. 9 BYU vs. Oklahoma City, 3/14/65

BYU Series Record as a Ranked Team

Table with columns: Team, W, L. Lists series records against various opponents.





BYU When Facing Teams Ranked...

Table with 3 columns: Rank, Wins, Losses. Rows for ranks No. 1 through No. 19.

Table with 3 columns: Rank, Wins, Losses. Rows for ranks No. 20 through No. 25.

\*On-The-Court Record/Official Adjusted Record

BYU vs. Ranked Opponents

Overall Record: 63-154/60-154\*
Home Record: 32-46/30-46\* (18-35/17-35\* in the Marriott Center)
Last Home Win: 2/22/20 vs. No. 2 Gonzaga (91-78)
Last Home Loss: 2/5/22 vs. No. 2 Gonzaga (57-90)
Road Record: 13-62/12-62\*
Last Road Win: 2/25/17 at No. 1 Gonzaga (79-71)\*\*
Last Road Loss: 1/13/22 at No. 2 Gonzaga (84-110)
Neutral Record: 18-46
Last Neutral Win: 11/16/21 vs. No. 12 Oregon (81-49)
Last Neutral Loss: 3/9/21 vs. No. 1 Gonzaga (78-88)
NCAA Tournament Record: 4-20
Overtime Record: 4-7
Longest BYU Win Streak: 9 (1949-51)
Longest Opponent Win Streak: 11 (twice, 1976-79 and 1995-98)
Largest BYU Margin of Victory: 32 (81-49) vs. No. 12 Oregon, 11/16/21
Largest Opponent Margin of Victory: 44 (52-96) vs. Indiana, 12/26/73
Most Points Scored by BYU: 111 (111-83) vs. No. 15 Utah State, 12/19/70
Most Points Scored by Opponent: 113 twice in 1976-77
\*On-The-Court Record/Official Adjusted Record
\*\*Wins vacated by the NCAA Committee on Infractions

Chronology of BYU Records

Career Points Per Game

Table with 3 columns: Player, Years Played, Avg. Rows for Joe Nelson, Roland Minson, John Nicoll, John Fairchild.

Career Points Scored

Table with 3 columns: Player, Years Played, Points. Rows for Eldon Brinley, Joe Nelson, Kresimir Cosic, Danny Ainge, Jimmer Fredette, Tyler Haws.

Season Points Per Game

Table with 3 columns: Player, Season, Avg. Rows for Joe Nelson, Roland Minson, Joe Richey, Terry Tebbs, Tom Steinke, Dave Eastis, John Fairchild, Dick Nemelka, Danny Ainge, Devin Durrant, Jimmer Fredette.

Season Points Scored

Table with 3 columns: Player, Years Played, Points. Rows for Joe Nelson, Roland Minson, Danny Ainge, Danny Ainge, Devin Durrant, Jimmer Fredette.

Single Game Points Scored

Table with 3 columns: Player, Opponent, Date, Points. Rows for Joe Nelson, Bob Skousen, Dave Eastis, Bob Skousen, Jimmer Fredette, Jimmer Fredette.

Career Rebounds Per Game

Table with 3 columns: Player, Years Played, Avg. Rows for John Benson, John Fairchild.

Career Rebounds

Table with 3 columns: Player, Years Played, Rebounds. Rows for Mel Hutchins, Kresimir Cosic, Alan Taylor, Michael Smith, Kyle Collinsworth, Yoeli Childs.

Season Rebounds Per Game

Table with 3 columns: Player, Season, Avg. Rows for Mel Hutchins, John Fairchild.

Season Rebounds

Table with 3 columns: Player, Season, Rebounds. Row for Mel Hutchins.

Miscellaneous Scoring Records

Season Points Scored - Top Two Scorers

Table with 3 columns: Season, Players, Points. Rows for 2010-11, 2012-13, 1980-81, 1987-88, 2017-18, 2018-19, 2013-14, 2014-15, 1986-87.

\*Chase Fischer (673) and Nick Emery (585) combined for 1,258 points in 2015-16. Emery's stats from 2015-17 were vacated by the NCAA Committee on Infractions.

Total Points in a Single Game - Two Players

Table with 3 columns: Points, Players, Opponent, Date. Rows for 73, 69, 68, 67, 67, 66, 66, 66, 64, 63, 63, 62, 62, 62, 62, 61, 61, 60, 60, 60.

\*Chase Fischer (41) and Nick Emery (20) combined for 61 points vs. New Mexico (12/23/2015). Emery's statistics from 2015-17 were vacated by the NCAA Committee on Infractions.

Total Points in a Single Game - Three Players

Table with 3 columns: Points, Players, Opponent, Date. Rows for 86, 86, 84, 84, 82, 82, 81, 81, 80, 80, 80, 80.

Total Points in a Single Game - Four Players

Table with 3 columns: Points, Players, Opponent, Date. Rows for 100, 98, 96, 92, 92, 91, 91.





**Most Points Scored – Consecutive Games**

Points	Players	Opponent, Date
85	Jimmer Fredette	42 at Colorado State, 01/22/2011 43 vs. San Diego State, 01/26/2011
82	Jimmer Fredette	52 vs. New Mexico, 03/11/2011 30 vs. San Diego State, 03/12/2011
78	Dick Nemelka	40 vs. St. Bonaventure, 12/29/1965 38 vs. Cornell, 12/30/1965
78	Michael Smith	39 vs. Utah State, 12/19/1987 39 vs. LaSalle, 12/29/1987
76	Jimmer Fredette	24 vs. TCU, 03/10/2011 52 vs. New Mexico, 03/11/2011
75	Jimmer Fredette	43 vs. San Diego State, 01/26/2011 32 vs. New Mexico, 01/29/2011
75	Jimmer Fredette	45 vs. TCU, 03/11/2010 30 vs. UNLV, 03/12/2010
74	Dick Nemelka	vs. Illinois, 12/03/1965 vs. Houston, 12/04/1965
73	Jimmer Fredette	24 vs. Nebraska, 12/23/2009 49 at Arizona, 12/28/2009
72	Timo Saarelainen	41 at New Mexico, 02/07/1985 31 at UTEP, 02/09/1985
72	Devin Durrant	34 vs. Utah, 01/14/1984 38 at Hawaii, 01/19/1984
71	Tyler Haws	38 vs. Pacific, 01/30/2014 33 vs. Saint Mary's, 02/01/2014
71	Tyler Haws	48 at Portland, 01/23/2014 23 at Gonzaga, 01/25/2014
71	Devin Durrant	36 at UCLA, 12/28/1984 35 vs. Weber State, 01/07/1984
71	Devin Durrant	38 at Hawaii, 01/19/1984 33 at San Diego State, 01/21/1984
71	Jimmer Fredette	33 vs. New Mexico, 03/02/2011 38 vs. Wyoming, 03/05/2011

**3-Straight 30-Point Games**

**Kresimir Cosic**

12/3/1971	vs. Kansas State	30
12/4/1971	vs. St. Joseph's	31
12/9/1971	vs. New Mexico State	33

**Yoeli Childs**

12/1/2018	at Weber State	31
12/5/2018	vs. Utah State	31
12/7/2018	vs. Utah	31

**Devin Durrant**

12/28/1983	at UCLA	36
1/7/1984	vs. Weber State	35
1/14/1984	vs. Utah	34
1/19/1984	at Hawaii	38
1/21/1984	at San Diego State	33
1/26/1984	vs. Wyoming	36

**Jimmer Fredette**

3/11/2010	vs. TCU	45
3/12/2010	at UNLV	30
3/18/2010	vs. Florida	37
1/22/2011	at Colorado State	42
1/26/2011	vs. San Diego State	43
1/29/2011	at New Mexico	32
3/11/2011	vs. New Mexico	52
3/12/2011	vs. San Diego State	30
3/17/2011	vs. Wofford	32
3/19/2011	vs. Gonzaga	34
3/24/2011	vs. Florida	32

**Michael Smith**

1/12/1989	vs. San Diego State	35
1/14/1989	vs. Hawaii	31
1/19/1989	at Air Force	33

**Total Postseason Points**

Player, Years Player	NCAA	NIT	NAIB	Total
Tyler Haws, 2009-10, 12-15	74	111	0	185
Jimmer Fredette, 2007-11	184	0	0	184
Roland Minson, 1948-51	73	80	30	183
Mel Hutchins, 1947-48, 49-51	81	27	17	125
Brandon Davies, 2009-13	42	73	0	115
Joe Nelson, 1946-50	43	0	69	112
Danny Ainge, 1977-81	107	0	0	107
Jeff Chatman, 1984-88	61	45	0	106
Chase Fischer, 2014-16	23	82	0	105
Matt Carlino, 2011-14	28	72	0	100



Scoring Records: Days of the Week and Height

Monday

Table with 3 columns: Rk, Name vs. Opponent, Date, Pts. Monday records include Jimmer Fredette (49), Paul Ruffner (37), Bob Quinney (35), Yoeli Childs (33), and Michael Smith (32).

Tuesday

Table with 3 columns: Rk, Name vs. Opponent, Date, Pts. Tuesday records include Jimmer Fredette (47), Michael Smith (39), Tyler Haws (37), Tyler Haws (35), and Michael Smith (34).

Wednesday

Table with 3 columns: Rk, Name vs. Opponent, Date, Pts. Wednesday records include Jimmer Fredette (43), Chase Fischer (41), Dick Nemelka (40), Jimmer Fredette (39), Devin Durrant (36), and Jimmer Fredette (36).

Thursday

Table with 3 columns: Rk, Name vs. Opponent, Date, Pts. Thursday records include Tyler Haws (48), Jimmer Fredette (45), Timo Saarelainen (41), Bob Skousen (39), Elijah Bryant (39), Tyler Haws (38), Devin Durrant (38), and Dick Nemelka (38).

Friday

Table with 3 columns: Rk, Name vs. Opponent, Date, Pts. Friday records include Jimmer Fredette (52), Dave Eastis (44), Marty Haws (40), John Fairchild (40), and Joe Nelson (37).

Saturday

Table with 3 columns: Rk, Name vs. Opponent, Date, Pts. Saturday records include Bob Skousen (47), Jimmer Fredette (42), Tyler Haws (42), Danny Ainge (40), Michael Smith (39), Danny Ainge (39), and Dick Nemelka (39).

5-8

Table with 3 columns: Rk, Name vs. Opponent, Date, Pts. 5-8 records include Ron Abegglen (16), Ron Abegglen (13), Ron Abegglen (10), Ron Abegglen (10), and Ron Abegglen (10).

5-9

Table with 3 columns: Rk, Name vs. Opponent, Date, Pts. 5-9 records include Dave Barber (6), Dave Barber (2), Dave Barber (2), Dave Barber (2), and Dave Barber (2).

5-10

Table with 3 columns: Rk, Name vs. Opponent, Date, Pts. 5-10 records include Ron Steinke (24), Ron Steinke (19), Ron Steinke (18), Ron Steinke (16), Ron Steinke (14), and Ron Steinke (14).

5-11

Table with 3 columns: Rk, Name vs. Opponent, Date, Pts. 5-11 records include Gary Batchelor (24), Scott Sonnenberg (24), Gary Batchelor (20), Gary Batchelor (19), and Gary Batchelor (18).

6-0

Table with 3 columns: Rk, Name vs. Opponent, Date, Pts. 6-0 records include Dick Nemelka (40), Dick Nemelka (39), Dick Nemelka (38), Dick Nemelka (35), and Dick Nemelka (34).

6-1

Table with 3 columns: Rk, Name vs. Opponent, Date, Pts. 6-1 records include Jeff Congdon (33), Skyler Halford (28), Jeff Congdon (26), Mike Gardner (26), Mike Gardner (26), Michael Loyd Jr. (26), Scott Moon (26), and Trent Whiting (26).

6-2

Table with 3 columns: Rk, Name vs. Opponent, Date, Pts. 6-2 records include Jimmer Fredette (52), Jimmer Fredette (49), Jimmer Fredette (47), Jimmer Fredette (45), and Jimmer Fredette (43).

6-3

Table with 3 columns: Rk, Name vs. Opponent, Date, Pts. 6-3 records include Chase Fischer (41), Doug Richards (36), Terrell Lyday (35), Terrell Lyday (32), and Doug Richards (32).

6-4

Table with 3 columns: Rk, Name vs. Opponent, Date, Pts. 6-4 records include Bob Skousen (47), Bob Skousen (39), TJ Haws (35), Bruce Burton (34), and Bob Skousen (32).

6-5

Table with 3 columns: Rk, Name vs. Opponent, Date, Pts. 6-5 records include Tyler Haws (48), Dave Eastis (44), Tyler Haws (42), Danny Ainge (40), Danny Ainge (39), and Elijah Bryant (39).

6-6

Table with 3 columns: Rk, Name vs. Opponent, Date, Pts. 6-6 records include Timo Saarelainen (41), Timo Saarelainen (35), Jay Cheesman (34), Keena Young (34), Jay Cheesman (33), Timo Saarelainen (33), and Andy Toolson (33).

6-7

Table with 3 columns: Rk, Name vs. Opponent, Date, Pts. 6-7 records include Devin Durrant (38), Steve Schreiner (37), Lee Cummard (36), Devin Durrant (36), Devin Durrant (36), and Devin Durrant (36).

6-8

Table with 3 columns: Rk, Name vs. Opponent, Date, Pts. 6-8 records include John Fairchild (40), Yoeli Childs (38), John Fairchild (34), John Fairchild (34), Kari Liimo (34), and Kenneth Roberts (34).

6-9

Table with 3 columns: Rk, Name vs. Opponent, Date, Pts. 6-9 records include Paul Ruffner (37), Paul Ruffner (36), Mekell Wesley (34), Brandon Davies (33), and Paul Ruffner (33).

6-10

Table with 3 columns: Rk, Name vs. Opponent, Date, Pts. 6-10 records include Michael Smith (39), Michael Smith (39), Michael Smith (35), Michael Smith (34), Michael Smith (34), and Michael Smith (34).

6-11

Table with 3 columns: Rk, Name vs. Opponent, Date, Pts. 6-11 records include Kresimir Cosic (36), Russell Larson (36), Kresimir Cosic (35), Russell Larson (35), and Craig Raymond (35).

7-0

Table with 3 columns: Rk, Name vs. Opponent, Date, Pts. 7-0 records include Dan Howard (11), Dave McGuire (10), David Anderson (8), Dan Howard (8), and Dave McGuire (8).

7-2

Table with 3 columns: Rk, Name vs. Opponent, Date, Pts. 7-2 records include Carl Pollard (2), Carl Pollard (1), and Carl Pollard (1).

7-6

Table with 3 columns: Rk, Name vs. Opponent, Date, Pts. 7-6 records include Shawn Bradley (29), Shawn Bradley (27), Shawn Bradley (25), Shawn Bradley (24), and Shawn Bradley (23).



## Scoring Records: Career Average by Height

## 5-8

Rk	Name, Years	G	Pts	Avg
1	Ron Abegglen, 1958-60	23	128	5.6

## 5-9

Rk	Name, Years	G	Pts	Avg
1	Terry Tebbs, 1953-56	62	919	14.8

## 5-10

Rk	Name, Years	G	Pts	Avg
1	Tom Steinke, 1954-57	58	685	11.8
2	Randy Clark, 1948-49	79	626	7.9
3	Ron Steinke, 1960-63	46	293	6.4

## 5-11

Rk	Name, Years	G	Pts	Avg
1	Gary Batchelor, 1960-63	74	615	8.3
2	Harry Anderson, 1954-57	53	350	6.6
3	Scott Sonnenberg, 1996-97	25	125	5.0

## 6-0

Rk	Name, Years	G	Pts	Avg
1	Dick Nemelka, 1963-66	78	1299	16.7
2	Gary Earnest, 1958-61	77	1108	14.4
3	Roland Minson, 1948-51	105	1407	13.4
4	Rashaun Broadus, 2005-07	43	345	8.0
5	Randy Schouten, 1965-68	44	329	7.5

## 6-1

Rk	Name, Years	G	Pts	Avg
1	Trent Whiting, 2000-01	26	369	14.2
2	Joe Richey, 1950-53	89	1177	13.2
3	Mike Gardner, 1962-65	76	845	11.1
4	Scott Runia, 1976-80	110	1051	9.6
5	Dean Larsen, 1951-54	78	694	8.9

## 6-2

Rk	Name, Years	G	Pts	Avg
1	Jimmer Fredette, 2007-11	139	2599	18.7
2	Alex Barcello, 2019-22	94	1319	14.0
3	Joe Nelson, 1946-50	114	1494	13.1
4	Matt Carlino, 2011-14	96	1201	12.5
5	Marty Haws, 1986-90	123	1337	10.9

\*Nick Emery averaged 12.6 points per game. His statistics from 2015-17 were vacated by the NCAA Committee on Infractions.

## 6-3

Rk	Name, Years	G	Pts	Avg
1	Bernie Fryer, 1970-72	55	1031	18.7
2	Terrell Lyday, 1999-01	66	1105	16.7
3	Chase Fischer, 2014-16	71	1121	15.8
4	Doug Richards, 1971-74	78	1218	15.6
5	Doug Howard, 1967-70	79	1143	14.5

## 6-4

Rk	Name, Years	G	Pts	Avg
1	Bob Skousen, 1958-59, 61-63	54	877	16.2
2	TJ Haws, 2016-19	133	1899	14.3
3	Bruce Burton, 1960-63	78	1089	14.0
4	Nick Sanderson, 1991-93	65	808	12.43
5	John Benson, 1954-57	78	964	12.36

## 6-5

Rk	Name, Years	G	Pts	Avg
1	Danny Ainge, 1977-81	118	2467	20.9
2	Tyler Haws, 2009-10, 12-15	139	2720	19.6
3	John Nichol, 1957-59	40	683	17.1
4	Elijah Bryant, 2016-18	57	877	15.4
5	Dave Eastis, 1958-61	69	1015	14.7

## 6-6

Rk	Name, Years	G	Pts	Avg
1	Bryon Ruffner, 1995-96	28	527	18.8
2	Ron Selleaze, 1997-98	21	352	16.8
3	Brian Frishman, 1974-75	23	354	15.4
4	Jeff Chatman, 1984-88	122	1824	15.0
5	Verne Thompson, 1975-77	51	758	14.9

## 6-7

Rk	Name, Years	G	Pts	Avg
1	Devin Durrant, 1978-80, 82-84	117	2285	19.5
2	Mark Bigelow, 1998-99, 01-04	120	1715	14.3
3	Steve Schreiner, 1988-91	93	1128	12.1
4	Lee Cummmard, 2005-09	131	1569	12.0
5	Silester Rivers, 1998-00	52	463	8.9

## 6-8

Rk	Name, Years	G	Pts	Avg
1	John Fairchild, 1963-65	53	1109	20.9
2	Yoeli Childs, 2016-20	119	2031	17.1
3	Kari Liimo, 1966-69	76	1156	15.2
4	Brett Applegate, 1982-84	60	805	13.4
5	Ken Roberts, 1990-91, 93-96	126	1652	13.1

## 6-9

Rk	Name, Years	G	Pts	Avg
1	Paul Ruffner, 1968-70	54	881	16.3
2	Mekeli Wesley, 1997-01	115	1740	15.1
3	Brandon Davies, 2009-13	135	1680	12.4
4	Jim Usevitch, 1982-84, 86-88	107	909	8.5
5	Jeff Campbell, 1990-91, 94-97	101	765	7.6

## 6-10

Rk	Name, Years	G	Pts	Avg
1	Michael Smith, 1983-84, 86-89	122	2319	19.0
2	Eric Mika, 2013-14, 16-17	67	1080	16.1
3	Fred Roberts, 1978-82	119	1841	15.5
4	Alan Taylor, 1976-80	110	1284	11.7
5	Gary Trost, 1987-88, 90-93	114	1205	10.6

## 6-11

Rk	Name, Years	G	Pts	Avg
1	Kresimir Cosic, 1970-73	79	1513	19.2
2	Rafael Araujo, 2002-04	62	935	15.1
3	Russell Larson, 1991-95	129	1885	14.6
4	Trent Plaisted, 2004-08	103	1372	13.3
5	Jim Eakins, 1965-68	71	704	9.9

## 7-0

Rk	Name, Years	G	Pts	Avg
1	Dave McGuire, 1977-79, 80-81	46	82	1.8
2	Cory Reader, 1994-95	24	40	1.7
3	Dan Howard, 1999-03	63	87	1.4
4	David Anderson, 1996-97	22	29	1.3

## 7-6

Rk	Name, Years	G	Pts	Avg
1	Shawn Bradley, 1990-91	34	503	14.8



## Individual Game Records – 1st Half

## Points

Rk	Name vs. Opponent, Date	Pts
1	Jimmer Fredette (Sr.) vs. New Mexico, 03/11/2011	33
2	Jimmer Fredette (Sr.) at Utah, 01/11/2011	32
3	Marty Haws (Sr.) vs. Siena, 11/24/1989	30
4	Tyler Haws (So.) vs. Virginia Tech, 12/29/2012	29
5	Chase Fischer (Jr.) vs. Chaminade, 11/25/2014	27
6	Michael Smith (Sr.) vs. Hawaii, 01/14/1989	25
7	Bob Quinney (Jr.) vs. Michigan State, 12/23/1963	24
	Kresimir Cosic (Sr.) vs. Oklahoma State, 12/13/1972	24
	Danny Ainge (Jr.) vs. NC-Charlotte, 12/29/1979	24
	Jimmer Fredette (Jr.) at Arizona, 12/28/2009	24
	Tyler Haws (Jr.) vs. Pacific, 01/30/2014	24
12	John Fairchild (Sr.) vs. Arizona, 02/26/1965	23
	Danny Ainge (Sr.) vs. UCLA, 03/14/1981	23
	Eric Mika (So.) vs. UT Arlington, 03/15/2017	23

## Field Goals Made

Rk	Name vs. Opponent, Date	FG
1	Jimmer Fredette (Sr.) vs. New Mexico, 03/11/2011	14
2	Marty Haws (Sr.) vs. Siena, 11/24/1989	12
	Bob Quinney (Jr.) vs. Michigan State, 12/23/1963	12
4	Danny Ainge (Jr.) vs. NC-Charlotte, 12/29/1979	11
	John Fairchild (Sr.) vs. Arizona, 02/26/1965	11
6	Jimmer Fredette (Sr.) at Utah, 01/11/2011	10
	Dick Nemelka (Sr.) vs. Illinois, 12/03/1965	10
	Devin Durrant (Sr.) vs. Hofstra, 11/30/1983	10
	Timo Saarelainen (Sr.) vs. San Diego State, 01/31/1985	10
	Yoeli Childs (Sr.) vs. Weber State, 12/21/2019	10

## Field Goals Attempted

Rk	Name vs. Opponent, Date	FGA
1	Jimmer Fredette (Sr.) vs. New Mexico, 03/11/2011	20
2	Bob Quinney (Jr.) vs. Michigan State, 12/23/1963	18
	Kresimir Cosic (Jr.) at Colorado State, 01/27/1972	18
4	Brian Frishman (Jr.) at Arizona, 02/14/1975	17
5	Dick Nemelka (Sr.) vs. Illinois, 12/03/1965	16
	Timo Saarelainen (Sr.) vs. San Diego State, 01/31/1985	16
	Kresimir Cosic (Jr.) vs. New Mexico State, 12/09/1971	16
	Danny Ainge (Sr.) vs. San Diego State, 01/08/1981	16
	Danny Ainge (Sr.) vs. UNLV, 02/06/1981	16
	Kresimir Cosic (Sr.) vs. Arizona, 01/25/1973	16

## Field Goals Made, No Misses

Rk	Name vs. Opponent, Date	FG
1	Yoeli Childs (Sr.) vs. Weber State, 12/21/2019	10
2	Devin Durrant (So.) vs. Hawaii, 02/28/1980	9
	Russell Larson (Sr.) at San Joe State, 12/29/1994	9
4	Kresimir Cosic (So.) vs. Arizona, 02/26/1971	8
	Kenneth Roberts (Jr.) vs. Tulane, 03/16/1995	8
6	Alan Taylor (So.) vs. McNeese State, 12/13/1977	7
7	Neil Roberts (So.) vs. Santa Clara, 12/18/1964	6
	Kari Liimo (So.) vs. St. Joseph's, 12/26/1966	6
	Jay Cheesman (Jr.) at Arizona, 01/16/1976	6
	Alan Taylor (So.) vs. Cal-State Fullerton, 12/10/1977	6
	Danny Ainge (So.) vs. Oral Roberts, 12/23/1978	6
	Devin Durrant (Jr.) at UTEP, 02/26/1983	6
	Jim Usevitch (So.) vs. Notre Dame, 02/18/1984	6
	Jeff Chatman (Sr.) vs. Miami, 02/09/1988	6
	Andy Toolson (Jr.) vs. California Berkeley, 02/14/1989	6
	Grant Berges (Jr.) vs. Houston, 12/14/1996	6
	Tyler Haws (Fr.) vs. Nevada, 12/22/2009	6
	Michael Loyd Jr. (So.) vs. Eastern New Mexico, 01/02/2010	6
	Anson Winder (Fr.) vs. Buffalo, 12/20/2011	6

\*Nick Emery made six field goals without a miss vs. San Diego (02/16/2017). His statistics from 2015-17 were vacated by the NCAA Committee on Infractions.

## 3-Point Field Goals Made

Rk	Name vs. Opponent, Date	3FG
1	Chase Fischer (Jr.) vs. Chaminade, 11/25/2014	9
2	Andy Toolson (Sr.) vs. Northwestern, 12/21/1989	6
	Jimmer Fredette (Jr.) at Arizona, 12/28/2009	6
	Tyler Haws (So.) vs. Virginia Tech, 12/29/2012	6
	Chase Fischer (Jr.) vs. Portland, 03/09/2015	6
	Alex Barcello (Sr.) at Pepperdine, 02/12/2022	6
7	Mark Bigelow (So.) vs. Southern Utah, 12/29/2001	5
	Mike Rose (Fr.) vs. Southern Utah, 11/21/2003	5
	Mike Rose (Sr.) vs. UNLV, 02/03/2007	5
	Jonathan Tavernari (So.) vs. North Carolina, 11/24/2007	5
	Jonathan Tavernari (Sr.) vs. Air Force, 02/13/2010	5
	Jimmer Fredette (Sr.) at Utah, 01/11/2011	5
	Jimmer Fredette (Sr.) vs. New Mexico, 03/11/2011	5
	Anson Winder (Fr.) vs. Buffalo, 12/20/2011	5
	Brock Zylstra (Sr.) at Southern Miss, 03/27/2013	5
	Chase Fischer (Sr.) vs. New Mexico, 12/23/2015	5

\*Nick Emery made five 3-pointers at San Francisco (02/11/2016) and vs. San Diego (02/16/2017). His statistics from 2015-17 were vacated by the NCAA Committee on Infractions.

## 3-Point Field Goals Attempted

Rk	Name vs. Opponent, Date	3FGA
1	Nick Sanderson (Jr.) vs. Louisiana State, 03/19/1992	10
	Chase Fischer (Jr.) vs. Chaminade, 11/25/2014	10
	Chase Fischer (Sr.) at Loyola Marymount, 01/21/2016	10
4	Jimmer Fredette (Jr.) at Arizona, 12/28/2009	9
	Chase Fischer (Sr.) vs. New Mexico, 12/23/2015	9

## 3-Point Field Goals Made, No Misses

Rk	Name vs. Opponent, Date	3FG
1	Jonathan Tavernari (Sr.) vs. Air Force, 02/13/2010	5
	Anson Winder (Fr.) vs. Buffalo, 12/20/2011	5
3	Todd Christensen (So.) vs. San Diego State, 02/13/1999	4
	Austin Ainge (Sr.) at Air Force, 02/27/2007	4
	Sam Burgess (Sr.) vs. Idaho State, 11/14/2007	4

\*Nick Emery made five 3-pointers without a miss vs. San Diego (02/16/2017). His statistics from 2015-17 were vacated by the NCAA Committee on Infractions.

## Free Throws Made

Rk	Name vs. Opponent, Date	FT
1	Steve Trumbo (Sr.) at Cal-State Fullerton, 11/28/1981	12
2	Tyler Haws (So.) vs. Utah State, 02/19/2013	10
	John Fairchild (Jr.) vs. Arizona, 02/29/1964	10
	Doug Howard (Jr.) vs. Utah, 02/08/1969	10
	Kresimir Cosic (Jr.) vs. Utah, 02/19/1972	10
	Devin Durrant (Sr.) at UTEP, 02/04/1984	10

## Free Throws Attempted

Rk	Name vs. Opponent, Date	FTA
1	Gary Dahlman (So.) at Arizona State, 01/11/1963	14
2	Kresimir Cosic (Jr.) vs. Utah, 02/19/1972	12
	Steve Trumbo (Sr.) at Cal-State Fullerton, 11/28/1981	12
	Brett Applegate (Jr.) vs. Colorado State, 02/17/1983	12
	Devin Durrant (Sr.) at UTEP, 02/04/1984	12
	Tyler Haws (So.) vs. Utah State, 02/19/2013	12
	Kyle Collinsworth (Sr.) at Pacific, 01/02/2016	12

## Free Throws Made, No Misses

Rk	Name vs. Opponent, Date	FT
1	Steve Trumbo (Sr.) at Cal-State Fullerton, 11/28/1981	12
2	John Fairchild (Jr.) vs. Arizona, 02/29/1964	10
3	Phil Tollestrup (Sr.) at UTEP, 03/03/1972	9
	Jimmer Fredette (Sr.) vs. UNLV, 02/05/2011	9

## Rebounds

Rk	Name vs. Opponent, Date	Reb
1	Jim Eakins (So.) vs. Wyoming, 02/26/1966	17
2	Scott Warner (Sr.) at Texas Tech, 12/18/1969	16
3	Jim Eakins (Sr.) vs. Santa Clara, 12/23/1967	15
	Kresimir Cosic (So.) at Arizona, 01/30/1971	15
	Mark Handy (So.) at Wyoming, 03/07/1975	15
	Gary Trost (Jr.) vs. McNeese State, 12/19/1991	15
7	Tom Gneiting (So.) at Colorado State, 01/19/1985	14
	Brandon Davies (Jr.) vs. San Diego, 12/31/2011	14
9	John Fairchild (Jr.) vs. Michigan State, 12/23/1963	13
	John Fairchild (Sr.) vs. Wyoming, 03/05/1965	13
	Craig Raymond (Jr.) vs. Utah, 02/05/1966	13
	Kyle Davis (Jr.) vs. Utah Valley, 11/13/2015	13

## Assists

Rk	Name vs. Opponent, Date	Ast
1	Randy Reid (Sr.) at Texas Tech, 12/22/1995	9
	Kyle Collinsworth (Sr.) vs. UAB, 03/16/2016	9
3	Nathan Call (Sr.) at San Diego State, 02/06/1992	8
	Brian Dignan (Jr.) vs. Pepperdine, 12/13/1997	8
	Matt Montague (Sr.) at New Mexico, 01/19/2002	8
	Rashaun Broadus (Jr.) vs. Lamar, 11/30/2005	8
	Kyle Collinsworth (So.) at Stanford, 11/11/2013	8
	Kyle Collinsworth (Jr.) vs. Portland, 03/09/2015	8
	Kyle Collinsworth (Sr.) vs. Pepperdine, 01/30/2016	8
	Kyle Collinsworth (Sr.) vs. Portland, 02/25/2016	8

## Blocks

Rk	Name vs. Opponent, Date	Blk
1	Shawn Bradley (Fr.) vs. Virginia, 03/14/1991	6
2	Shawn Bradley (Fr.) at LaSalle, 12/04/1990	5
	Shawn Bradley (Fr.) vs. Eastern Kentucky, 12/07/1990	5
4	Shawn Bradley (Fr.) vs. East Tennessee St., 11/14/1990	4
	Shawn Bradley (Fr.) vs. Wyoming, 01/26/1991	4
	Shawn Bradley (Fr.) vs. Colorado State, 01/31/1991	4
	Shawn Bradley (Fr.) vs. Colorado State, 03/07/1991	4
	Fernando Malaman (Jr.) vs. Weber State, 12/17/2005	4
	Vuk Ivanovic (Jr.) vs. Seton Hall, 12/30/2006	4
	Trent Plaisted (So.) vs. San Diego State, 01/06/2007	4
	Corbin Kaufusi (So.) vs. Adams State, 11/20/2015	4

## Steals

Rk	Name vs. Opponent, Date	Stl
1	Marty Haws (Jr.) vs. St. John's, 11/26/1988	5
	Shane Knight (Jr.) vs. Oklahoma Baptist, 12/11/1993	5
	Robbie Reid (So.) at Utah, 03/04/1995	5
	Jackson Emery (Jr.) vs. Southern, 11/24/2009	5
	Jackson Emery (Jr.) vs. Utah, 01/30/2010	5

\*Nick Emery had five steals at Saint Mary's (01/05/2017). His statistics from 2015-17 were vacated by the NCAA Committee on Infractions.



## Individual Game Records – 2nd Half

## Points

Rk	Name vs. Opponent, Date	Pts
1	Dave Eastis (Jr.) vs. New Mexico, 02/05/1960	30
	Jimmer Fredette (Jr.) vs. TCU, 03/11/2010	30
3	Michael Smith (So.) vs. UTEP, 02/07/1987	28
	Russell Larson (Jr.) vs. Nicholls State, 12/10/1993	28
	Jimmer Fredette (Sr.) at Buffalo, 12/30/2010	28
6	Danny Ainge (Sr.) vs. North Texas State, 12/12/1980	27
7	Michael Smith (Sr.) vs. New Mexico, 02/18/1989	26
	Rafael Araujo (Sr.) vs. Oklahoma State, 12/06/2003	26
	Tyler Haws (Sr.) at Utah State, 12/02/2014	26
	Chase Fischer (Sr.) at Utah, 12/02/2015	26
11	Kari Liimo (Sr.) vs. St. Francis, 02/01/1969	25
	Jimmer Fredette (Jr.) at Arizona, 12/28/2009	25
	Jimmer Fredette (Sr.) vs. New Mexico, 03/02/2011	25
14	Kresimir Cosic (Jr.) at Utah State, 12/22/1971	24
	Michael Smith (So.) vs. Michigan State, 12/29/1986	24
	Kenneth Roberts (So.) vs. New Mexico, 03/03/1994	24
	Terrell Lyday (Jr.) at Utah State, 01/08/2000	24
	Jimmer Fredette (Sr.) vs. Wyoming, 03/05/2011	24
	Tyler Haws (Jr.) vs. Loyola Marymount, 01/11/2014	24

## Field Goals Made

Rk	Name vs. Opponent, Date	FG
1	Dave Eastis (Jr.) vs. New Mexico, 02/05/1960	14
2	Michael Smith (So.) vs. UTEP, 02/07/1987	12
3	Gary Earnest (Sr.) vs. Utah, 01/20/1961	10
	Dick Nemelka (Sr.) vs. Houston, 12/04/1965	10
	Danny Ainge (Sr.) vs. North Texas State, 12/12/1980	10
	Fred Roberts (Jr.) vs. North Texas State, 12/12/1980	10
	Michael Smith (So.) vs. Michigan State, 12/29/1986	10
	Michael Smith (Sr.) vs. New Mexico, 02/18/1989	10
	Jimmer Fredette (Sr.) at Buffalo, 12/30/2010	10

## Field Goals Attempted

Rk	Name vs. Opponent, Date	FGA
1	Dave Eastis (Jr.) vs. New Mexico, 02/05/1960	19
2	Robert Wilson (Jr.) vs. New Mexico State, 12/17/1960	18
	Tim Saarelainen (Sr.) at UTEP, 02/09/1985	18
	Jimmer Fredette (Sr.) at New Mexico, 01/29/2011	18
	Jimmer Fredette (Sr.) vs. New Mexico, 03/02/2011	18
6	Gary Dahlman (So.) at Arizona State, 01/11/1963	17
	Danny Ainge (Sr.) vs. San Diego State, 01/08/1981	17
	Mekeli Wesley (Jr.) at South Alabama, 12/21/1999	17
	Jimmer Fredette (Sr.) vs. New Mexico, 03/11/2011	17

## Field Goals Made, No Misses

Rk	Name vs. Opponent, Date	FG
1	Danny Ainge (Sr.) vs. North Texas State, 12/12/1980	10
2	Jay Cheesman (So.) at San Francisco, 12/13/1974	7
	Lee Cummmard (Sr.) at Weber State, 12/03/2008	7
	Brandon Davies (So.) at Creighton, 12/01/2010	7

## 3-Point Field Goals Made

Rk	Name vs. Opponent, Date	3FG
1	Nathan Call (Jr.) vs. Utah, 03/02/1991	5
	Jonathan Tavernari (Fr.) at San Diego State, 02/24/2007	5
	Jimmer Fredette (Sr.) at New Mexico, 01/29/2011	5
	Matt Carlino (So.) vs. Baylor, 04/02/2013	5
	Chase Fischer (Sr.) vs. Belmont, 11/28/2015	5
	Zac Seljaas (Fr.) vs. Central Michigan, 12/18/2015	5
	Jake Toolson (Sr.) at Pacific, 01/23/2020	5
	Alex Barcello (Jr.) at Loyola Marymount, 02/13/2020	5

\*Nick Emery made five 3-pointers at San Francisco (02/11/2016). His statistics from 2015-17 were vacated by the NCAA Committee on Infractions.

## 3-Point Field Goals Attempted

Rk	Name vs. Opponent, Date	3FGA
1	Matt Carlino (So.) vs. Baylor, 04/02/2013	11
2	Chase Fischer (Sr.) vs. UAB, 03/16/2016	9
	Jonathan Tavernari (Jr.) vs. Wake Forest, 01/03/2009	9

## 3-Point Field Goals Made, No Misses

Rk	Name vs. Opponent, Date	3FG
1	Nathan Call (Jr.) vs. Utah, 03/02/1991	5
	Alex Barcello (Jr.) at Loyola Marymount, 02/13/2020	5
3	Bryon Ruffner (Jr.) at Mississippi State, 12/02/1995	4
	Danny Bower (Jr.) vs. Wyoming, 01/15/1998	4
	Terrell Lyday (Jr.) at South Alabama, 12/21/1999	4
	Terrell Lyday (Jr.) vs. Bowling Green, 03/15/2000	4
	Trent Whiting (Sr.) vs. Boise State, 12/21/2000	4
	Terrell Lyday (Sr.) vs. Air Force, 03/08/2001	4
	Brock Reichner (Sr.) at Utah State, 12/22/2005	4
	Charles Abouo (Sr.) vs. Nevada, 11/25/2011	4
	Nick Emery (Jr.) vs. Loyola Marymount, 02/02/2019	4

## Free Throws Made

Rk	Name vs. Opponent, Date	FT
1	Jimmer Fredette (Jr.) vs. TCU, 03/11/2010	21
2	Michael Smith (Sr.) vs. Wyoming, 03/02/1989	12
	Travis Hansen (Sr.) at New Mexico, 03/03/2003	12
	Jimmer Fredette (Jr.) vs. Bradley, 11/13/2009	12
	Noah Hartsock (Sr.) at Portland, 02/04/2012	12
	Tyler Haws (Sr.) at Utah State, 12/02/2014	12
	Chase Fischer (Sr.) vs. Pacific, 02/06/2016	12
	Eric Mika (So.) vs. Portland, 02/04/2017	12

## Free Throws Attempted

Rk	Name vs. Opponent, Date	FTA
1	Jimmer Fredette (Jr.) vs. TCU, 03/11/2010	21
2	Eric Mika (So.) vs. Portland, 02/04/2017	18
3	Kenneth Roberts (Sr.) vs. Air Force, 01/08/1996	14
	Terrell Lyday (Sr.) vs. Southern Utah, 12/14/2000	14
	Mekeli Wesley (Sr.) at New Mexico, 03/01/2001	14
	Rafael Araujo (Sr.) vs. Oklahoma State, 12/06/2003	14
	Keena Young (Sr.) at Wyoming, 02/06/2007	14
	Jimmer Fredette (Jr.) vs. Bradley, 11/13/2009	14

## Free Throws Made, No Misses

Rk	Name vs. Opponent, Date	FT
1	Jimmer Fredette (Jr.) vs. TCU, 03/11/2010	21
2	Travis Hansen (Sr.) at New Mexico, 03/03/2003	12
	Noah Hartsock (Sr.) at Portland, 02/04/2012	12
	Tyler Haws (Sr.) at Utah State, 12/02/2014	12
	Chase Fischer (Sr.) vs. Pacific, 02/06/2016	12
6	Doug Howard (Sr.) vs. Arizona, 02/14/1970	11
	Kresimir Cosic (Jr.) vs. Cincinnati, 12/18/1971	11
	Devin Durrant (Jr.) vs. St. Joseph's, 12/29/1982	11
	Ron Selleaze (Jr.) vs. Utah, 01/10/1998	11

## Rebounds

Rk	Name vs. Opponent, Date	Reb
1	Alan Taylor (Sr.) at Tulsa, 12/07/1979	15
2	Kari Liimo (Sr.) vs. St. Francis, 02/01/1969	14
	Jay Cheesman (Sr.) vs. Niagara, 12/11/1976	14
4	Jim Eakins (Jr.) vs. Loyola, 12/20/1966	13

## Assists

Rk	Name vs. Opponent, Date	Ast
1	Kyle Collinsworth (Sr.) at Loyola Marymount, 01/21/2016	10
2	Averian Parrish (Jr.) vs. TCU, 12/06/1985	9
	Nathan Call (Sr.) vs. New Mexico, 01/30/1992	9
	Matt Carlino (So.) vs. Washington, 03/19/2013	9
	Kyle Collinsworth (Jr.) at Portland, 02/26/2015	9
6	Mike Maxwell (So.) at Wyoming, 01/09/1982	8
	Brian Taylor (Jr.) vs. UTEP, 02/07/1987	8
	Randy Reid (Fr.) vs. Oregon State, 12/29/1992	8
	Robbie Reid (So.) vs. Colorado State, 02/09/1995	8
	Matt Montague (Sr.) vs. Idaho, 12/15/2001	8
	Matt Montague (Sr.) vs. Wyoming, 02/02/2002	8
	Kyle Collinsworth (Sr.) vs. Utah State, 12/09/2015	8
	Kyle Collinsworth (Sr.) vs. Portland, 02/25/2016	8

## Blocks

Rk	Name vs. Opponent, Date	Blk
1	Shawn Bradley (Fr.) vs. Eastern Kentucky, 12/07/1990	9
2	Shawn Bradley (Fr.) vs. Utah State, 11/24/1990	6
	Shawn Bradley (Fr.) vs. Tulsa, 12/22/1990	6
4	Shawn Bradley (Fr.) vs. Arizona State, 12/12/1990	5
	Yoeli Childs (So.) vs. Mississippi Valley State, 11/11/2017	5
6	Alan Pollard (Fr.) vs. UCLA, 12/19/1984	4
	Shawn Bradley (Fr.) at Colorado State, 01/17/1991	4
	Shawn Bradley (Fr.) vs. Utah, 03/09/1991	4
	Shawn Bradley (Fr.) vs. Virginia, 03/14/1991	4
	Russell Larson (Sr.) vs. Fresno State, 02/23/1995	4
	Jacob Hawkins (Jr.) vs. Denver, 12/01/1998	4
	Lee Cummmard (Jr.) vs. Pepperdine, 12/15/2007	4
	James Anderson (Fr.) vs. Boise State, 12/10/2008	4
	Noah Hartsock (Sr.) at Utah, 12/10/2011	4

## Steals

Rk	Name vs. Opponent, Date	Stl
1	Mark Bigelow (Fr.) vs. Arizona, 11/28/1998	6
2	Keith Rice (Jr.) vs. North Carolina, 12/28/1977	5
	Shawn Bradley (Fr.) vs. Arizona State, 12/12/1990	5
	Jimmer Fredette (So.) at San Diego State, 02/24/2009	5
	Brandon Davies (Jr.) at Portland, 02/04/2012	5



## Individual Game Records – Either Half

## Points

Rk	Name vs. Opponent, Date	Pts	Half
1	Jimmer Fredette (Sr.) vs. New Mexico, 03/11/2011	33	1st
2	Jimmer Fredette (Sr.) at Utah, 01/11/2011	32	1st
3	Marty Haws (Sr.) vs. Siena, 11/24/1989	30	1st
	Dave Eastis (Jr.) vs. New Mexico, 02/05/1960	30	2nd
	Jimmer Fredette (Jr.) vs. TCU, 03/11/2010	30	2nd
6	Tyler Haws (So.) vs. Virginia Tech, 12/29/2012	29	1st
7	Michael Smith (So.) vs. UTEP, 02/07/1987	28	2nd
	Russell Larson (Jr.) vs. Nicholls State, 12/10/1993	28	2nd
	Jimmer Fredette (Sr.) at Buffalo, 12/30/2010	28	2nd
10	Chase Fischer (Jr.) vs. Chaminade, 11/25/2014	27	1st
	Danny Ainge (Sr.) vs. North Texas State, 12/12/1980	27	2nd

## Field Goals Made

Rk	Name vs. Opponent, Date	FG	Half
1	Jimmer Fredette (Sr.) vs. New Mexico, 03/11/2011	14	1st
	Dave Eastis (Jr.) vs. New Mexico, 02/05/1960	14	2nd
3	Marty Haws (Sr.) vs. Siena, 11/24/1989	12	1st
	Bob Quinney (Jr.) vs. Michigan State, 12/23/1963	12	1st
	Michael Smith (So.) vs. UTEP, 02/07/1987	12	2nd
6	Danny Ainge (Jr.) vs. NC-Charlotte, 12/29/1979	11	1st
	John Fairchild (Sr.) vs. Arizona, 02/26/1965	11	1st

## Field Goals Attempted

Rk	Name vs. Opponent, Date	FGA	Half
1	Jimmer Fredette (Sr.) vs. New Mexico, 03/11/2011	20	1st
2	Dave Eastis (Jr.) vs. New Mexico, 02/05/1960	19	2nd
3	Bob Quinney (Jr.) vs. Michigan State, 12/23/1963	18	1st
	Kresimir Cosic (Jr.) at Colorado State, 01/27/1972	18	1st
	Robert Wilson (Jr.) vs. New Mexico State, 12/17/1960	18	2nd
	Tim Saarelainen (Sr.) at UTEP, 02/09/1985	18	2nd
	Jimmer Fredette (Sr.) at New Mexico, 01/29/2011	18	2nd
	Jimmer Fredette (Sr.) vs. New Mexico, 03/02/2011	18	2nd

## Field Goals Made, No Misses

Rk	Name vs. Opponent, Date	FG	Half
1	Danny Ainge (Sr.) vs. North Texas State, 12/12/1980	10	2nd
	Yoeli Childs (Sr.) vs. Weber State, 12/21/2019	10	1st
3	Devin Durrant (So.) vs. Hawaii, 02/28/1980	9	1st
	Russell Larson (Sr.) at San Joe State, 12/29/1994	9	1st
5	Kresimir Cosic (So.) vs. Arizona, 02/26/1971	8	1st
	Kenneth Roberts (Jr.) vs. Tulane, 03/16/1995	8	1st
7	Alan Taylor (So.) vs. McNeese State, 12/13/1977	7	1st
	Jay Cheesman (So.) at San Francisco, 12/13/1974	7	2nd
	Lee Cumnard (Sr.) at Weber State, 12/03/2008	7	2nd
	Brandon Davies (So.) at Creighton, 12/01/2010	7	2nd

## 3-Point Field Goals Made

Rk	Name vs. Opponent, Date	3FG	Half
1	Chase Fischer (Jr.) vs. Chaminade, 11/25/2014	9	1st
2	Andy Toolson (Sr.) vs. Northwestern, 12/21/1989	6	1st
	Jimmer Fredette (Jr.) at Arizona, 12/28/2009	6	1st
	Tyler Haws (So.) vs. Virginia Tech, 12/29/2012	6	1st
	Chase Fischer (Jr.) vs. Portland, 03/09/2015	6	1st
	Alex Barcello (Sr.) at Pepperdine, 02/12/2022	6	1st

## 3-Point Field Goals Attempted

Rk	Name vs. Opponent, Date	3FGA	Half
1	Matt Carlino (So.) vs. Baylor, 04/02/2013	11	2nd
2	Nick Sanderson (Jr.) vs. Louisiana State, 03/19/1992	10	1st
	Chase Fischer (Jr.) vs. Chaminade, 11/25/2014	10	1st
	Chase Fischer (Sr.) at Loyola Marymount, 01/21/2016	10	1st
5	Jimmer Fredette (Jr.) at Arizona, 12/28/2009	9	1st
	Chase Fischer (Sr.) vs. New Mexico, 12/23/2015	9	1st
	Chase Fischer (Sr.) vs. UAB, 03/16/2016	9	2nd
	Jonathan Tavernari (Jr.) vs. Wake Forest, 01/03/2009	9	2nd

## 3-Point Field Goals Made, No Misses

Rk	Name vs. Opponent, Date	3FG	Half
1	Jonathan Tavernari (Sr.) vs. Air Force, 02/13/2010	5	1st
	Anson Winder (Fr.) vs. Buffalo, 12/20/2011	5	1st
	Nathan Call (Jr.) vs. Utah, 03/02/1991	5	2nd
	Alex Barcello (Jr.) at Loyola Marymount, 02/13/2020	5	2nd
5	Todd Christensen (So.) vs. San Diego State, 02/13/1999	4	1st
	Austin Ainge (Sr.) at Air Force, 02/27/2007	4	1st
	Sam Burgess (Sr.) vs. Idaho State, 11/14/2007	4	1st
	Bryon Ruffner (Jr.) at Mississippi State, 12/02/1995	4	2nd
	Danny Bower (Jr.) vs. Wyoming, 01/15/1998	4	2nd
	Terrell Lyday (Jr.) at South Alabama, 12/21/1999	4	2nd
	Terrell Lyday (Jr.) vs. Bowling Green, 03/15/2000	4	2nd
	Trent Whiting (Sr.) vs. Boise State, 12/21/2000	4	2nd
	Terrell Lyday (Sr.) vs. Air Force, 03/08/2001	4	2nd
	Brock Reichner (Sr.) at Utah State, 12/22/2005	4	2nd
	Charles Abouo (Sr.) vs. Nevada, 11/25/2011	4	2nd
	Nick Emery (Jr.) vs. Loyola Marymount, 02/02/2019	4	2nd

\*Nick Emery made five 3-pointers in the first half vs. San Diego (02/16/2017).

His statistics from 2015-17 were vacated by the NCAA Committee on Infractions.

## Free Throws Made

Rk	Name vs. Opponent, Date	FT	Half
1	Jimmer Fredette (Jr.) vs. TCU, 03/11/2010	21	2nd
2	Steve Trumbo (Sr.) at Cal-State Fullerton, 11/28/1981	12	1st
	Michael Smith (Sr.) vs. Wyoming, 03/02/1989	12	2nd
	Kenneth Roberts (So.) vs. New Mexico, 03/03/1994	12	2nd
	Travis Hansen (Sr.) at New Mexico, 03/03/2003	12	2nd
	Jimmer Fredette (Jr.) vs. Bradley, 11/13/2009	12	2nd
	Noah Hartsock (Sr.) at Portland, 02/04/2012	12	2nd
	Tyler Haws (Sr.) at Utah State, 12/02/2014	12	2nd
	Chase Fischer (Sr.) vs. Pacific, 02/06/2016	12	2nd
	Eric Mika (So.) vs. Portland, 02/04/2017	12	2nd

## Free Throws Attempted

Rk	Name vs. Opponent, Date	FTA	Half
1	Jimmer Fredette (Jr.) vs. TCU, 03/11/2010	21	2nd
2	Eric Mika (So.) vs. Portland, 02/04/2017	18	2nd
3	Gary Dahlman (So.) at Arizona State, 01/11/1963	14	1st
	Kenneth Roberts (Sr.) vs. Air Force, 01/08/1996	14	2nd
	Terrell Lyday (Jr.) vs. Southern Utah, 12/14/2000	14	2nd
	Mekeli Wesley (Sr.) at New Mexico, 03/01/2001	14	2nd
	Rafael Araujo (Sr.) vs. Oklahoma State, 12/06/2003	14	2nd
	Keena Young (Sr.) at Wyoming, 02/06/2007	14	2nd
	Jimmer Fredette (Jr.) vs. Bradley, 11/13/2009	14	2nd

## Free Throws Made, No Misses

Rk	Name vs. Opponent, Date	FT	Half
1	Jimmer Fredette (Jr.) vs. TCU, 03/11/2010	21	2nd
2	Steve Trumbo (Sr.) at Cal-State Fullerton, 11/28/1981	12	1st
	Travis Hansen (Sr.) at New Mexico, 03/03/2003	12	2nd
	Noah Hartsock (Sr.) at Portland, 02/04/2012	12	2nd
	Tyler Haws (Sr.) at Utah State, 12/02/2014	12	2nd
	Chase Fischer (Sr.) vs. Pacific, 02/06/2016	12	2nd
7	Doug Howard (Sr.) vs. Arizona, 02/14/1970	11	2nd
	Kresimir Cosic (Jr.) vs. Cincinnati, 12/18/1971	11	2nd
	Devin Durrant (Jr.) vs. St. Joseph's, 12/29/1982	11	2nd
	Ron Selleaze (Jr.) vs. Utah, 01/10/1998	11	2nd
11	John Fairchild (Jr.) vs. Arizona, 02/29/1964	10	1st

## Rebounds

Rk	Name vs. Opponent, Date	Reb	Half
1	Jim Eakins (So.) vs. Wyoming, 02/26/1966	17	1st
2	Scott Warner (Sr.) at Texas Tech, 12/18/1969	16	1st
3	Jim Eakins (Sr.) vs. Santa Clara, 12/23/1967	15	1st
	Kresimir Cosic (So.) at Arizona, 01/30/1971	15	1st
	Mark Handy (So.) at Wyoming, 03/07/1975	15	1st
	Gary Trost (Jr.) vs. McNeese State, 12/19/1991	15	1st
	Alan Taylor (Sr.) at Tulsa, 12/07/1979	15	2nd
8	Tom Gneiting (So.) at Colorado State, 01/19/1985	14	1st
	Brandon Davies (Jr.) vs. San Diego, 12/31/2011	14	1st
	Kari Liimo (Sr.) vs. St. Francis, 02/01/1969	14	2nd
	Jay Cheesman (Sr.) vs. Niagara, 12/11/1976	14	2nd
12	John Fairchild (Jr.) vs. Michigan State, 12/23/1963	13	1st
	John Fairchild (Sr.) vs. Wyoming, 03/05/1965	13	1st
	Craig Raymond (Jr.) vs. Utah, 02/05/1966	13	1st
	Kyle Davis (Jr.) vs. Utah Valley, 11/13/2015	13	1st
	Jim Eakins (Jr.) vs. Loyola, 12/20/1966	13	2nd

## Assists

Rk	Name vs. Opponent, Date	Ast	Half
1	Kyle Collinsworth (Sr.) at Loyola Marymount, 01/21/2016	10	2nd
2	Randy Reid (Sr.) at Texas Tech, 12/22/1995	9	1st
	Kyle Collinsworth (Sr.) vs. UAB, 03/16/2016	9	1st
	Averian Parrish (Jr.) vs. TCU, 12/06/1985	9	2nd
	Nathan Call (Sr.) vs. New Mexico, 01/30/1992	9	2nd
	Matt Carlino (So.) vs. Washington, 03/19/2013	9	2nd
	Kyle Collinsworth (Jr.) at Portland, 02/26/2015	9	2nd

## Blocks

Rk	Name vs. Opponent, Date	Blk	Half
1	Shawn Bradley (Fr.) vs. Eastern Kentucky, 12/07/1990	9	2nd
2	Shawn Bradley (Fr.) vs. Virginia, 03/14/1991	6	1st
	Shawn Bradley (Fr.) vs. Utah State, 11/24/1990	6	2nd
	Shawn Bradley (Fr.) vs. Tulsa, 12/22/1990	6	2nd
5	Shawn Bradley (Fr.) at LaSalle, 12/04/1990	5	1st
	Shawn Bradley (Fr.) vs. Eastern Kentucky, 12/07/1990	5	1st
	Shawn Bradley (Fr.) vs. Arizona State, 12/12/1990	5	2nd
	Yoeli Childs (So.) vs. Mississippi Valley State, 11/11/2017	5	2nd

## Steals

Rk	Name vs. Opponent, Date	Stl	Half
1	Mark Bigelow (Fr.) vs. Arizona, 11/28/1998	6	2nd
2	Marty Haws (Jr.) vs. St. John's, 11/26/1988	5	1st
	Shane Knight (Jr.) vs. Oklahoma Baptist, 12/11/1993	5	1st
	Robbie Reid (So.) at Utah, 03/04/1995	5	1st
	Jackson Emery (Jr.) vs. Southern, 11/24/2009	5	1st
	Jackson Emery (Jr.) vs. Utah, 01/30/2010	5	1st
	Keith Rice (Jr.) vs. North Carolina, 12/28/1977	5	2nd
	Shawn Bradley (Fr.) vs. Arizona State, 12/12/1990	5	2nd
	Jimmer Fredette (So.) at San Diego State, 02/24/2009	5	2nd
	Brandon Davies (Jr.) at Portland, 02/04/2012	5	2nd

\*Nick Emery had five steals in the first half at Saint Mary's (01/05/2017). His statistics from 2015-17 were vacated by the NCAA Committee on Infractions.



Team Game Records – 1st Half

Points Scored

Rk	Opponent, Date	Pts
1	vs. Hofstra, 11/30/1983	66
	vs. Chaminade, 11/25/2014	66
3	at Americas, 12/10/1965	64
	vs. Utah, 03/05/1966	64
5	vs. Arizona State, 02/27/1965	62
	vs. Sacramento State, 02/25/1993	62
7	vs. Utah State, 12/19/1987	61
8	vs. Santa Clara, 12/19/1964	60
	at Utah, 02/20/1965	60
	vs. Loyola, 12/20/1966	60
	vs. Central Connecticut, 01/02/1988	60
	vs. Chicago State, 11/20/2010	60

Field Goals Made

Rk	Opponent, Date	FG
1	at Americas, 12/10/1965	29
	vs. Hofstra, 11/30/1983	29
3	vs. Arizona State, 02/27/1965	27
4	vs. Utah, 03/05/1966	26
	at San Diego State, 01/24/1980	26
6	vs. Houston, 12/04/1965	25
	vs. San Diego State, 03/01/1980	25
	vs. Central Connecticut, 01/02/1988	25
9	vs. Michigan State, 12/23/1963	24
	vs. Loyola, 12/20/1966	24
	at Colorado State, 02/21/1980	24
	vs. Utah State, 12/03/1986	24
	vs. Pittsburgh, 12/23/1986	24
	vs. North Texas, 12/08/1989	24

Field Goal Attempts

Rk	Opponent, Date	FGA
1	vs. Arizona State, 02/27/1965	54
2	at Utah State, 02/01/1968	53
3	vs. Utah, 03/05/1966	52
4	vs. Michigan State, 12/23/1963	51
	at Utah State, 01/09/1965	51
	at Denver, 12/13/1973	51
7	vs. Oklahoma City, 03/14/1965	50
	vs. Villanova, 12/29/1970	50
9	at Utah, 02/05/1966	49
10	vs. Rice, 12/20/1963	48
	vs. Denver, 02/12/1966	48
	vs. Utah State, 01/06/1968	48
	vs. Boise State, 12/01/1976	48

Field Goal Percentage

Rk	Opponent, Date	(FG-FGA) Pct
1	vs. Weber State, 12/21/2019	(20-25) .800
2	at Santa Clara, 01/13/2018	(19-24) .792
3	at Weber State, 01/06/1983	(17-22) .773
4	at UTEP, 03/03/1972	(15-20) .750
5	at San Francisco, 01/03/2015	(20-27) .741
	at Santa Clara, 12/17/1965	(20-27) .741
	vs. New Mexico, 01/13/1979	(20-27) .741
8	vs. Utah, 03/10/1994	(17-23) .739
	vs. Montana Tech, 11/30/2019	(17-23) .739
10	vs. Eastern New Mexico, 01/02/2010	(22-30) .733
11	vs. Utah, 02/04/1988	(16-22) .727
	vs. North Texas, 12/08/1989	(24-33) .727
13	vs. Utah State, 12/19/1987	(21-29) .724
	vs. Houston, 12/14/1996	(21-29) .724
	vs. Colorado State, 02/11/2009	(21-29) .724

3-Point Field Goals

Rk	Opponent, Date	3FG
1	vs. Chaminade, 11/25/2014	14
2	at San Francisco, 01/03/2015	11
3	vs. TCU, 03/02/1999	10
	at Arizona, 12/28/2009	10
	vs. Air Force, 02/13/2010	10
	vs. vs Ole Miss, 03/17/2015	10
7	vs. UTEP, 02/27/1999	9
	vs. UNLV, 03/05/2005	9
	vs. UNLV, 02/03/2007	9
	vs. Rice, 11/21/2008	9
	at TCU, 02/19/2011	9
	vs. Gonzaga, 03/19/2011	9
	vs. Loyola Marymount, 01/10/2015	9
	vs. New Mexico, 12/23/2015	9
	at San Francisco, 02/11/2016	9
	at Pacific, 01/03/2019	9
	vs. Virginia Tech, 11/27/2019	9
	vs. UNLV, 12/07/2019	9
	vs. Portland, 01/11/2020	9
	at San Francisco, 01/25/2020	9
	at Pepperdine, 02/12/2022	9
	vs. Northern Iowa, 03/19/2022	9

3-Point Field Goal Attempts

Rk	Opponent, Date	3FGA
1	at New Mexico, 01/05/1989	21
	vs. Nevada, 12/10/2019	21
3	vs. Loyola Marymount, 01/10/2015	20
	vs. Gonzaga, 02/27/2016	20
	at Portland, 02/07/2019	20
	vs. Virginia Tech, 11/27/2019	20
	vs. Oral Roberts, 12/28/2019	20
8	at UNLV, 01/22/1998	19
	at Colorado State, 01/15/2005	19
	at Wake Forest, 01/08/2008	19
	vs. Gonzaga, 02/22/2020	19

3-Point Field-Goal Percentage\*

Rk	Opponent, Date	(3FG-3FGA) Pct
1	vs. Utah State, 12/19/1987	(6-6) 1.000
2	at UCLA, 11/15/2006	(8-9) .889
3	vs. Rice, 11/30/2002	(6-7) .857
	at Air Force, 02/27/2007	(6-7) .857
5	at San Diego State, 01/20/2003	(8-10) .800
	at Weber State, 12/13/2014	(8-10) .800
	vs. Colorado State, 02/13/1988	(4-5) .800
	at Utah State, 11/30/1989	(4-5) .800
	vs. UTEP, 01/11/1990	(4-5) .800
	vs. Southern Utah, 12/11/1992	(4-5) .800
11	vs. Chaminade, 11/25/2014	(14-18) .778
	vs. Colorado State, 02/11/2009	(7-9) .778
	vs. Texas, 11/25/2013	(7-9) .778

\*Minimum 5 Attempts

Free Throws Made

Rk	Opponent, Date	FT
1	at Kansas, 12/19/1959	20
	vs. New Mexico, 02/25/1966	20
	vs. UNLV, 12/05/1981	20
	vs. Saint Mary's, 12/10/1983	20
	vs. Sacramento State, 02/25/1993	20
6	vs. Arizona, 02/29/1964	19
	vs. Utah, 02/19/1972	19
	vs. Hawaii, 01/07/1988	19
	vs. Santa Clara, 02/06/2014	19
10	vs. Utah State, 12/19/1970	18
	vs. Utah, 02/03/1973	18
	vs. UCLA, 12/19/1984	18
	vs. Nevada, 12/03/1994	18

Free Throw Attempts

Rk	Opponent, Date	FTA
1	vs. Utah, 02/19/1972	28
2	at Arizona State, 03/01/1968	27
3	vs. Santa Clara, 12/19/1964	26
	vs. UCLA, 12/19/1984	26
5	vs. Saint Mary's, 12/10/1983	25
	vs. Hawaii, 01/07/1988	25
7	vs. Utah, 02/03/1973	24
8	at Kansas, 12/19/1959	23
	vs. Seattle, 12/07/1968	23
	at Utah State, 01/23/1971	23
	vs. Kansas State, 12/03/1971	23
	vs. UNLV, 12/05/1981	23

Free-Throw Percentage\*

Rk	Opponent, Date	(FT-FTA) Pct
1	vs. Arizona, 02/29/1964	(19-19) 1.000
	at Wyoming, 02/10/1996	(15-15) 1.000
	vs. Fordham, 12/11/1982	(14-14) 1.000
	vs. Wyoming, 02/26/1966	(12-12) 1.000
	at Miami, 02/04/1989	(12-12) 1.000
	vs. California Berkeley, 02/14/1989	(12-12) 1.000
	vs. UNLV, 01/16/2003	(12-12) 1.000
	at UNLV, 02/06/2010	(12-12) 1.000
	at Weber State, 12/15/2012	(12-12) 1.000
	vs. San Francisco, 02/09/2013	(12-12) 1.000
	vs. Denver, 12/21/1968	(11-11) 1.000
	vs. USC, 12/23/2000	(11-11) 1.000

\*Minimum 5 Free Throw Attempts

Rebounds

Rk	Opponent, Date	Reb
1	at Utah State, 01/09/1965	39
2	vs. Utah State, 01/06/1968	38
3	vs. Santa Clara, 12/19/1964	37
	vs. Saint Mary's, 12/10/1966	37
5	at Utah, 02/23/1963	36
	vs. Utah, 02/22/1964	36
	vs. McNeese State, 12/19/1991	36
8	vs. Utah State, 01/31/1964	35
	at Denver, 12/13/1973	35
10	vs. New Mexico State, 12/17/1960	34
	vs. Montana, 02/02/1963	34
	at Americas, 12/10/1965	34
	vs. Arizona State, 03/03/1967	34
	vs. Coppin State, 11/17/2016	34

Offensive Rebounds

Rk	Opponent, Date	OReb
1	vs. Louisiana State, 03/19/1992	15
	at Gonzaga, 02/23/2012	15
3	vs. UNLV, 01/06/2010	14
	vs. Utah State, 11/30/2016	14
5	vs. Colorado State, 03/09/1995	13
	at Georgia, 12/21/1996	13
	at Pepperdine, 01/23/2016	13
8	vs. Weber State, 12/12/1995	12
	vs. San Diego State, 01/08/2005	12
	vs. San Francisco, 02/08/2014	12
	vs. Loyola Marymount, 03/08/2014	12

Assists

Rk	Opponent, Date	Ass
1	vs. San Diego State, 03/01/1980	21
2	vs. Hawaii, 02/28/1980	19
3	vs. Colorado State, 02/11/2009	17
	vs. UAB, 03/16/2016	17
5	at San Diego State, 01/24/1980	16
	vs. Air Force, 02/20/1993	16
	vs. Eastern New Mexico, 01/02/2010	16
	vs. Air Force, 02/13/2010	16
	vs. San Francisco, 01/07/2012	16
	vs. Chaminade, 11/25/2014	16
	at Santa Clara, 01/13/2018	16
	vs. Portland, 01/11/2020	16

Blocks

Rk	Opponent, Date	Blk
1	vs. Eastern Kentucky, 12/07/1990	8
	vs. Southern Utah, 12/21/2007	8
3	vs. Virginia, 03/14/1991	7
	vs. Weber State, 12/07/2011	7
5	vs. Stetson, 12/21/1990	6
	vs. Hawaii, 03/11/1993	6
	vs. Adams State, 11/20/2015	6
	vs. Utah State, 12/09/2015	6
	vs. Pepperdine, 01/19/2017	6
	at Pacific, 01/21/2017	6
	at San Francisco, 02/11/2017	6

Steals

Rk	Opponent, Date	Stl
1	vs. Gonzaga, 02/02/2012	12
2	vs. Southern Virginia, 11/19/2014	11
3	at Utah, 03/03/2010	10
	at Wyoming, 02/02/2011	10
	vs. Valparaiso, 03/29/2016	10
6	vs. James Madison, 12/19/1990	9
	vs. Utah State, 12/18/1992	9
	at Colorado State, 01/28/2006	9
	at Idaho State, 11/29/2008	9
	vs. Southern, 11/24/2009	9
	at TCU, 03/06/2010	9
	vs. Chicago State, 11/20/2010	9
	vs. Northern Arizona, 12/27/2012	9
	vs. Chaminade, 11/25/2014	9

Turnovers

Rk	Opponent, Date	TO
1	at Arizona State, 02/15/1975	23
2	vs. Houston, 12/30/1978	19
	vs. Pepperdine, 12/15/2007	19
4	at UNLV, 02/12/1982	18
5	vs. Oklahoma, 12/21/1992	17
	at Arizona State, 11/27/1993	17
	at San Diego State, 11/14/1997	17
8	vs. Louisville, 11/25/1994	16
	at Washington, 11/26/1996	16
	at Weber State, 11/19/1998	16
	at Fresno State, 02/18/1999	16

\*Team records from 2015-16 and 2016-17 were vacated by the NCAA Committee on Infractions



TEAM GAME RECORDS – 2ND HALF

@BYUMB

Team Game Records – 2nd Half

Points Scored

Table with 3 columns: Rk, Opponent, Date, Pts. Lists top 12 scoring games.

Field Goals Made

Table with 3 columns: Rk, Opponent, Date, FG. Lists top 12 field goal making games.

Field Goal Attempts

Table with 3 columns: Rk, Opponent, Date, FGA. Lists top 12 field goal attempting games.

Field Goal Percentage

Table with 3 columns: Rk, Opponent, Date, (FG-FGA) Pct. Lists top 15 field goal percentage games.

3-Point Field Goals

Table with 3 columns: Rk, Opponent, Date, 3FG. Lists top 12 3-point field goal games.

3-Point Field Goal Attempts

Table with 3 columns: Rk, Opponent, Date, 3FGA. Lists top 12 3-point field goal attempting games.

3-Point Field-Goal Percentage\*

Table with 3 columns: Rk, Opponent, Date, (3FG-3FGA) Pct. Lists top 12 3-point field goal percentage games.

\*Minimum 5 Attempts

Free Throws Made

Table with 3 columns: Rk, Opponent, Date, FT. Lists top 12 free throw making games.

Free Throw Attempts

Table with 3 columns: Rk, Opponent, Date, FTA. Lists top 12 free throw attempting games.

Free-Throw Percentage\*

Table with 3 columns: Rk, Opponent, Date, (FT-FTA) Pct. Lists top 12 free throw percentage games.

\*Minimum 5 Free Throw Attempts

Rebounds

Table with 3 columns: Rk, Opponent, Date, Reb. Lists top 12 rebounding games.

Offensive Rebounds

Table with 3 columns: Rk, Opponent, Date, OReb. Lists top 12 offensive rebounding games.

Assists

Table with 3 columns: Rk, Opponent, Date, Ast. Lists top 12 assist games.

Blocks

Table with 3 columns: Rk, Opponent, Date, Blk. Lists top 12 block games.

Steals

Table with 3 columns: Rk, Opponent, Date, Stl. Lists top 12 steal games.

Turnovers

Table with 3 columns: Rk, Opponent, Date, TO. Lists top 12 turnover games.

Personal Fouls

Table with 3 columns: Rk, Opponent, Date, PF. Lists top 12 personal foul games.





Team Game Records – Either Half

Points Scored

Table with columns: Rk, Opponent, Date, Pts, Half. Lists game records for points scored.

Field Goals Made

Table with columns: Rk, Opponent, Date, FG, Half. Lists game records for field goals made.

Field Goal Attempts

Table with columns: Rk, Opponent, Date, FGA, Half. Lists game records for field goal attempts.

Field Goal Percentage

Table with columns: Rk, Opponent, Date, (FG-FGA) Pct, Half. Lists game records for field goal percentage.

3-Point Field Goals

Table with columns: Rk, Opponent, Date, 3FG, Half. Lists game records for 3-point field goals.

3-Point Field Goal Attempts

Table with columns: Rk, Opponent, Date, 3FGA, Half. Lists game records for 3-point field goal attempts.

3-Point Field-Goal Percentage\*

Table with columns: Rk, Opponent, Date, (3FG-3FGA) Pct, Half. Lists game records for 3-point field-goal percentage.

\*Minimum 5 Attempts

Free Throws Made

Table with columns: Rk, Opponent, Date, FT, Half. Lists game records for free throws made.

Free Throw Attempts

Table with columns: Rk, Opponent, Date, FTA, Half. Lists game records for free throw attempts.

Free-Throw Percentage\*

Table with columns: Rk, Opponent, Date, (FT-FTA) Pct, Half. Lists game records for free-throw percentage.

\*Minimum 5 Free Throw Attempts

Rebounds

Table with columns: Rk, Opponent, Date, Reb, Half. Lists game records for rebounds.

Offensive Rebounds

Table with columns: Rk, Opponent, Date, OReb, Half. Lists game records for offensive rebounds.

Assists

Table with columns: Rk, Opponent, Date, Ast, Half. Lists game records for assists.

Blocks

Table with columns: Rk, Opponent, Date, Blk, Half. Lists game records for blocks.

Steals

Table with columns: Rk, Opponent, Date, Stl, Half. Lists game records for steals.

\*Team records from 2015-16 and 2016-17 were vacated by the NCAA Committee on Infractions



Turnovers

Rk	Opponent, Date	TO	Half
1	at Arizona State, 02/15/1975	23	1st
2	vs. Houston, 12/30/1978	19	1st
	vs. Pepperdine, 12/15/2007	19	1st
	at San Diego State, 01/24/1980	19	2nd
5	at UNLV, 02/12/1982	18	1st
6	vs. Oklahoma, 12/21/1992	17	1st
	at Arizona State, 11/27/1993	17	1st
	at San Diego State, 11/14/1997	17	1st
9	vs. Louisville, 11/25/1994	16	1st
	at Washington, 11/26/1996	16	1st
	at Weber State, 11/19/1998	16	1st
	at Fresno State, 02/18/1999	16	1st
	at New Mexico, 01/15/1981	16	2nd

Personal Fouls

Rk	Opponent, Date	PF	Half
1	at UTEP, 02/09/1985	29	2nd
2	vs. Wichita State, 12/14/1962	26	2nd
3	vs. New Mexico, 01/05/1985	24	2nd
4	vs. Oregon State, 12/29/1992	23	2nd
5	at Weber State, 11/19/1998	22	2nd
6	vs. Davidson, 12/31/1974	21	2nd
	vs. TCU, 12/06/1985	21	2nd
	vs. Utah, 03/08/1990	21	2nd
	at New Mexico, 02/22/1992	21	2nd
	at Wyoming, 02/03/1994	21	2nd
	at UTEP, 02/02/1995	21	2nd

Individual Game Records – Overtime (since 1999-00)

Points

Rk	Name vs. Opponent, Date	Pts
1	Austin Ainge at UNLV, 02/05/2005	12
2	Jimmer Fredette vs. Florida, 03/18/2010	10
3	Kyle Collinsworth vs. Harvard, 12/22/2015	9
	Elijah Bryant at Pepperdine, 02/15/2018	9
5	Michael Vranes at Florida International, 01/23/1999	8
	TJ Haws vs. San Francisco, 02/10/2018	8
	Tyler Haws vs. San Francisco, 03/10/2014	8
	TJ Haws at San Diego, 02/14/2019	8
	Brandon Averette vs. Pacific, 01/30/2021	8
	Alex Barcello vs. Pacific, 01/30/2021	8
	Alex Barcello vs. Pepperdine, 03/08/2021	8

Field Goals Made

Rk	Name vs. Opponent, Date	FG
1	Michael Vranes at Florida International, 01/23/1999	3
	Austin Ainge at UNLV, 02/05/2005	3
	Kyle Collinsworth vs. Harvard, 12/22/2015	3
4	Travis Hansen at Utah State, 12/01/2001	2
	Travis Hansen at Pepperdine, 01/05/2002	2
	Travis Hansen at Colorado State, 03/02/2002	2
	Jared Jensen at Colorado State, 03/02/2002	2
	Mike Hall vs. San Diego State, 02/09/2004	2
	Rafael Araujo vs. San Diego State, 02/09/2004	2
	Jimmer Fredette at Utah, 01/27/2009	2
	Jonathan Tavernari at Utah, 01/27/2009	2
	Jimmer Fredette vs. Florida, 03/18/2010	2
	Jimmer Fredette vs. South Florida, 11/26/2010	2
	Tyler Haws at Oregon, 12/21/2013	2
	Kyle Collinsworth at Portland, 01/23/2014	2
	TJ Haws vs. San Francisco, 02/10/2018	2
	Elijah Bryant at Pepperdine, 02/15/2018	2
	TJ Haws at San Diego, 02/14/2019	2
	Yoeli Childs at San Diego, 02/14/2019	2
	TJ Haws at Boise State, 11/20/2019	2
	Alex Barcello at Utah, 12/04/2019	2
	Brandon Averette vs. Pacific, 01/30/2021	2
	Alex Barcello vs. Pacific, 01/30/2021	2
	Matt Haarms vs. Pacific, 01/30/2021	2

Field Goals Attempted

Rk	Name vs. Opponent, Date	FGA
1	Tyler Haws at Portland, 01/23/2014	6
2	Jimmer Fredette vs. South Florida, 11/26/2010	5
	Matt Carlino at Portland, 01/23/2014	5
4	Travis Hansen at Colorado State, 03/02/2002	4
	Keena Young at Lamar, 12/13/2006	4
	Rashaun Broadus at Lamar, 12/13/2006	4
	Matt Carlino at Oregon, 12/21/2013	4
	Kyle Collinsworth at Oregon, 12/21/2013	4
	Tyler Haws at Portland, 01/23/2014	4
	Tyler Haws vs. San Francisco, 03/10/2014	4
	Kyle Collinsworth vs. Harvard, 12/22/2015	4
	Yoeli Childs vs. Saint Mary's, 12/30/2017	4
	TJ Haws vs. San Francisco, 02/10/2018	4
	TJ Haws at Boise State, 11/20/2019	4
	Alex Barcello vs. Pacific, 01/30/2021	4

Field Goals Made, No Misses

Rk	Name vs. Opponent, Date	FG
1	Michael Vranes at Florida International, 01/23/1999	3
	Austin Ainge at UNLV, 02/05/2005	3
3	Travis Hansen at Pepperdine, 01/05/2002	2
	Jared Jensen at Colorado State, 03/02/2002	2
	Mike Hall vs. San Diego State, 02/09/2004	2
	Rafael Araujo vs. San Diego State, 02/09/2004	2
	Jimmer Fredette vs. Florida, 03/18/2010	2
	Kyle Collinsworth at Portland, 01/23/2014	2
	TJ Haws at San Diego, 02/14/2019	2

3-Point Field Goals Made

Rk	Name vs. Opponent, Date	3FG
1	Jonathan Tavernari at Utah, 01/27/2009	2
	Jimmer Fredette vs. Florida, 03/18/2010	2

3-Point Field Goals Attempted

Rk	Name vs. Opponent, Date	3FGA
1	Rashaun Broadus at Lamar, 12/13/2006	3
	Jonathan Tavernari at Utah, 01/27/2009	3
	Matt Carlino at Oregon, 12/21/2013	3
	Tyler Haws at Portland, 01/23/2014	3
	Matt Carlino at Portland, 01/23/2014	3

3-Point Field Goals Made, No Misses

Rk	Name vs. Opponent, Date	3FG
1	Jimmer Fredette vs. Florida, 03/18/2010	2

Free Throws Made

Rk	Name vs. Opponent, Date	FT
1	Tyler Haws vs. San Francisco, 03/10/2014	6
2	Austin Ainge at UNLV, 02/05/2005	5
	Anson Winder vs. UMass, 12/23/2014	5
	Elijah Bryant at Pepperdine, 02/15/2018	5
5	Trent Plaisted vs. TCU, 01/25/2006	4
	Sam Burgess at New Mexico, 02/26/2008	4
	Jimmer Fredette vs. Florida, 03/18/2010	4
	Michael Loyd Jr. vs. Florida, 03/18/2010	4
	Tyler Haws at Portland, 01/23/2014	4
	Skyler Halford vs. UMass, 12/23/2014	4
	TJ Haws vs. San Francisco, 02/10/2018	4
	TJ Haws at San Diego, 02/14/2019	4
	Alex Barcello vs. Pacific, 01/30/2021	4

Free Throws Attempted

Rk	Name vs. Opponent, Date	FTA
1	Austin Ainge at UNLV, 02/05/2005	6
	Jimmer Fredette vs. Florida, 03/18/2010	6
	Tyler Haws vs. San Francisco, 03/10/2014	6
	Anson Winder vs. UMass, 12/23/2014	6
	Alex Barcello vs. Pepperdine, 03/08/2021	6
6	Elijah Bryant at Pepperdine, 02/15/2018	5

Free Throws Made, No Misses

Rk	Name vs. Opponent, Date	FT
1	Tyler Haws vs. San Francisco, 03/10/2014	6
2	Elijah Bryant at Pepperdine, 02/15/2018	5
3	Trent Plaisted vs. TCU, 01/25/2006	4
	Sam Burgess at New Mexico, 02/26/2008	4
	Michael Loyd Jr. vs. Florida, 03/18/2010	4
	Tyler Haws at Portland, 01/23/2014	4
	Skyler Halford vs. UMass, 12/23/2014	4
	TJ Haws vs. San Francisco, 02/10/2018	4
	TJ Haws at San Diego, 02/14/2019	4
	Alex Barcello vs. Pacific, 01/30/2021	4

Rebounds

Rk	Name vs. Opponent, Date	Reb
1	Nate Austin at Portland, 01/23/2014	6
2	Kyle Collinsworth at Portland, 01/23/2014	5
3	Matt Haarms vs. Pacific, 01/30/2021	4
4	Travis Hansen at Pepperdine, 01/05/2002	3
	Rafael Araujo vs. San Diego State, 02/09/2004	3
	Trent Plaisted vs. TCU, 01/25/2006	3
	Brandon Davies vs. Florida, 03/18/2010	3
	Kyle Collinsworth vs. San Francisco, 03/10/2014	3

Assists

Rk	Name vs. Opponent, Date	Ast
1	Mark Bigelow vs. San Diego State, 02/09/2004	3
	Brandon Averette vs. Pacific, 01/30/2021	3
3	Matt Montague at Florida International, 01/23/1999	2
	Matt Montague at Pepperdine, 01/05/2002	2
	Jimmy Balderson at UNLV, 02/05/2005	2
	Keena Young vs. TCU, 01/25/2006	2
	Jimmer Fredette at Utah, 01/27/2009	2
	Lee Cummarid at Utah, 01/27/2009	2
	Jackson Emery vs. South Florida, 11/26/2010	2
	Kyle Collinsworth vs. Harvard, 12/22/2015	2
	TJ Haws at San Diego, 02/14/2019	2
	Te'Jon Lucas at Utah Valley, 12/01/2021	2

Blocks

Rk	Name vs. Opponent, Date	Blk
1	Trent Plaisted at New Mexico, 02/26/2008	1
	Jimmer Fredette vs. Florida, 03/18/2010	1
	Nate Austin at Portland, 01/23/2014	1
	Corbin Kaufusi vs. San Diego State, 11/24/2014	1
	Corbin Kaufusi vs. Purdue, 11/26/2014	1
	Isaac Neilson vs. Purdue, 11/26/2014	1
	Yoeli Childs at Illinois State, 11/28/2018	1
	Fousseyni Traore at Loyola Marymount, 02/10/2022	1

Steals

Rk	Name vs. Opponent, Date	Stl
1	Mike Hall vs. San Diego State, 02/09/2004	2
	Kyle Collinsworth vs. Purdue, 11/26/2014	2
	Jahshire Hardnett at Illinois State, 11/28/2018	2



Team Game Records – Overtime (since 1999-00)

Points Scored

Table with columns: Rk, Opponent, Date, Pts. Lists records for 1st through 8th place.

Field Goals Made

Table with columns: Rk, Opponent, Date, FG. Lists records for 1st through 9th place.

Field Goal Attempts

Table with columns: Rk, Opponent, Date, FGA. Lists records for 1st through 10th place.

Field Goal Percentage

Table with columns: Rk, Opponent, Date, (FG-FGA) Pct. Lists records for 1st through 9th place.

3-Point Field Goals

Table with columns: Rk, Opponent, Date, 3FG. Lists records for 1st through 3rd place.

3-Point Field Goal Attempts

Table with columns: Rk, Opponent, Date, 3FGA. Lists records for 1st through 6th place.

3-Point Field-Goal Percentage\*

Table with columns: Rk, Opponent, Date, (3FG-3FGA) Pct. Lists records for 1st through 6th place.

Free Throws Made

Table with columns: Rk, Opponent, Date, FT. Lists records for 1st through 9th place.

Free Throw Attempts

Table with columns: Rk, Opponent, Date, FTA. Lists records for 1st through 7th place.

Free-Throw Percentage\*

Table with columns: Rk, Opponent, Date, (FT-FTA) Pct. Lists records for 1st through 9th place.

Rebounds

Table with columns: Rk, Opponent, Date, Reb. Lists records for 1st through 8th place.

Offensive Rebounds

Table with columns: Rk, Opponent, Date, OReb. Lists records for 1st through 9th place.

Assists

Table with columns: Rk, Opponent, Date, Ast. Lists records for 1st through 4th place.

Blocks

Table with columns: Rk, Opponent, Date, Blk. Lists records for 1st through 2nd place.

Steals

Table with columns: Rk, Opponent, Date, STL. Lists records for 1st through 3rd place.

Turnovers

Table with columns: Rk, Opponent, Date, TO. Lists records for 1st through 4th place.

Personal Fouls

Table with columns: Rk, Opponent, Date, PF. Lists records for 1st through 10th place.

BYU in the NCAA Record Book

NCAA INDIVIDUAL RECORDS

Table with columns: Place, Category, Stat, Player. Lists individual records for 1st through 35th place.

NCAA TEAM RECORDS

Table with columns: Place, Category, Stat. Lists team records for 3rd through 7th place.

NCAA ANNUAL CHAMPIONS

Table with columns: Category, Stat, Player. Lists annual champions for 3-Point Percentage and Team Free-Throw Percentage.

SCORING LEADERS

There have been nearly 600 players in the history of the NCAA to score at least 2,000 points in their career. Six BYU players – Danny Ainge, Michael Smith, Devin Durrant, Jimmer Fredette, Tyler Haws and Yoeli Childs – have accomplished the feat.

\*Team records from 2015-16 and 2016-17 were vacated by the NCAA Committee on Infractions



BYU'S 1,000-POINT SCORERS

@BYUMB

1. TYLER HAWS • 2009-10, 12-15, G, 6-5 • 2,720 CAREER POINTS

Table with 21 columns: YEAR, G, GS, MIN, AVG, FG, FGA, PCT, 3FG, FGA, PCT, FT, FTA, PCT, REB, RPG, A, APG, TO, BLK, STL, PTS, PPG. Rows for 2009-10, 2012-13, 2013-14, 2014-15, and Career.

• Led BYU to the NIT semifinals as a sophomore in 2013 • Honorable Mention AP All-American in 2014, 2015 • WCC Player of the Year in 2014 • Top-10 in scoring in the NCAA in 2013, 2014, 2015

2. JIMMER FREDETTE • 2007-2011, G, 6-2 • 2,599 CAREER POINTS

Table with 21 columns: YEAR, G, GS, MIN, AVG, FG, FGA, PCT, 3FG, FGA, PCT, FT, FTA, PCT, REB, RPG, A, APG, TO, BLK, STL, PTS, PPG. Rows for 2007-08, 2008-09, 2009-10, 2010-11, and Career.

• 2011 Consensus National Player of the Year (Wooden, Naismith, etc.) • A consensus All-American in 2011 • 2011 MWC Player of the Year, three-time first-team All-MWC • Led the nation in scoring in 2010-11

3. DANNY AINGE • 1977-81, G, 6-5 • 2,467 CAREER POINTS

Table with 21 columns: YEAR, G, GS, MIN, AVG, FG, FGA, PCT, 3FG, FGA, PCT, FT, FTA, PCT, REB, RPG, A, APG, TO, BLK, STL, PTS, PPG. Rows for 1977-78, 1978-79, 1979-80, 1980-81, and Career.

• Won Eastman and John Wooden Award in his senior season • Scored game winning lay-up in Sweet Sixteen against Notre Dame • Drafted by both Toronto (MLB) and Boston (NBA) • NCAA record, scoring in double figures in 112 consecutive games

4. MICHAEL SMITH • 1983-84, 1986-89, F, 6-10 • 2,319 CAREER POINTS

Table with 21 columns: YEAR, G, GS, MIN, AVG, FG, FGA, PCT, 3FG, FGA, PCT, FT, FTA, PCT, REB, RPG, A, APG, TO, BLK, STL, PTS, PPG. Rows for 1983-84, 1986-87, 1987-88, 1988-89, and CAREER.

• Second-team UPI and third-team AP All-America as a junior • Third-team Basketball Weekly, Sporting News All-America HM as a senior

5. DEVIN DURRANT • 1978-80, 1982-84, F, 6-7 • 2,285 CAREER POINTS

Table with 21 columns: YEAR, G, GS, MIN, AVG, FG, FGA, PCT, 3FG, FGA, PCT, FT, FTA, PCT, REB, RPG, A, APG, TO, BLK, STL, PTS, PPG. Rows for 1978-79, 1979-80, 1982-83, 1983-84, and Career.

• AP All-America Second Team, UPI All-America Third Team • Holds the BYU record for scoring average of 27.9 in his senior season • WAC Player of the Year his junior year • Drafted in the second round by the Indiana Pacers

6. YOELI CHILDS • 2016-20, F, 6-8 • 1,609 CAREER POINTS

Table with 21 columns: YEAR, G, GS, MIN, AVG, FG, FGA, PCT, 3FG, FGA, PCT, FT, FTA, PCT, REB, RPG, A, APG, TO, BLK, STL, PTS, PPG. Rows for 2016-17, 2017-18, 2018-19, 2019-20, and Career.

• All-WCC First Team as a sophomore, junior and senior • NABC and USBWA All-District as a sophomore, junior and senior

7. TJ HAWS • 2016-19, G, 6-4 • 1,450 CAREER POINTS

Table with 21 columns: YEAR, G, GS, MIN, AVG, FG, FGA, PCT, 3FG, FGA, PCT, FT, FTA, PCT, REB, RPG, A, APG, TO, BLK, STL, PTS, PPG. Rows for 2016-17, 2017-18, 2018-19, 2019-20, and Career.

• All-WCC First Team as a freshman and senior • All-WCC Second Team as a junior

8. RUSSELL LARSON • 1991-95, F/C, 6-11 • 1,885 CAREER POINTS

Table with 21 columns: YEAR, G, GS, MIN, AVG, FG, FGA, PCT, 3FG, FGA, PCT, FT, FTA, PCT, REB, RPG, A, APG, TO, BLK, STL, PTS, PPG. Rows for 1991-92, 1992-93, 1993-94, 1994-95, and Career.

• First-team All-WAC by Coaches and Writers • GTE/CoSIDA Second Team Academic All-America

9. FRED ROBERTS • 1978-82, F, 6-10 • 1,841 CAREER POINTS

Table with 21 columns: YEAR, G, GS, MIN, AVG, FG, FGA, PCT, 3FG, FGA, PCT, FT, FTA, PCT, REB, RPG, A, APG, TO, BLK, STL, PTS, PPG. Rows for 1978-79, 1979-80, 1980-81, 1981-82, and Career.

• First-team All-WAC • Basketball Writers District VII Team

10. JEFF CHATMAN • 1984-88, F, 6-6 • 1,824 CAREER POINTS

Table with 21 columns: YEAR, G, GS, MIN, AVG, FG, FGA, PCT, 3FG, FGA, PCT, FT, FTA, PCT, REB, RPG, A, APG, TO, BLK, STL, PTS, PPG. Rows for 1984-85, 1985-86, 1986-87, 1987-88, and Career.

• Honorable Mention All-America by Sporting News his senior season • Twice selected to the USBWA All-District VII Team





BYU'S 1,000-POINT SCORERS

@BYUMBB

21. ROLAND MINSON • 1948-51, F, 6-0 • 1,407 CAREER POINTS

Table with columns: YEAR, G, GS, MIN, AVG, FG, FGA, PCT, 3FG, FGA, PCT, FT, FTA, PCT, REB, RPG, A, APG, TO, BLK, STL, PTS, PPG. Rows include 1948-49, 1949-50, 1950-51, and Career totals.

• MVP in the NIT tourney won by the Cougars in 1951 • Drafted in the first round by the New York Knicks

22. ANDY TOOLSON • 1984-85, 1987-90, F, 6-6 • 1,388 CAREER POINTS

Table with columns: YEAR, G, GS, MIN, AVG, FG, FGA, PCT, 3FG, FGA, PCT, FT, FTA, PCT, REB, RPG, A, APG, TO, BLK, STL, PTS, PPG. Rows include 1984-85, 1987-88, 1988-89, 1989-90, and Career totals.

• Named first-team Academic All-America during his senior year

23. TRENT PLAISTED • 2004-08, C, 6-11 • 1,372 CAREER POINTS

Table with columns: YEAR, G, GS, MIN, AVG, FG, FGA, PCT, 3FG, FGA, PCT, FT, FTA, PCT, REB, RPG, A, APG, TO, BLK, STL, PTS, PPG. Rows include 2004-05, 2005-06, 2006-07, 2007-08, and Career totals.

• 2006 Scout.com Freshman All-America Second Team • 2008 MWC First Team and 2007 MWC Second Team

24. MARTY HAWS • 1986-90, G, 6-2 • 1,337 CAREER POINTS

Table with columns: YEAR, G, GS, MIN, AVG, FG, FGA, PCT, 3FG, FGA, PCT, FT, FTA, PCT, REB, RPG, A, APG, TO, BLK, STL, PTS, PPG. Rows include 1986-87, 1987-88, 1988-89, 1989-90, and Career totals.

• First-team All-WAC selection his senior year • Led the Cougars in both points and assists his senior season

25. ALEX BARCELLO • 2019-22, G, 6-2 • 1,319 CAREER POINTS

Table with columns: YEAR, G, GS, MIN, AVG, FG, FGA, PCT, 3FG, FGA, PCT, FT, FTA, PCT, REB, RPG, A, APG, TO, BLK, STL, PTS, PPG. Rows include 2019-20, 2020-21, 2021-22, and Career totals.

AP All-American Honorable Mention as a junior • First-team All-WCC selection as a junior and senior • Led the Cougars in scoring as a junior and senior

26. DICK NEMELKA • 1962-66, G, 6-2 • 1,299 CAREER POINTS

Table with columns: YEAR, G, GS, MIN, AVG, FG, FGA, PCT, 3FG, FGA, PCT, FT, FTA, PCT, REB, RPG, A, APG, TO, BLK, STL, PTS, PPG. Rows include 1963-64, 1964-65, 1965-66, and Career totals.

• Named All-America by Look and Converse as a senior • Led the Cougars to the 1966 NIT Championship

27. ALAN TAYLOR • 1976-80, C, 6-10 • 1,284 CAREER POINTS

Table with columns: YEAR, G, GS, MIN, AVG, FG, FGA, PCT, 3FG, FGA, PCT, FT, FTA, PCT, REB, RPG, A, APG, TO, BLK, STL, PTS, PPG. Rows include 1976-77, 1977-78, 1978-79, 1979-80, and Career totals.

• Set a Marriott Center record in his season finale with 23 rebounds • Named All-WAC First Team

28. JACKSON EMERY • 2005-06, 2008-11, G, 6-3 • 1,235 CAREER POINTS

Table with columns: YEAR, G, GS, MIN, AVG, FG, FGA, PCT, 3FG, FGA, PCT, FT, FTA, PCT, REB, RPG, A, APG, TO, BLK, STL, PTS, PPG. Rows include 2005-06, 2008-09, 2009-10, 2010-11, and Career totals.

• BYU's all-time steals leader (season and career) • Three-time MWC All-Defensive Team and 2011 MWC Defensive Player of the Year

29. DOUG RICHARDS • 1971-74, G, 6-3 • 1,218 CAREER POINTS

Table with columns: YEAR, G, GS, MIN, AVG, FG, FGA, PCT, 3FG, FGA, PCT, FT, FTA, PCT, REB, RPG, A, APG, TO, BLK, STL, PTS, PPG. Rows include 1971-72, 1972-73, 1973-74, and Career totals.

• Leading scorer his senior season • Two-time second-team all-conference

30. GARY TROST • 1987-88, 1990-93, C, 6-10 • 1,205 CAREER POINTS

Table with columns: YEAR, G, GS, MIN, AVG, FG, FGA, PCT, 3FG, FGA, PCT, FT, FTA, PCT, REB, RPG, A, APG, TO, BLK, STL, PTS, PPG. Rows include 1987-88, 1990-91, 1991-92, 1992-93, and Career totals.

• All-WAC First Team as a junior and senior • Honorable Mention All-America by the Associated Press his senior season

31. MATT CARLINO • 2011-14, G, 6-2 • 1,201 CAREER POINTS

Table with columns: YEAR, G, GS, MIN, AVG, FG, FGA, PCT, 3FG, FGA, PCT, FT, FTA, PCT, REB, RPG, A, APG, TO, BLK, STL, PTS, PPG. Rows include 2011-12, 2012-13, 2013-14, and Career totals.

• Honorable Mention All-WCC as a freshman and junior • WCC All-Freshman





# BYU'S 1,000-POINT SCORERS

@BYUMB

### 44. GARY EARNEST • 1958-61, G, 6-0 • 1,108 CAREER POINTS

YEAR	G	GS	MIN	AVG	FG	FGA	PCT	3FG	FGA	PCT	FT	FTA	PCT	REB	RPG	A	APG	TO	BLK	STL	PTS	PPG
1958-59	26	—	—	—	142	357	.398	—	—	—	76	113	.673	95	3.7	—	—	—	—	—	360	13.8
1959-60	25	—	—	—	119	380	.313	—	—	—	81	102	.794	80	3.2	—	—	—	—	—	319	12.8
1960-61	26	—	—	—	161	377	.427	—	—	—	107	137	.781	60	2.3	—	—	—	—	—	429	16.5
Career	77	—	—	—	422	1114	.379	—	—	—	264	352	.750	235	3.1	—	—	—	—	—	1108	14.4

• First-team all-conference as a senior • All-Skyline recognition as a sophomore

### 45. TERRELL LYDAY • 1999-01, G, 6-3 • 1,105 CAREER POINTS

YEAR	G	GS	MIN	AVG	FG	FGA	PCT	3FG	FGA	PCT	FT	FTA	PCT	REB	RPG	A	APG	TO	BLK	STL	PTS	PPG
1999-00	33	33	1098	33.3	183	405	.452	67	170	.394	132	178	.742	133	4.0	61	1.8	78	12	62	565	17.1
2000-01	33	33	1082	32.8	159	395	.403	60	151	.397	162	197	.822	92	2.8	66	2.0	76	13	37	540	16.4
Career	66	66	2180	33.0	342	800	.428	127	321	.396	294	375	.784	225	3.4	127	1.9	154	25	99	1105	16.7

• First-team All-MWC and all-tournament as a senior • MWC Newcomer of the Year as a junior

### 46. MARK HANDY • 1973-77 • 1,098 CAREER POINTS

YEAR	G	GS	MIN	AVG	FG	FGA	PCT	3FG	FGA	PCT	FT	FTA	PCT	REB	RPG	A	APG	TO	BLK	STL	PTS	PPG
1973-74	26	—	—	—	105	216	.486	—	—	—	45	65	.692	227	8.7	—	—	—	—	—	255	9.8
1974-75	26	—	—	—	119	222	.536	—	—	—	67	97	.691	236	9.1	—	—	—	—	—	305	11.7
1975-76	19	—	595	31.3	105	208	.505	—	—	—	40	56	.714	168	8.8	45	2.4	—	—	—	250	13.2
1976-77	25	—	750	30.0	113	207	.546	—	—	—	62	81	.765	170	6.8	26	1.0	—	—	—	288	11.5
Career	96	—	1345	14.0	442	853	.518	—	—	—	214	299	.716	801	8.3	71	0.7	—	—	—	1098	11.4

• A four-year starter

### 47. BRUCE BURTON • 1960-63, F, 6-4 • 1,089 CAREER POINTS

YEAR	G	GS	MIN	AVG	FG	FGA	PCT	3FG	FGA	PCT	FT	FTA	PCT	REB	RPG	A	APG	TO	BLK	STL	PTS	PPG
1960-61	26	—	—	—	122	302	.404	—	—	—	38	72	.528	234	9.0	—	—	—	—	—	282	10.8
1961-62	26	—	—	—	160	363	.441	—	—	—	42	74	.568	271	10.4	—	—	—	—	—	362	13.9
1962-63	26	—	—	—	192	408	.471	—	—	—	61	97	.629	271	10.4	—	—	—	—	—	445	17.1
Career	78	—	—	—	474	1073	.442	—	—	—	141	243	.580	776	9.9	—	—	—	—	—	1089	14.0

• First-team All-WAC as a senior

### 48. ERIC MIKA • 2013-14, 16-17, F, 6-10 • 1,080 CAREER POINTS

YEAR	G	GS	MIN	AVG	FG	FGA	PCT	3FG	FGA	PCT	FT	FTA	PCT	REB	RPG	A	APG	TO	BLK	STL	PTS	PPG
2013-14	33	29	844	25.6	139	264	.527	0	0	.000	111	180	.617	211	6.4	32	1.0	49	24	15	389	11.8
2016-17	34	34	974	28.6	233	441	.528	0	1	.000	225	295	.763	312	9.2	56	1.6	84	63	19	691	20.3
Career	67	63	1818	27.1	372	705	.528	0	1	.000	336	475	.707	523	7.8	88	1.3	133	87	34	1080	16.1

• 2017 All-WCC First Team • CoSIDA Academic All-America Second Team

### 49. KEENA YOUNG • 2005-07, F, 6-6 • 1,068 CAREER POINTS

YEAR	G	GS	MIN	AVG	FG	FGA	PCT	3FG	FGA	PCT	FT	FTA	PCT	REB	RPG	A	APG	TO	BLK	STL	PTS	PPG
2004-05	25	15	555	22.2	74	149	.497	0	3	.000	31	51	.608	140	5.6	17	0.7	23	17	15	179	7.2
2005-06	29	14	679	23.4	113	216	.523	0	1	.000	73	94	.777	167	5.8	32	1.1	43	11	18	299	10.3
2006-07	34	34	984	28.9	236	435	.543	0	0	.000	118	147	.803	223	6.6	50	1.5	75	5	15	590	17.4
Career	88	63	2218	25.2	423	800	.529	0	4	.000	222	292	.760	530	6.0	99	1.1	141	33	48	1068	12.1

• 2007 AP All-America Honorable Mention • 2007 MWC Player of the Year

### 50. SCOTT RUNIA • 1976-80, G, 6-1 • 1,051 CAREER POINTS

YEAR	G	GS	MIN	AVG	FG	FGA	PCT	3FG	FGA	PCT	FT	FTA	PCT	REB	RPG	A	APG	TO	BLK	STL	PTS	PPG
1976-77	26	—	572	22.0	61	153	.399	—	—	—	28	37	.757	48	1.8	65	2.5	—	—	—	150	5.8
1977-78	30	—	1080	36.0	150	280	.536	—	—	—	40	50	.800	63	2.1	145	4.8	67	2	35	340	11.3
1978-79	25	—	820	32.8	120	247	.486	—	—	—	50	57	.877	62	2.5	100	4.0	62	2	31	290	11.6
1979-80	29	—	788	27.2	114	248	.460	—	—	—	43	51	.843	38	1.3	95	3.3	56	4	26	271	9.3
Career	110	—	3260	29.6	445	928	.480	—	—	—	161	195	.826	211	1.9	405	3.7	185	8	92	1051	9.6

• Second-team All-WAC as a junior

### 51. BERNIE FRYER • 1970-72, G, 6-3 • 1,030 CAREER POINTS

YEAR	G	GS	MIN	AVG	FG	FGA	PCT	3FG	FGA	PCT	FT	FTA	PCT	REB	RPG	A	APG	TO	BLK	STL	PTS	PPG
1970-71	29	—	—	—	196	433	.453	—	—	—	165	222	.743	130	4.5	—	—	—	—	—	557	19.2
1971-72	26	—	—	—	168	353	.476	—	—	—	137	180	.761	82	3.2	—	—	—	—	—	473	18.2
Career	55	—	—	—	364	786	.463	—	—	—	302	402	.751	212	3.9	—	—	—	—	—	1030	18.7

• First-team All-WAC as a senior

### 52. DAVE EASTIS • 1958-61, C, 6-5 • 1,015 CAREER POINTS

YEAR	G	GS	MIN	AVG	FG	FGA	PCT	3FG	FGA	PCT	FT	FTA	PCT	REB	RPG	A	APG	TO	BLK	STL	PTS	PPG
1958-59	19	—	—	—	59	137	.431	—	—	—	28	53	.528	109	5.7	—	—	—	—	—	146	7.7
1959-60	24	—	—	—	181	397	.456	—	—	—	121	174	.695	245	10.2	—	—	—	—	—	483	20.1
1960-61	26	—	—	—	132	330	.400	—	—	—	122	158	.772	243	9.3	—	—	—	—	—	386	14.8
Career	69	—	—	—	372	864	.431	—	—	—	271	385	.704	597	8.7	—	—	—	—	—	1015	14.7

• First-team all-conference as a senior

*\*Nick Emery (2015-17, 18-19) scored 1,173 during his career. His statistics from 2015-17 were vacated by the NCAA.*







HIGHLIGHTS

- No. 9th in the nation in total rebounds (1,375) in defensive rebounds per game (28.6)
- 81-49 win over No. 12 Oregon at the Phil Knight Invitational handing the Ducks their largest loss as a ranked team
- Ranked as high as No. 12 in the AP Poll in November
- Alex Barcello named to All-WCC First Team, Fousseyni Traore named to All-Freshman Team
- Mark Pope became fourth coach in program history to win 20 or more games in each of their first three seasons
- Earned a No. 2 seed in the NIT where they made a run to the quarterfinals with wins over Long Beach State and Northern Iowa



Spencer Johnson



Head coach Mark Pope

Te'Jon Lucas



2021-22 GAME RESULTS

RECORD	OVERALL	HOME	AWAY	NEUTRAL
ALL GAMES	24-11	14-3	6-5	4-3
CONFERENCE	9-6	6-2	3-4	0-0
NON-CONFERENCE	15-5	8-1	3-1	4-3

DATE	OPPONENT	W/L	SCORE	ATTEND
11/09/21	Cleveland State	W	69-59	13,173
11/12/21	San Diego State	W	66-60	16,470
11/16/21	vs. No. 12/12 Oregon+	W	81-49	4,400
11/20/21	Central Methodist	W	97-61	15,220
11/24/21	Texas Southern	W	81-64	15,646
11/27/21	at Utah	W	75-64	11,443
12/01/21	at Utah Valley (OT)	L	65-72	7,503
12/04/21	at Missouri State	W	74-68	7,006
12/08/21	Utah State	W	82-71	15,669
12/11/21	vs. Creighton!	L	71-83	2,835
12/18/21	at Weber State	W	89-71	8,922
12/22/21	vs. South Florida#	W	54-39	4,463
12/23/21	vs. Vanderbilt#	L	67-69	3,880
12/25/21	vs. Liberty#	W	80-75	4,425
12/29/21	Westminster	W	65-53	15,808
01/06/22	Pacific*	W	73-51	13,584
01/08/22	Saint Mary's*	W	52-43	17,544
01/13/22	at No.2/2 Gonzaga*	L	84-110	6,000
01/15/22	at San Francisco*	W	71-69	2,133
01/20/22	San Diego*	W	79-71	12,748
01/22/22	Portland*	W	78-65	14,837
01/27/22	at Santa Clara*	L	76-77	1,100
01/29/22	at Pacific*	L	73-76	2,521
02/03/22	San Francisco*	L	59-73	13,361
02/05/22	No. 2/2 Gonzaga*	L	57-90	18,987
02/10/22	at Loyola Marymount* (OT)	W	83-82	1,090
02/12/22	at Pepperdine*	W	91-85	1,575
02/19/22	at Saint Mary's*	L	64-69	3,500
02/24/22	Loyola Marymount*	W	79-59	12,559
02/26/22	Pepperdine*	W	75-59	15,721
03/04/22	vs. Loyola Marymount@	W	85-60	----
03/05/22	vs. San Francisco@	L	63-75	1,799
03/16/22	Long Beach State\$	W	93-72	5,511
03/19/22	Northern Iowa\$	W	90-71	7,554
03/23/22	Washington State\$	L	58-77	11,148

+ Phil Knight Invitational (Portland, Ore.)  
 ! Game played at Sanford Pentagon (Sioux Falls, S.D.)  
 # Hawaiian Airlines Diamond Head Classic  
 \* WCC Game  
 @ WCC Tournament  
 \$ NIT



2021-22 TEAM STATISTICS

TEAM STATISTICS	BYU	OPP		
<b>SCORING</b>	2599	2392		
Points per game	74.2	68.3		
Scoring margin	+5.9	-		
<b>FIELD GOALS-ATT</b>	960-2101	862-2055		
Field goal pct	.457	.419		
<b>3 POINT FG-ATT</b>	280-793	236-771		
3-point FG pct	.353	.306		
3-pt FG made per game	8.0	6.7		
<b>FREE THROWS-ATT</b>	399-556	432-631		
Free throw pct	.718	.685		
F-Throws made per game	11.4	12.3		
<b>REBOUNDS</b>	1375	1133		
Rebounds per game	39.3	32.4		
Rebounding margin	+6.9	-		
<b>ASSISTS</b>	513	418		
Assists per game	14.7	11.9		
<b>TURNOVERS</b>	441	375		
Turnovers per game	12.6	10.7		
Turnover margin	-1.9	-		
Assist/turnover ratio	1.2	1.1		
<b>STEALS</b>	170	214		
Steals per game	4.9	6.1		
<b>BLOCKS</b>	111	101		
Blocks per game	3.2	2.9		
<b>ATTENDANCE</b>	235,540	52,793		
Home games-Avg/Game	17-13855	11-4799		
Neutral site-Avg/Game	-	7-3115		
<b>SCORE BY PERIODS</b>	<b>1st</b>	<b>2nd</b>	<b>OT</b>	<b>Total</b>
BYU	1218	1364	17	2599
Opponents	1149	1220	23	2392



Alex Barcello



BYU IN THE 2021-22 WCC AND NCAA STATISTICAL RATING

WCC STATS	ALL	CONF	WCC – INDIVIDUAL	TOP BYU PLAYER – ALL	TOP BYU PLAYER – CONF	
Scoring Offense	5	4	Scoring	Alex Barcello 4	Alex Barcello 5	
Scoring Defense	5	4	Rebounding	Fousseyni Traore 3	Fousseyni Traore 3	
Scoring Margin	3	2	FG Percentage	Fousseyni Traore 4	Fousseyni Traore 2	
FT Percentage	4	7	Assists	Te'Jon Lucas 4	Te'Jon Luas 6	
FG Percentage	6	3	FT Percentage	Alex Barcello 6	Alex Barcello 10	
FG Percentage Defense	3	3	Steals	Te'Jon Lucas 17	Te'Jon Lucas 11	
3FG Percentage	4	3	3FG Percentage	Alex Barcello 5	Alex Barcello 6	
3FG Percentage Defense	3	5	3FG Made/Game	Alex Barcello 2	Alex Barcello 1	
3-Point FG Made/Game	3		Blocked Shots	Fousseyni Traore 5	Fousseyni Traore 5	
Rebounding Margin	2	2	Assist/TO Ratio	Alex Barcello 7	Alex Barcello 8	
Blocked Shots	5	5	Offensive Rebounds	Fousseyni Traore 2	Fousseyni Traore 2	
Assists	5	6	Defensive Rebounds	Fousseyni Traore 4	Fousseyni Traore 3	
Steals	10	8	Minutes Played	Alex Barcello 11	Alex Barcello 11	
Turnover Margin	10					
Assist/Turnover Ratio	4					
Offensive Rebounds	1	2				
Defensive Rebounds	2	3				
NCAA STATS – TEAM	RANK	BYU	NCAA STATS - INDIVIDUAL	BYU PLAYER	RANK	ACTUAL
Won-Lost Percentage	65	68.6	3-Point Field Goal Percentage	Alex Barcello	12	42.1
Scoring Offense	87	74.3	Total Assists	Te'Jon Lucas	37	160
Scoring Defense	147	68.3	Total Rebounds	Fousseyni Traore	39	280
Scoring Margin	90	+5.9	Free Throw Percentage	Alex Barcello	44	86.5
Field-Goal Percentage	85	45.7	Rebounds Per Game	Fousseyni Traore	44	8.5
Field-Goal Percentage Defense	107	41.9	3-Point Field Goals Made	Alex Barcello	48	88
Three-Point FGs Per Game	115	8.0	Assists Per Game	Te'Jon Lucas	53	4.7
Three-Point FG Percentage	89	35.3	Double-Doubles	Fousseyni Traore	60	9
Three-Point FG Defense	40	30.6	Offensive Rebounds Per Game	Fousseyni Traore	61	2.8
Free-Throw Percentage	164	71.8	3-Point Field Goals Per Game	Alex Barcello	93	2.5
Rebound Margin	15	+6.9				
Assists Per Game	67	14.7				
Assist Turnover Ratio	91	1.2				
Blocked Shots Per Game	173	3.2				
Steals Per Game	323	4.9				
Turnovers Per Game	179	12.6				
Turnover Margin	296	-1.9				
Personal Fouls Per Game	254	17.7				
Fewest Turnovers	276	441				
Offensive Rebounds Per Game	114	10.7				
Defensive Rebounds Per Game	9	28.5				
Turnovers Forced	311	10.7				

# BYU/OPPONENT GAME-BY-GAME STATISTICS



## #BYUHOOPS

Opponent	1st	2nd	Score	Mar	Total FG	FG Pct	3-Pointers	3FG Pct	Free Throws	FT Pct
Cleveland State	34/27	35/32	69-59	+10	21-47/20-56	.447/.357	5-19/4-16	.263/.250	22-27/15-24	.815/.625
San Diego State	32/30	34/30	66-60	+6	22-57/24-61	.386/.393	4-18/3-22	.229/.136	18-23/9-19	.783/.474
vs. Oregon	37/18	44/31	81-49	+32	34-57/17-53	.596/.321	9-22/3-14	.409/.214	4-7/12-19	.571/.632
Central Methodist	46/29	51/32	97-61	+36	38-67/22-44	.567/.500	11-24/4-12	.458/.333	10-16/13-19	.625/.684
Texas Southern	43/30	38/34	81-64	+17	28-71/23-59	.394/.390	8-32/3-17	.250/.176	17-27/15-22	.630/.682
at Utah	27/29	48/35	75-64	+22	30-66/24-57	.455/.421	2-12/6-23	.167/.261	13-18/10-12	.722/.833
at Utah Valley (OT)	24/22	31/33	65-72	(7)	23-72/21-67	.319/.313	7-27/5-19	.259/.263	12-17/25-35	.706/.714
at Missouri State	35/27	39/41	74-68	+6	27-56/27-66	.482/.409	6-23/5-18	.261/.278	14-20/9-12	.700/.750
Utah State	45/33	37/38	82-71	+11	26-52/26-51	.500/.510	11-24/10-27	.458/.370	19-22/9-20	.864/.450
vs. Creighton!	30/48	41/35	71-83	(12)	27-69/27-60	.391/.450	12-23/8-24	.522/.333	5-8/21-25	.625/.840
at Weber State	41/33	48/38	89-71	+18	33-67/23-56	.493/.411	16-26/8-29	.615/.276	7-8/17-23	.875/.739
vs. South Florida#	31/22	23/17	54-39	+15	18-50/16-62	.360/.258	6-22/2-21	.273/.095	12-16/5-7	.750/.714
vs. Vanderbilt#	35/30	32/39	67-69	(2)	24-58/24-61	.414/.393	8-20/8-26	.400/.308	11-15/13-18	.733/.722
vs. Liberty#	32/33	48/42	80-75	+5	24-51/26-53	.471/.491	3-19/11-27	.158/.407	29-35/12-18	.829/.667
Westminster	29/24	36/29	65-53	+12	25-58/20-59	.431/.339	14-31/10-30	.452/.333	1-3/3-6	.333/.500
Pacific*	35/31	38/20	73-51	+22	25-52/19-61	.481/.311	12-25/7-25	.480/.280	11-16/6-8	.688/.750
Saint Mary's*	28/16	24/27	52-43	+9	22-56/17-58	.393/.293	1-13/4-23	.077/.174	7-11/5-6	.636/.833
at Gonzaga*	49-61	35/49	84-110	(26)	32-74/43-62	.432/.694	13-29/11-21	.448/.524	7-10/13-20	.700/.650
at San Francisco*	27/28	44/41	71-69	+2	25-58/21-65	.431/.323	7-19/3-23	.368/.130	14-18/24-28	.778/.857
San Diego*	31/31	48/40	79-71	+8	29-59/29-63	.492/.460	7-21/8-20	.333/.400	14-17/5-7	.824/.714
Portland*	39/34	39/31	78-65	+13	30-60/24-55	.500/.436	11-27/8-23	.407/.348	7-11/9-18	.636/.500
at Santa Clara*	39/37	37/40	76-77	(1)	31-63/31-67	.492/.463	8-22/6-19	.364/.316	6-8/9-15	.750/.600
at Pacific*	28/33	45/43	73-76	(3)	25-59/24-59	.424/.407	7-22/9-22	.318/.409	16-20/19-26	.800/.731
San Francisco*	25/40	34/33	59-73	(14)	22-55/25-64	.400/.391	3-13/8-30	.231/.267	12-25/15-21	.480/.714
Gonzaga*	23/47	34/43	57-90	(33)	21-71/32-61	.296/.525	6-26/8-21	.231/.381	9-11/18-22	.818/.818
at Loyola Marymount* (OT)	33/45	43/31	83-82	+1	30-59/35-62	.508/.565	12-31/10-23	.387/.435	11-15/2-6	.733/.333
at Pepperdine*	48/38	43/47	91-85	+6	32-50/33-56	.640/.589	15-23/10-23	.652/.435	12-16/9-13	.750/.692
at Saint Mary's*	30/34	34/35	64-69	(5)	25-56/26-54	.446/.481	5-15/8-22	.333/.364	9-11/9-14	.818/.643
Loyola Marymount*	45/28	34/31	79-79	+20	33-61/19-49	.541/.388	7-19/7-19	.368/.368	6-6/14-21	1000/667
Pepperdine*	36/33	39/26	75-59	+16	29-63/24-64	.460/.375	7-26/6-21	.269/.286	10-16/5-9	.625/.556
vs. Loyola Marymount@	43-28	42-34	85-60	+25	32-59/22-53	.542/.415	5-15/3-15	.333/.200	16-22/13-21	.727/.619
vs. San Francisco@	24/27	39/48	63-75	(12)	22-58/24-56	.379/.429	3-20/7-20	.150/.350	16-25/20-30	.640/.667
Long Beach State\$	41/46	52/26	93-72	+21	36-65/19-57	.554/.333	10-28/3-22	.357/.136	11-15/31-41	.733/.756
Northern Iowa\$	47/42	43/29	90-71	+19	36-69/26-58	.522/.448	16-37/11-27	.432/.407	2-6/8-11	.333/.727
Washington State\$	26/35	32/42	58-77	(19)	23-56/29-66	.411/.439	3-20/9-27	.150/.333	9-15/10-15	.600/.667

Opponent	Reb	Mar	Assist	TO	Block	Steal	Fouls
Cleveland State	41/31	+10	12/10	14/6	7/2	1/6	17/24
San Diego State	42/38	+4	12/9	11/11	4/1	1/6	18/23
vs. Oregon	34/26	+8	15/7	12/12	5/2	5/3	18/13
Central Methodist	37/22	+15	24/9	9/20	2/2	9/5	19/18
Texas Southern	52/38	+14	17/9	8/12	4/3	7/4	19/19
at Utah	45/28	+17	16/10	7/9	4/5	7/5	13/12
at Utah Valley (OT)	53/50	+3	15/13	15/10	6/8	6/11	24/17
at Missouri State	34/39	(5)	6/6	9/12	5/2	6/4	16/18
Utah State	32/26	+6	20/17	14/17	1/2	5/9	18/18
vs. Creighton!	42/36	+6	13/13	15/9	5/7	3/3	19/14
at Weber State	38/27	+11	19/10	14/13	0/3	8/6	19/14
vs. South Florida#	48/30	+18	11/4	16/7	2/1	1/7	13/17
vs. Vanderbilt#	43/31	+12	13/12	19/10	4/4	6/8	22/16
vs. Liberty#	35/23	+12	11/18	10/11	1/1	4/1	18/24
Westminster	37/38	(1)	18/12	9/10	2/1	4/2	11/10
Pacific*	45/27	+18	17/8	17/10	4/2	4/11	11/14
Saint Mary's*	36/42	(6)	7/10	13/19	6/3	8/4	15/14
at Gonzaga*	33/33	---	11/28	14/11	2/7	8/6	21/16
at San Francisco*	34/36	(2)	14/9	12/11	6/8	3/6	19/19
San Diego*	38/28	+10	16/10	12/10	3/2	6/4	12/16
Portland*	41/28	+13	18/11	9/7	4/1	3/4	20/16
at Santa Clara*	40/31	+9	11/14	18/11	2/2	5/8	16/13
at Pacific*	39/36	+3	9/17	14/10	1/4	8/8	19/16
San Francisco*	37/45	(8)	10/15	14/9	5/3	3/7	19/22
Gonzaga*	38/46	(8)	10/20	16/14	0/0	7/4	18/14
at Loyola Marymount* (OT)	31/23	+8	20/9	9/9	4/0	5/4	17/15
at Pepperdine*	30/16	+14	18/21	18/9	1/2	5/9	20/16
at Saint Mary's*	34/26	+8	6/11	17/11	2/1	6/10	17/14
Loyola Marymount*	39/23	+16	23/9	10/9	2/0	2/4	19/15
Pepperdine*	45/35	+10	16/14	10/10	2/3	3/4	16/17
vs. Loyola Marymount@	44/25	+19	14/8	12/11	3/1	6/5	20/20
vs. San Francisco@	37/41	(4)	9/8	11/8	2/4	4/6	24/25
Long Beach State\$	45/30	+15	28/4	14/8	4/0	3/7	25/17
Northern Iowa\$	36/34	+2	22/15	6/12	3/1	5/4	10/14
Washington State\$	40/39	+1	12/11	13/6	3/4	3/11	17/19



Gideon George

Note: Game totals are displayed in the format BYU/OPPONENT for each category



# INDIVIDUAL GAME-BY-GAME (POINTS-REBOUNDS-ASSISTS)

@BYUMB

Opponent	Date	Score	W/L	0		1		3		4		5		10		13		20	
				Erickson	Stewart	Lucas	Ally Atiki	George	Hansen	Barcello	Johnson	Knell	Knight	Lohner	Harward	Traore	Baxter	Brown	
Cleveland State	11/09/21	69-59	W	DNP	DNP	5-3-3	DNP	3-7-2	DNP	DNP	24-2-4	13-3-1							
San Diego State	11/12/21	66-60	W	DNP	DNP	13-3-5	0-0-0	4-3-1	DNP	DNP	17-2-3	2-0-0							
vs. Oregon	11/16/21	81-49	W	0-0-0	2-0-0	12-2-6	0-3-0	2-4-2	0-0-0	DNP	25-2-2	10-3-2							
Central Methodist	11/20/21	97-61	W	2-1-2	0-1-1	2-1-7	6-4-2	11-7-1	3-0-0	DNP	16-0-3	10-1-1							
Texas Southern	11/24/21	81-64	W	DNP	DNP	18-1-7	4-3-1	10-16-1	DNP	DNP	12-5-4	7-1-0							
at Utah	11/27/21	75-64	W	DNP	DNP	18-2-2	DNP	4-5-4	DNP	DNP	17-4-5	6-5-0							
at Utah Valley (OT)	12/01/21	65-72	L	DNP	DNP	10-3-8	1-2-0	DNP	DNP	DNP	17-11-2	15-9-1							
at Missouri State	12/04/21	74-68	W	0-0-0	DNP	17-3-2	0-0-0	DNP	DNP	DNP	21-1-0	14-6-0							
Utah State	12/08/21	82-71	W	3-0-0	DNP	14-4-6	DNP	5-7-1	DNP	DNP	17-3-4	8-2-1							
vs. Creighton	12/11/21	71-83	L	3-0-0	DNP	4-2-3	0-1-0	5-11-0	DNP	DNP	28-2-4	2-3-2							
at Weber State	12/18/21	89-71	W	DNP	DNP	8-1-6	2-3-0	7-6-4	DNP	DNP	23-3-1	13-2-1							
vs. South Florida	12/22/21	54-39	W	0-0-0	DNP	4-5-7	05-0	11-4-0	DNP	DNP	10-0-1	2-4-0							
vs. Vanderbilt	12/23/21	67-69	L	DNP	DNP	4-0-4	0-0-0	5-3-2	DNP	DNP	15-5-2	11-4-3							
vs. Liberty	12/25/21	80-75	W	0-1-0	DNP	11-1-7	0-0-0	9-3-1	DNP	DNP	9-3-2	4-5-0							
Westminster	12/29/21	65-53	W	10-2-1	0-2-0	10-1-5	4-5-1	17-8-0	0-0-1	DNP	9-5-5	DNP							
Pacific	01/06/22	73-51	W	0-0-0	0-1-0	11-4-2	0-3-1	8-4-0	0-0-0	DNP	15-5-4	4-3-4							
Saint Mary's	01/08/22	52-43	W	DNP	DNP	10-3-0	2-1-0	2-2-1	DNP	DNP	8-8-4	2-2-1							
at Gonzaga	01/13/22	84-110	L	0-0-1	DNP	10-1-4	4-2-0	8-1-1	DNP	DNP	19-5-4	5-5-0							
at San Francisco	01/15/22	71-69	W	DNP	DNP	12-2-5	4-1-0	6-7-1	DNP	DNP	18-7-3	2-0-1							
San Diego	01/20/22	79-71	W	DNP	DNP	9-1-4	0-0-0	10-7-2	DNP	DNP	22-1-3	5-4-2							
Portland	01/22/22	78-65	W	0-0-0	0-0-0	16-3-7	6-3-0	5-5-1	0-0-0	DNP	9-5-4	2-4-1							
at Santa Clara	01/27/22	76-77	L	DNP	DNP	17-2-3	4-6-0	13-6-3	DNP	DNP	20-1-4	2-3-0							
at Pacific	01/29/22	73-76	L	DNP	DNP	13-4-1	8-3-0	13-5-1	DNP	DNP	19-6-2	0-1-0							
San Francisco	02/03/22	59-73	L	0-0-0	0-0-0	2-5-2	10-4-1	2-4-1	DNP	DNP	25-3-2	2-5-1							
Gonzaga	02/05/22	57-90	L	0-0-0	0-0-0	DNP	4-3-1	14-3-1	DNP	DNP	9-3-5	4-1-0							
at Loyola Marymount (OT)	02/10/22	83-82	W	DNP	DNP	17-1-9	0-2-0	18-5-1	DNP	DNP	12-4-4	3-0-0							
at Pepperdine	02/12/22	91-85	W	0-0-0	DNP	10-3-7	8-8-0	2-1-1	DNP	DNP	33-1-1	12-4-2							
at Saint Mary's	02/19/22	64-69	L	DNP	DNP	8-1-4	2-2-0	9-6-0	DNP	DNP	22-2-2	0-1-0							
Loyola Marymount	02/24/22	79-59	W	DNP	DNP	14-2-6	6-2-1	12-7-1	DNP	DNP	9-7-7	8-3-3							
Pepperdine	02/26/22	79-59	W	0-0-0	0-0-0	15-2-4	2-3-0	11-2-1	0-0-0	DNP	10-8-3	0-2-0							
vs. Loyola Marymount	03/04/22	85-60	W	0-0-2	DNP	7-1-4	6-6-0	9-4-0	DNP	DNP	22-3-3	5-3-1							
vs. San Francisco	03/05/22	63-75	L	DNP	DNP	8-1-4	2-3-0	6-2-1	DNP	DNP	18-2-3	11-3-0							
Long Beach State	03/16/22	93-72	W	2-4-1	0-1-1	6-3-7	8-9-0	16-2-2	0-0-0	DNP	14-5-5	6-4-3							
Northern Iowa	03/19/22	90-71	W	0-0-1	0-2-0	14-3-8	2-3-1	27-6-1	3-0-0	DNP	11-5-7	6-1-1							
Washington State	03/23/22	58-77	L	0-0-0	2-0-0	6-1-1	2-4-0	7-1-2	0-0-0	DNP	12-3-2	2-2-1							
Opponent	Date	Score	WL	21		24		33		42		45		51		55			
				Knell	Knight	Lohner	Harward	Traore	Baxter	Brown									
Cleveland State	11/09/21	69-59	W	8-1-1	2-2-0	7-9-1	DNP	5-8-0	2-0-0	DNP									
San Diego State	11/12/21	66-60	W	0-2-0	8-6-0	7-8-0	DNP	9-8-2	6-4-1	DNP									
vs. Oregon	11/16/21	81-49	W	2-0-0	9-6-2	2-2-0	DNP	10-6-0	7-5-1	DNP									
Central Methodist	11/20/21	97-61	W	10-0-2	2-5-3	19-7-2	DNP	DNP	13-5-0	DNP									
Texas Southern	11/24/21	81-64	W	3-0-0	3-6-2	0-5-1	DNP	13-6-1	11-4-0	DNP									
at Utah	11/27/21	75-64	W	0-2-2	4-0-0	10-12-2	DNP	2-7-0	14-2-1	DNP									
at Utah Valley (OT)	12/01/21	65-72	L	6-1-1	10-7-2	4-11-1	DNP	2-4-0	0-1-0	DNP									
at Missouri State	12/04/21	74-68	W	6-5-2	2-4-1	10-6-0	DNP	4-5-1	DNP	DNP									
Utah State	12/08/21	82-71	W	13-4-1	3-2-4	5-3-3	DNP	14-4-0	DNP	DNP									
vs. Creighton	12/11/21	71-83	L	6-2-0	13-4-3	6-5-0	DNP	4-7-1	DNP	DNP									
at Weber State	12/18/21	89-71	W	11-5-2	14-4-3	9-8-2	DNP	2-6-0	DNP	DNP									
vs. South Florida	12/22/21	54-39	W	5-2-0	2-2-0	9-14-1	DNP	11-9-2	DNP	DNP									
vs. Vanderbilt	12/23/21	67-69	L	10-1-2	2-5-0	11-5-0	DNP	9-15-0	DNP	DNP									
vs. Liberty	12/25/21	80-75	W	15-2-0	8-1-0	5-3-0	DNP	19-13-1	DNP	DNP									
Westminster	12/29/21	65-53	W	11-3-2	DNP	0-5-2	DNP	4-5-1	DNP	DNP									
Pacific	01/06/22	73-51	W	10-4-1	11-4-1	2-5-2	DNP	12-11-2	DNP	DNP									
Saint Mary's	01/08/22	52-43	W	9-0-0	8-4-1	2-3-0	DNP	9-11-0	DNP	DNP									
at Gonzaga	01/13/22	84-110	L	5-0-0	8-1-1	17-5-0	DNP	8-7-0	DNP	DNP									
at San Francisco	01/15/22	71-69	W	7-2-1	5-1-2	8-5-0	DNP	9-9-1	DNP	DNP									
San Diego	01/20/22	79-71	W	3-1-2	14-5-3	2-5-0	DNP	14-11-0	DNP	DNP									
Portland	01/22/22	78-65	W	0-1-0	14-3-1	13-5-0	DNP	13-10-4	DNP	DNP									
at Santa Clara	01/27/22	76-77	L	3-1-0	7-2-0	0-3-0	DNP	10-15-1	DNP	DNP									
at Pacific	01/29/22	73-76	L	6-2-1	4-3-2	7-5-1	DNP	3-7-1	DNP	DNP									
San Francisco	02/03/22	59-73	L	3-1-0	12-2-1	2-6-0	DNP	1-5-2	DNP	DNP									
Gonzaga	02/05/22	57-90	L	5-2-0	13-6-1	2-9-2	DNP	6-7-0	DNP	DNP									
at Loyola Marymount (OT)	02/10/22	83-82	W	8-2-0	4-2-3	2-2-3	DNP	19-12-0	DNP	DNP									
at Pepperdine	02/12/22	91-85	W	3-2-2	9-3-3	14-4-2	DNP	DNP	DNP	DNP									
at Saint Mary's	02/19/22	64-69	L	0-1-0	10-1-0	9-11-0	DNP	4-5-0	DNP	DNP									
Loyola Marymount	02/24/22	79-59	W	5-3-2	DNP	13-11-2	DNP	12-2-1	DNP	DNP									
Pepperdine	02/26/22	79-59	W	8-1-4	DNP	4-3-1	0-0-0	25-19-3	0-0-0	DNP									
vs. Loyola Marymount	03/04/22	85-60	W	15-1-1	DNP	6-10-2	DNP	15-11-1	DNP	DNP									
vs. San Francisco	03/05/22	63-75	L	2-1-1	DNP	0-9-0	DNP	16-12-0	DNP	DNP									
Long Beach State	03/16/22	93-72	W	10-3-4	DNP	20-4-2	DNP	11-7-3	DNP	DNP									
Northern Iowa	03/19/22	90-71	W	15-2-0	DNP	8-4-2	DNP	4-7-1	DNP	DNP									
Washington State	03/23/22	58-77	L	0-2-0	DNP	9-11-5	DNP	18-9-1	DNP	DNP									

INDIVIDUAL STATISTICS – ALL GAMES

#BYUHOOPS



RECORD	OVERALL	HOME	AWAY	NEUTRAL
ALL GAMES	24-11	14-3	6-5	4-3
CONFERENCE	9-6	6-2	3-4	0-0
NON-CONFERENCE	15-5	8-1	3-1	4-3

##	Player	GP	GS	Min	Avg	Total			3-Pts		F-Throw			Rebounds			PF	FO	A	TO	Blk	Stl	Pts	Avg		
						FG	FGA	Pct	3FG	FGA	Pct	FT	FTA	Pct	Off	Def									Tot	Avg
13	BARCELLO, Alex	35	35	1125	32.1	192	426	.451	88	209	.421	115	133	.865	10	1222	132	3.8	59	1	114	62	0	33	587	16.8
3	LUCAS, Te'Jon	34	34	1010	30.0	140	316	.443	28	88	.318	47	65	.723	6	69	75	2.2	69	0	160	79	4	31	355	10.4
45	TRAORE, Fousseyni	33	21	779	23.6	126	214	.589	1	8	.125	64	86	.744	93	187	280	8.5	61	0	30	49	42	17	317	9.6
5	GEORGE, Gideon	33	18	734	22.2	103	236	.436	44	126	.349	41	60	.683	33	131	164	5.0	67	1	41	42	7	16	291	8.8
24	KNIGHT, Seneca	27	8	614	22.7	67	169	.396	22	72	.306	45	62	.726	25	66	91	3.4	46	0	39	33	9	17	201	7.4
33	LOHNER, Caleb	35	31	811	23.2	100	237	.422	13	61	.213	31	56	.554	64	159	223	6.4	98	2	39	59	7	15	244	7.0
51	BAXTER, Gavin	8	7	97	12.1	24	37	.649	0	2	.000	5	10	.500	11	10	21	2.6	12	0	3	8	9	2	53	6.6
21	KNELL, Trevin	35	18	681	19.5	80	197	.406	47	130	.362	16	23	.696	7	55	62	1.8	55	0	34	25	1	9	223	6.4
20	JOHNSON, Spencer	34	0	677	19.9	71	157	.452	30	77	.390	26	39	.667	26	73	99	2.9	68	1	33	29	6	22	198	5.8
4	ALLY ATIKI, Atiki	32	3	338	10.6	44	76	.579	0	0	.000	9	19	.474	39	55	94	2.9	67	2	9	21	24	1	97	3.0
0	ERICKSON Hunter	19	0	117	6.1	8	17	.471	4	7	.571	0	2	.000	1	7	8	0.4	12	0	8	8	1	4	20	1.1
10	HANSEN, Nate	10	0	17	1.7	2	6	.333	2	6	.333	0	0	.000	0	0	0	0.0	0	0	1	1	0	0	6	0.4
55	BROWN, Casey	7	0	12	1.7	1	3	.333	1	3	.333	0	1	.000	0	1	1	0.0	0	0	0	0	0	0	3	0.4
1	STEWART, Trey	11	0	28	2.6	2	9	.222	0	3	.000	0	0	.000	2	5	7	0.6	5	0	2	2	1	3	4	0.4
42	HARWARD, Richard	1	0	0	0.1	0	1	.000	0	1	.000	0	0	.000	0	0	0	0.0	0	0	0	0	0	0	0	0.0
TM	TEAM																59	59	118					23		0
	Total	35				960	2101	.457	280	793	.353	399	556	.718	376	999	1375	39.3	619	7	513	441	111	170	2599	74.3
	Opponents	35				862	2055	.419	236	771	.306	432	631	.685	293	840	1133	32.4	589	11	418	375	101	214	2392	68.3



INDIVIDUAL STATISTICS – CONFERENCE GAMES

##	Player	GP	GS	Min	Avg	Total			3-Pts		F-Throw			Rebounds			PF	FO	A	TO	Blk	Stl	Pts	Avg		
						FG	FGA	Pct	3FG	FGA	Pct	FT	FTA	Pct	Off	Def									Tot	Avg
13	BARCELLO, Alex	15	15	499	33.3	85	196	.434	41	100	.410	39	46	.848	6	60	66	4.4	20	1	52	26	0	14	250	16.7
3	LUCAS, Te'Jon	14	14	429	30.7	62	127	.488	15	37	.405	25	37	.676	4	30	34	2.4	29	0	58	31	0	17	164	11.7
45	TRAORE, Fousseyni	14	14	369	26.4	60	98	.612	0	3	.000	25	34	.735	43	88	131	9.4	26	0	15	31	18	10	145	10.4
24	KNIGHT, Seneca	13	4	321	24.7	37	86	.430	13	38	.342	32	42	.762	9	28	37	2.8	21	0	19	21	2	9	119	9.2
5	GEORGE, Gideon	15	7	338	22.5	47	108	.435	22	63	.349	17	23	.739	6	59	65	4.3	36	1	16	17	2	8	133	8.9
33	LOHNER, Caleb	15	11	312	20.8	42	104	.404	7	27	.259	6	10	.600	25	57	82	5.5	39	1	13	30	2	6	97	6.5
21	KNELL, Trevin	15	10	284	19.0	29	78	.372	16	44	.364	1	6	.167	2	21	23	1.5	21	0	13	14	0	2	75	5.0
4	ALLY ATIKI, Atiki	15	0	183	12.2	29	48	.604	0	0	.000	2	8	.250	18	25	43	2.9	32	1	4	6	17	1	60	4.0
20	JOHNSON, Spencer	15	0	256	17.1	20	45	.444	7	17	.412	4	5	.800	9	29	38	2.5	31	1	15	14	2	7	51	3.4
10	HANSEN, Nate	4	0	3	0.7	0	1	.000	0	1	.000	0	0	.000	0	0	0	0.0	0	0	1	0	0	0	0	0.0
55	BROWN, Casey	1	0	1	1.0	0	0	.000	0	0	.000	0	0	.000	0	0	0	0.0	0	0	0	0	0	0	0	0.0
0	ERICKSON Hunter	7	0	22	3.2	0	2	.000	0	0	.000	0	0	.000	0	0	0	0.0	2	0	1	3	1	2	0	0.0
51	BAXTER, Gavin	1	0	0	0.1	0	0	.000	0	0	.000	0	0	.000	0	0	0	0.0	0	0	0	0	0	0	0	0.0
1	STEWART, Trey	5	0	7	1.4	0	2	.000	0	0	.000	0	0	.000	0	1	1	0.2	2	0	0	0	0	0	0	0.0
42	HARWARD, Richard	1	0	0	0.1	0	1	.000	0	1	.000	0	0	.000	0	0	0	0.0	0	0	0	0	0	0	0	0.0
TM	TEAM																24	16	40					9		0
	Total	15				411	896	.459	121	331	.366	151	211	.716	146	414	560	37.3	259	5	206	203	44	76	1094	72.9
	Opponents	15				402	900	.447	113	335	.337	162	234	.692	116	365	481	32.1	237	1	213	161	47	101	1079	71.9



# RESULTS AND LEADERS – ALL GAMES

@BYUMB

DATE	OPPONENT	W/L	SCORE	ATTENDANCE	POINTS	REBOUNDS
11/09/21	Cleveland State	W	69-59	13,173	(24) BARCELLO, Alex	(9) LOHNER, Caleb
11/12/21	San Diego State	W	66-60	16,470	(17) BARCELLO, Alex	(8) LOHNER, Caleb
11/16/21	vs. No. 12/12 Oregon+	W	81-49	4,400	(25) BARCELLO, Alex	(8) TRAORE, Fousseyni
11/20/21	Central Methodist	W	97-61	15,220	(19) LOHNER, Caleb	(6) KNIGHT, Seneca
11/24/21	Texas Southern	W	81-64	15,646	(18) LUCAS, Te'Jon	(6) TRAORE, Fousseyni
11/27/21	at Utah	W	75-64	11,443	(19) LOHNER, Caleb	(7) GEORGE, Gideon
12/01/21	at Utah Valley	L (OT)	65-72	7,503	(18) LUCAS, Te'Jon	(16) GEORGE, Gideon
12/04/21	at Missouri State	W	74-68	7,006	(17) BARCELLO, Alex	(12) LOHNER, Caleb
12/08/21	Utah State	W	82-71	15,669	(17) BARCELLO, Alex	(11) BARCELLO, Alex
12/11/21	vs. Creighton!	L	71-83	2,835	(11) LOHNER, Caleb	(6) JOHNSON, Spencer
12/18/21	at Weber State	W	89-71	8,922	(17) BARCELLO, Alex	(6) LOHNER, Caleb
12/22/21	vs. South Florida#	W	54-39	4,463	(11) GEORGE, Gideon	(7) GEORGE, Gideon
12/23/21	vs. Vanderbilt#	L	67-69	3,880	(11) TRAORE, Fousseyni	(15) TRAORE, Fousseyni
12/25/21	vs. Liberty#	W	80-75	4,425	(15) BARCELLO, Alex	(13) TRAORE, Fousseyni
12/29/21	Westminster	W	65-53	15,808	(19) TRAORE, Fousseyni	(8) GEORGE, Gideon
01/06/22	Pacific*	W	73-51	13,584	(17) GEORGE, Gideon	(8) GEORGE, Gideon
01/08/22	Saint Mary's*	W	52-43	17,544	(15) BARCELLO, Alex	(11) TRAORE, Fousseyni
01/13/22	at No. 2/2 Gonzaga*	L	84-110	6,000	(10) LUCAS, Te'Jon	(11) TRAORE, Fousseyni
01/15/22	at San Francisco*	W	71-69	2,133	(19) BARCELLO, Alex	(7) TRAORE, Fousseyni
01/20/22	San Diego*	W	79-71	12,748	(18) BARCELLO, Alex	(9) TRAORE, Fousseyni
01/22/22	Portland*	W	78-65	14,387	(22) BARCELLO, Alex	(11) TRAORE, Fousseyni
01/27/22	at Santa Clara*	L	76-77	1,100	(16) LUCAS, Te'Jon	(10) TRAORE, Fousseyni
01/29/22	at Pacific*	L	73-76	2,521	(20) BARCELLO, Alex	(15) TRAORE, Fousseyni
02/03/22	San Francisco*	L	59-73	13,361	(19) BARCELLO, Alex	(7) TRAORE, Fousseyni
02/05/22	No. 2/2 Gonzaga*	L	57-90	18,987	(25) BARCELLO, Alex	(6) LOHNER, Caleb
02/10/22	at Loyola Marymount*	W (OT)	83-82	1,090	(14) GEORGE, Gideon	(9) LOHNER, Caleb
02/12/22	at Pepperdine*	W	91-85	1,575	(19) TRAORE, Fousseyni	(12) TRAORE, Fousseyni
02/19/22	at Saint Mary's*	L	64-69	3,500	(33) BARCELLO, Alex	(8) ALLY ATIKI, Atiki
02/24/22	Loyola Marymount*	W	79-59	12,559	(22) BARCELLO, Alex	(11) LOHNER, Caleb
02/26/22	Pepperdine*	W	75-59	15,721	(14) LUCAS, Te'Jon	(11) LOHNER, Caleb
03/04/22	vs. Loyola Marymount@	W	85-60	---	(25) TRAORE, Fousseyni	(19) TRAORE, Fousseyni
03/05/22	vs. San Francisco@	L	63-75	1,799	(22) BARCELLO, Alex	(11) TRAORE, Fousseyni
03/16/22	Long Beach State\$	W	93-72	5,511	(18) BARCELLO, Alex	(12) TRAORE, Fousseyni
03/19/22	Northern Iowa\$	W	90-71	7,554	(20) LOHNER, Caleb	(9) ALLY ATIKI, Ally
03/23/22	Washington State\$	L	58-77	11,148	(27) GEORGE, Gideon	(7) TRAORE, Fousseyni
					(18) TRAORE, Fousseyni	(11) LOHNER, Caleb

+Phil Knight Invitational

! Game played at Sanford Pentagon in Sioux Falls, S.D.

# Hawaiian Airlines Diamond Head Classic

\* WCC Game

@ WCC Tournament

\$ NIT







Fousseyni Traore



**POINTS**

33	BARCELLO, Alex at Pepperdine (02/12/22)
28	BARCELLO Alex vs. Creighton (12/11/21)
27	GEORGE, Gideon vs. Northern Iowa (03/19/22)
25	TRAORE, Fousseyni vs. Pepperdine (02/26/22)
25	BARCELLO, Alex vs. San Francisco (02/03/22)
25	BARCELLO, Alex vs. Oregon (11/16/21)

**FIELD GOALS MADE**

11	BARCELLO, Alex vs. Creighton (12/11/21)
10	GEORGE, Gideon vs. Northern Iowa (03/19/22)
10	BARCELLO, Alex at Pepperdine (02/12/22)

**FIELD GOAL ATTEMPTS**

20	BARCELLO, Alex vs. Creighton (12/11/21)
17	BARCELLO, Alex at Saint Mary's (02/19/22)
17	BARCELLO, Alex at Santa Clara (01/27/22)

**FIELD-GOAL PERCENTAGE (MIN 5 MADE)**

1.000 (6-6)	TRAORE, Fousseyni vs. Portland (01/22/22)
1.000 (5-5)	ALLY ATIKI, Atiki vs. San Francisco (02/03/22)

**3-POINT FG MADE**

9	BARCELLO, Alex at Pepperdine (02/12/22)
5	GEORGE, Gideon vs. Northern Iowa (03/19/22)
5	KNELL, Trevin vs. Northern Iowa (03/19/22)
5	GEORGE, Gideon vs. Westminster (12/29/21)
5	BARCELLO, Alex at Weber State (12/18/21)
5	BARCELLO, Alex vs. Creighton (12/11/21)

**3-POINT FIELD GOAL ATTEMPTS**

10	BARCELLO, Alex at Pepperdine (02/12/22)
9	GEORGE, Gideon vs. Northern Iowa (03/19/22)
9	BARCELLO, Alex vs. Long Beach State (03/16/22)
9	BARCELLO, Alex at Pacific (01/29/22)
9	KNIGHT, Seneca vs. Portland (01/22/22)

**3-POINT FIELD-GOAL PERCENTAGE (MIN 3 MADE)**

1.000 (3-3)	JOHNSON, Spencer at Missouri State (12/04/21)
-------------	---

**FREE THROWS MADE**

13	BARCELLO, Alex vs. Cleveland State (11/09/21)
11	BARCELLO, Alex at Utah (11/27/21)

**FREE THROW ATTEMPTS**

13	BARCELLO, Alex vs. Cleveland State (11/09/21)
12	BARCELLO, Alex at Utah (11/27/21)

**FREE-THROW PERCENTAGE (MIN 5 MADE)**

1.000 (13-13)	BARCELLO, Alex vs. Cleveland State (11/09/21)
1.000 (8-8)	TRAORE, Fousseyni vs. Utah State (12/08/21)
1.000 (8-8)	LUCAS, Te'Jon vs. San Diego State (11/12/21)
1.000 (7-7)	BARCELLO, Alex vs. Utah State (12/08/21)
1.000 (6-6)	BARCELLO, Alex at Saint Mary's (02/19/22)
1.000 (6-6)	KNIGHT, Seneca vs. Gonzaga (02/05/22)
1.000 (6-6)	LUCAS, Te'Jon at San Francisco (01/15/22)
1.000 (5-5)	BARCELLO, Alex at Pacific (01/29/22)
1.000 (5-5)	BARCELLO, Alex vs. San Diego (01/20/22)

**REBOUNDS**

19	TRAORE, Fousseyni vs. Pepperdine (02/26/22)
16	GEORGE, Gideon vs. Texas Southern (11/24/21)

**ASSISTS**

9	LUCAS, Te'Jon at Loyola Marymount (02/10/22)
8	LUCAS, Te'Jon vs. Northern Iowa (03/19/22)
8	LUCAS, Te'Jon at Utah Valley (12/01/21)

**STEALS**

4	JOHNSON, Spencer vs. Loyola Marymount (03/04/22)
4	LUCAS, Te'Jon at Pacific (01/29/22)
4	BARCELLO, Alex at Missouri State (12/04/21)
4	KNIGHT, Seneca at Utah (11/27/21)
4	BARCELLO, Alex vs. Texas Southern (11/24/21)

**BLOCKED SHOTS**

4	TRAORE, Fousseyni at Loyola Marymount (02/10/22)
4	ALLY ATIKI, Ally vs. San Francisco (02/03/22)



## BYU GAME HIGHS

## POINTS

97	CENTRAL METHODIST (11/20/21)
93	LONG BEACH STATE (03/16/22)
91	at Pepperdine (02/12/21)
90	NORTHERN IOWA (03/19/22)
89	at Weber State (12/18/21)

## FIELD GOALS MADE

38	CENTRAL METHODIST (11/20/21)
36	NORTHERN IOWA (03/19/22)
36	LONG BEACH STATE (03/16/22)

## FIELD GOAL ATTEMPTS

74	at Gonzaga (01/13/22)
72	at Utah Valley (12/01/21)

## FIELD-GOAL PERCENTAGE

.640 (32-50)	at Pepperdine (02/12/22)
.596 (34-57)	vs. Oregon (11/16/21)

## 3-POINT FIELD GOALS MADE

16	NORTHERN IOWA (03/19/22)
16	at Weber State (12/18/21)

## 3-POINT FIELD GOAL ATTEMPTS

37	NORTHERN IOWA (03/19/22)
32	TEXAS SOUTHERN (11/24/21)

## 3-POINT FIELD-GOAL PERCENTAGE

.652 (15-23)	at Pepperdine (02/12/22)
.615 (16-26)	at Weber State (12/18/21)

## FREE THROWS MADE

29	vs. Liberty (12/25/21)
22	CLEVELAND STATE (11/09/21)

## FREE THROW ATTEMPTS

35	vs. Liberty (12/25/21)
27	TEXAS SOUTHERN (11/24/21)
27	CLEVELAND STATE (11/09/21)

## FREE-THROW PERCENTAGE

1.000 (6-6)	LOYOLA MARYMOUNT (02/24/22)
.875 (7-8)	at Weber State (12/18/21)

## REBOUNDS

53	at Utah Valley (12/01/21)
52	TEXAS SOUTHERN (11/24/21)

## ASSISTS

28	LONG BEACH STATE (03/16/21)
24	CENTRAL METHODIST (11/20/21)

## STEALS

9	CENTRAL METHODIST (11/20/21)
---	------------------------------

## BLOCKED SHOTS

7	CLEVELAND STATE (11/09/21)
---	----------------------------

## TURNOVERS

19	vs. Vanderbilt (12/23/21)
18	at Pepperdine (02/12/22)
18	at Santa Clara (01/27/22)

## FOULS

25	LONG BEACH STATE (03/16/22)
25	at Utah Valley (12/01/21)

## BYU GAME LOWS

## POINTS

52	SAINT MARY'S (01/08/22)
54	vs. South Florida (12/22/21)
57	GONZAGA (02/05/22)

## FIELD GOALS MADE

18	vs. South Florida (12/22/21)
21	GONZAGA (02/05/22)
21	CLEVELAND STATE (11/09/21)

## FIELD GOAL ATTEMPTS

47	CLEVELAND STATE (11/09/21)
50	at Pepperdine (02/12/22)
50	vs. South Florida (12/22/21)

## FIELD-GOAL PERCENTAGE

.296 (21-71)	GONZAGA (02/05/22)
.319 (23-72)	at Utah Valley (12/01/21)

## 3-POINT FIELD GOALS MADE

1	SAINT MARY'S (01/08/22)
2	at Utah (11/27/21)

## 3-POINT FIELD GOAL ATTEMPTS

12	at Utah (11/27/21)
13	SAN FRANCISCO (02/03/22)
13	SAINT MARY'S (01/08/22)

## 3-POINT FIELD-GOAL PERCENTAGE

.077 (1-13)	SAINT MARY'S (01/08/22)
.150 (3-20)	WASHINGTON STATE (03/23/22)
.150 (3-20)	vs. San Francisco (03/05/22)

## FREE THROWS MADE

1	WESTMINSTER (12/29/21)
2	NORTHERN IOWA (03/19/22)

## FREE THROW ATTEMPTS

3	WESTMINSTER (12/29/21)
6	NORTHERN IOWA (03/19/22)
6	LOYOLA MARYMOUNT (02/24/22)

## FREE-THROW PERCENTAGE

.333 (2-6)	NORTHERN IOWA (03/19/22)
.333 (1-3)	WESTMINSTER (12/29/21)

## REBOUNDS

30	at Pepperdine (02/12/22)
31	at Loyola Marymount (02/10/22)

## ASSISTS

6	at Saint Mary's (02/19/22)
6	at Missouri State (12/04/21)

## STEALS

1	vs. South Florida (12/22/21)
1	SAN DIEGO STATE (11/12/21)
1	CLEVELAND STATE (11/09/21)

## BLOCKED SHOTS

0	GONZAGA (02/05/22)
0	at Weber State (12/18/21)

## TURNOVERS

6	NORTHERN IOWA (03/19/22)
---	--------------------------

## FOULS

10	NORTHERN IOWA (03/19/22)
----	--------------------------

# CATEGORY LEADERS

## #BYUHOOPS



POINTS	G	Pts	Pts/G
BARCELLO, Alex	35	587	16.8
LUCAS, Te'Jon	34	355	10.4
TRAORE, Fousseyni	33	317	9.6
GEORGE, Gideon	33	291	8.8
LOHNER, Caleb	35	244	7.0
KNELL, Trevin	35	223	6.4
KNIGHT, Seneca	27	201	7.4
JOHNSON, Spencer	34	198	5.8
ALLY ATIKI, Atiki	32	97	3.0
BAXTER, Gavin	8	53	6.6
ERICKSON, Hunter	19	20	1.1
HANSEN, Nate	10	6	0.6
STEWART, Trey	11	4	0.4
BROWN, Casey	7	3	0.4

SCORING AVERAGE	G	Pts	Avg/G
BARCELLO, Alex	35	587	16.8
LUCAS, Te'Jon	34	355	10.4
TRAORE, Fousseyni	33	317	9.6
GEORGE, Gideon	33	291	8.8
KNIGHT, Seneca	27	201	7.4
LOHNER, Caleb	35	244	7.0
BAXTER, Gavin	8	53	6.6
KNELL, Trevin	35	223	6.4
JOHNSON, Spencer	34	198	5.8
ALLY ATIKI, Atiki	32	97	3.0
ERICKSON, Hunter	19	20	1.1
HANSEN, Nate	10	6	0.6
BROWN, Casey	7	3	0.4
STEWART, Trey	11	4	0.4

FG PERCENTAGE	FG	Att	Pct
BAXTER, Gavin	24	37	.649
TRAORE, Fousseyni	126	214	.589
ALLY ATIKI, Atiki	44	76	.579
ERICKSON, Hunter	8	17	.471
JOHNSON, Spencer	71	157	.452
BARCELLO, Alex	192	426	.451
LUCAS, Te'Jon	140	316	.443
GEORGE, Gideon	103	236	.436
LOHNER, Caleb	100	237	.422
KNELL, Trevin	80	197	.406
KNIGHT, Seneca	67	169	.396
HANSEN, Nate	2	6	.333
BROWN, Casey	1	3	.333
STEWART, Trey	2	9	.222

FIELD GOAL ATT	G	Att	Att/G
BARCELLO, Alex	35	426	12.2
LUCAS, Te'Jon	34	316	9.3
LOHNER, Caleb	35	237	6.8
GEORGE, Gideon	33	236	7.2
TROARE, Fousseyni	33	214	6.5

FIELD GOALS MADE	G	Made	Made/G
BARCELLO, Alex	35	192	5.5
LUCAS, Te'Jon	34	140	4.1
TRAORE, Fousseyni	33	126	3.8
GEORGE, Gideon	33	103	3.1
LOHNER, Caleb	35	100	2.9

3-POINT PERCENTAGE	3FG	Att	Pct
ERICKSON, Hunter	4	7	.571
BARCELLO, Alex	88	209	.421
JOHNSON, Spencer	30	77	.390
KNELL, Trevin	47	130	.362
GEORGE, Gideon	44	126	.349
HANSEN, Nate	2	6	.333
BROWN, Casey	1	3	.333
LUCAS, Te'Jon	28	88	.318
KNIGHT, Seneca	22	72	.306
LOHNER, Caleb	13	61	.213
TRAORE, Fousseyni	1	8	.125

3-POINT FG ATT	G	Att	Att/G
BARCELLO, Alex	35	209	6.0
KNELL, Trevin	35	130	3.7
GEORGE, Gideon	33	126	3.8
LUCAS, Te'Jon	34	188	2.6
JOHNSON, Spencer	34	77	2.3

3-POINT FGS MADE	G	Made	Made/G
BARCELLO, Alex	35	88	2.5
KNELL, Trevin	35	47	1.3
GEORGE, Gideon	33	44	1.3
JOHNSON, Spencer	34	30	0.9
LUCAS, Te'Jon	34	28	0.8

FT PERCENTAGE	FT	Att	Pct
BARCELLO, Alex	115	133	.865
TRAORE, Fousseyni	64	86	.744
KNIGHT, Seneca	45	62	.726
LUCAS, Te'Jon	47	65	.723
KNELL, Trevin	16	23	.696
GEORGE, Gideon	41	60	.683
JOHNSON, Spencer	26	39	.667
LOHNER, Caleb	31	56	.554
BAXTER, Gavin	5	10	.500
ALLY ATIKI, Atiki	9	19	.474

FREE THROW ATT	G	Att	Att/G
BARCELLO, Alex	35	133	3.8
TRAORE, Fousseyni	33	86	2.6
LUCAS, Te'Jon	34	65	1.9
KNIGHT, Seneca	27	62	2.3
GEORGE, Gideon	33	60	1.8

FREE THROWS MADE	G	Made	Made/G
BARCELLO, Alex	35	115	3.3
TRAORE, Fousseyni	33	64	1.9
LUCAS, Te'Jon	34	47	1.4
KNIGHT, Seneca	27	45	1.7
GEORGE, Gideon	33	41	1.2

REBOUNDS	G	Reb	Reb/G
TRAORE, Fousseyni	33	280	8.5
LOHNER, Caleb	35	223	6.4
GEORGE, Gideon	33	164	5.0
BARCELLO, Alex	35	132	3.8
JOHNSON, Spencer	34	99	2.9

REBOUND AVERAGE	G	Reb	Avg/G
TRAORE, Fousseyni	33	280	8.5
LOHNER, Caleb	35	223	6.5
GEORGE, Gideon	33	164	5.0
BARCELLO, Alex	35	132	3.8
KNIGHT, Seneca	27	91	3.4

ASSISTS	G	Ast	A/G
LUCAS, Te'Jon	34	160	4.7
BARCELLO, Alex	35	114	3.3
GEORGE, Gideon	33	41	1.2
KNIGHT, Seneca	27	39	1.4
LOHNER, Caleb	35	39	1.1

STEALS	G	Stl	S/G
BARCELLO, Alex	35	33	0.9
LUCAS, Te'Jon	34	31	0.9
JOHNSON, Spencer	34	22	0.6
TRAORE, Fousseyni	33	17	0.5
KNIGHT, Seneca	27	17	0.6

OFFENSIVE REB	G	Reb	Avg/G
TRAORE, Fousseyni	33	93	2.8
LOHNER, Caleb	35	64	1.8
ALLY ATIKI, Atiki	32	39	1.2
GEORGE, Gideon	33	33	1.0
JOHNSON, Spencer	34	26	0.8

DEFENSIVE REB	G	Reb	Avg/G
TRAORE, Fousseyni	33	187	5.7
LOHNER, Caleb	35	159	4.5
GEORGE, Gideon	33	131	4.0
BARCELLO, Alex	35	122	3.5
JOHNSON, Spencer	34	73	2.1

BLOCKED SHOTS	G	Blk	Blk/G
TRAORE, Fousseyni	33	42	1.3
ALLY ATIKI, Atiki	32	24	0.8
KNIGHT, Seneca	27	9	0.3
BAXTER, Gavin	8	9	1.1
GEORGE, Gideon	33	7	0.2

MINUTES	G	Min	Min/G
BARCELLO, Alex	35	1125	32.1
LUCAS, Te'Jon	34	1020	30.0
LOHNER, Caleb	35	811	23.1
TRAORE, Fousseyni	33	779	23.4
GEORGE, Gideon	33	734	22.1

FOULS	G	Fls	Fls/G
LOHNER, Caleb	35	98	2.8
LUCAS, Te'Jon	34	69	2.0
JOHNSON, Spencer	34	68	2.0
GEORGE, Gideon	33	67	2.0
ALLY ATIKI, Atiki	32	67	2.1

FOUL OUTS	G	FO
LOHNER, Caleb	35	2
ALLY ATIKI, Atiki	32	2
BARCELLO Alex	35	1
GEORGE, Gideon	33	1
JOHNSON, Spencer	34	1

TURNOVERS	G	TO	TO/G
LUCAS, Te'Jon	34	79	2.3
BARCELLO, Alex	35	62	1.8
LOHNER, Caleb	35	59	1.7
TRAORE, Fousseyni	33	49	1.5
GEORGE, Gideon	33	42	1.3

## INDIVIDUAL HONORS

**TREVIN KNELL**  
 WCC All-Academic Team  
 WCC Commissioner's Honor Roll - Bronze

**SENECA KNIGHT**  
 WCC Commissioner's Honor Roll - Bronze

**TE'JON LUCAS**  
 WCC Commissioner's Honor Roll - Bronze

**FOUSSEYNI TRAORE**  
 All-WCC Freshman Team  
 WCC Player of the Week (12/27/21)  
 WCC Freshman of the Week (12/27/21, 1/11/22, 1/24/22, 2/28/22)  
 Hawaiian Airlines Diamond Head Classic  
 All-Tournament Team  
 WCC Commissioner's Honor Roll - Gold

**ATIKI ALLY ATIKI**  
 WCC Commissioner's Honor Roll - Bronze

**ALEX BARCELLO**  
 All-WCC First Team  
 NABC All-District 9 First Team  
 WCC Player of the Week (11/22/21)  
 WCC Commissioner's Honor Roll - Bronze

**GAVIN BAXTER**  
 WCC Commissioner's Honor Roll - Bronze

**CASEY BROWN**  
 WCC Commissioner's Honor Roll - Gold

**JEREMY DOWDELL**  
 WCC Commissioner's Honor Roll - Gold

**NATE HANSEN**  
 WCC Commissioner's Honor Roll - Bronze

**RICHARD HARWARD**  
 WCC Commissioner's Honor Roll - Silver





The 2022-23 BYU Men's Basketball Almanac has been designed to provide local, regional and national media with useful information about the BYU men's basketball program, its history and tradition. Additional information, including video and feature content and profiles on all players and coaches, is available online at [BYUcougars.com](http://BYUcougars.com). Should you require additional information, such as photographs, video or additional almanacs, please contact the BYU Athletic Communications office at (801) 422-8948. We appreciate your coverage of BYU men's basketball and look forward to working with you this season.

### CREDENTIAL REQUESTS

All requests for credentials to cover BYU men's basketball should be sent from the editor or sports director via official company communication to Tyson Jex in the Athletic Communications office ([tyson\\_jex@byu.edu](mailto:tyson_jex@byu.edu); BYU Athletic Communications, 30 SFH, Provo, UT 84602). Credentials shall be issued only to accredited news-gathering media outlets. Fan-based websites will not be issued media access and credentials but are invited to utilize resources provided online at [BYUCougars.com](http://BYUCougars.com) to obtain notes, quotes, statistics and other information about BYU men's basketball.

All single-game credential requests should be received no later than one week prior to the date of the game to ensure consideration. Credentials for working media are restricted in accordance with BYU and NCAA rules and guidelines. Non-working persons, including spouses, dates and children, will not be credentialed and are not allowed in the working media areas during the game as dictated by NCAA guidelines. It is our intention to ensure proper, professional use is made of the space available for credentialed media.

### PHOTOGRAPHY

Photo credentials will be issued only to accredited photographers and television reporters/camera operators on a specific news-gathering assignment. Television organizations shall be restricted to one camera operator on the baselines at all times, except by prior approval from the BYU Athletic Communications office. Freelance and amateur photographers, not on assignment from a credentialed media outlet, are not eligible for credentials.

Credentials must be displayed prominently. All NCAA rules will be enforced regarding media representatives on the sidelines. Photographers are permitted in designated areas on each baseline. Individuals or organizations violating sideline policies may be required to surrender their credentials and be removed from the stadium. For additional questions regarding photography guidelines, please contact University photographer Jaren Wilkey at (801) 422-7322.

### MEDIA SERVICES

The press room is on the floor level in the southwest corner of the Marriott Center. The BYU Athletic Communications staff will provide working media with

game notes, season stats, programs, game stats, postgame notes and quotes and media guides. Media observe the game from press row or the media area on the concourse level.

BYU head coach Mark Pope and selected players will be available in the interview room – located across from the press room – following the mandatory 10-minute cooling-off period. The BYU locker room is closed to the media.

The Marriott Center is also equipped with wireless internet access. Wireless passwords will be provided with other game materials to media working in the press room.

### PARKING

The Marriott Center is located at 701 East University Parkway in Provo. Media parking is in Lots No. 1, 3 and 4, immediately north of the stadium. Parking passes are required and must be obtained in advance.

### INTERVIEWS

All interview and information requests regarding all players, coaches and Athletic Department personnel must be arranged in advance through the Athletic Communications office at (801) 422-8948. BYU provides regular media availability each week. Local media members are responsible for attending after-practice media availability to conduct interviews. Opponent and national media can arrange telephone interviews through the Athletic Communications office. The Athletic Communications office will send an advisory each week detailing the weekly availability opportunities. Any other interview requests must be made at least 24 hours in advance. **Player interviews will not be conducted during regular class hours.**

Please contact the Athletic Communications office for specific times and other details if requesting access opportunities.



### TELEVISION PARTNERS

Since joining the West Coast Conference beginning with the 2011-12 season, BYU men's basketball has enjoyed unprecedented exposure on national television. Every home game and numerous road games have been televised to a live national audience on BYUtv or the ESPN family of networks.

In eight seasons, BYUtv has televised 144 BYU games while the ESPN family of networks has televised 101 BYU games. In 2019-20, the ESPN family of networks is scheduled to televise 10 of BYU's regular season games and BYUtv will pick up 13 games.

Additionally, BYU's national fan base is able to view same-day rebroadcasts



on BYUtv of every home game to which ESPN has rights. All home games broadcast on BYUtv are also available live and on demand on BYUtv.org.

ESPN and BYUtv have also partnered to broadcast the men's and women's WCC Championships in Las Vegas every year since 2011.

"We've long sought broad, nationwide access to our games for our fans and increased visibility among those who may be less familiar with our university and athletic programs," said then BYU President Cecil O. Samuelson. "We've also been looking for ways to take better advantage of our own unique broadcasting resources."

Founded in 2001, BYUtv has grown from a relatively unknown cable channel on a single satellite TV provider to coverage in more than 55 million households on Dish Network, DirecTV, and over 800 cable systems in the United States. The network's state-of-the-art production building allows it to televise every game in HD, along with its HD truck with the capability of broadcasting while on the road.

ESPN and ESPN2 are both available in some 90 million homes, while the 24-hour college sports network ESPNU is distributed to more than 70 million homes.



**RADIO**

BYU men's basketball games are heard exclusively on the Nu Skin BYU Sports Network, originating with satellite flagship BYU Radio (SiriusXM 143) and over-the-air legacy home KSL Newsradio (102.7 FM/1160 AM).

The "Voice of the Cougars" Greg Wrubell is entering his 26th season as play-by-play commentator for BYU men's basketball. A BYU graduate, Wrubell has been on the football broadcast crew for 27 seasons, including the last 19 as the play-by-play voice.

Wrubell's broadcast partner is former Cougar forward Mark Durrant, who will be providing analysis and commentary for a 25th season in 2022-23. Jason Shepherd will again serve as studio host.

BYU men's basketball broadcasts are heard on network affiliates in Utah and Idaho. Game coverage is also live-streamed on the BYU Radio mobile app.



**BYU BASKETBALL WITH MARK POPE**

In addition to comprehensive game-day coverage, BYUtv produces "BYU Basketball with Mark Pope," an hour-long broadcast seen on the BYUtv app and heard on the BYU Cougars app and at BYUcougars.com, Tuesday nights at 6 pm, MT throughout the season. The show also airs on KSL Newsradio Tuesdays at 9 pm. A live audience joins Coach Pope, a player guest and host Greg Wrubell at the BYU Broadcasting Building each week.

**DISCLAIMER**

The Brigham Young University Athletic Communications department reserves the right to revoke or deny working media credentials and/or access to any individual or organization at any time for any reason. All credentials are the property of Brigham Young University and must be surrendered upon request.



**NCAA INFRACTIONS**

On November 9, 2018, the NCAA Committee on Infractions issued their public infractions decision detailing violations that took place involving a BYU men's basketball student-athlete. The student-athlete accepted benefits from four boosters. The majority of the impermissible benefits were provided by one booster in the spring of 2017 and included travel/transportation expenses, entertainment, as well as use of a car and insurance. The other boosters provided rounds of golf, meals, \$200 cash, and arrangement of a night's stay at a condo. As a result of the impermissible extra benefits, the institution self-imposed a scholarship penalty as well as a number of recruiting restrictions (see details in the public report). In addition, the Committee on Infractions issued a two-year probationary period which began November 9, 2018 through November 8, 2020, additional recruiting restrictions, and a vacation of records penalty.

For more information and a link to the NCAA Public Infractions Decision, visit [byucougars.com/ncaa-infractions](http://byucougars.com/ncaa-infractions)